

## Airtame Instructions For Macs/Windows Laptops

- Open your Preferred browser (Firefox recommended) and go to [www.airtame.com/download](http://www.airtame.com/download)

- Click on Get for PC/Mac



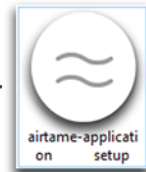
Get for Windows ↓



Get for Mac OS ↓

the download will start

- Once the download is complete you will have this file in your download folder



- Open the file and start the installation process, click next (3X), install and wait for a few minutes  
Once you click finish the Airtame app is installed on your computer

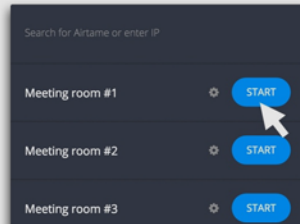
- The App is on your desktop



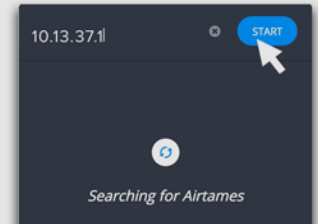
open it (Airtame on the right side of your screen)



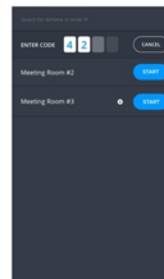
- Find your screen's name and press "Start"  
(The screen name of the monitor/screen on the wall next to you)



Or type its IP address  
as shown on the screen  
(The Ip Address is next to the screen's name of the monitor/screen i-e 107.12.17.2)




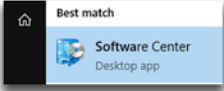
- A PIN will appear on the screen, enter the PIN on your laptop's Airtame application to connect

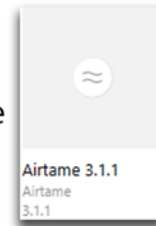


If you have any questions please call the TRC at 507-537-6111 OR email at [trchelpdesk@smsu.edu](mailto:trchelpdesk@smsu.edu)


## Airtame Instructions For SMSU Windows Laptops


- Click on the start Icon  on the lower left corner of your screen and type "Software Center"


- Open Software Center  and wait until you see Airtame



- Right Click on Airtame and then Right Click on Install 

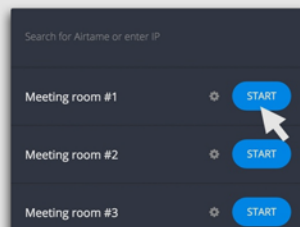
- The Installation has begun once you have this screen  it will take a few minutes

- Airtame is installed once your screen shows 

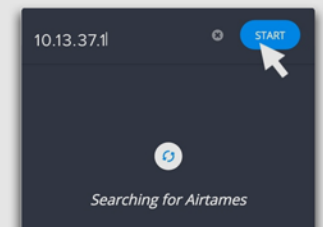
- Click  type Airtame and open the app (Airtame on the right side of your screen)



- Find your screen's name and press "Start" (The screen name of the monitor/screen on the wall next to you)



Or type its IP address as shown on the screen (The Ip Address is next to the screen's name of the monitor/screen i-e 107.12.17.2)



- A PIN will appear on the screen, enter the PIN on your laptop's Airtame application to connect

