



# Instructors: D2L Brightspace June 2019 update (version 20.19.06)

## *Release Notes*

Last updated: June 21, 2019

*Note: This document provides the 20.19.06 release notes from D2L's June 2019 monthly continuous delivery release. Some features or products were excluded from the original document if they were not applicable to Minnesota State users.*

*Minor changes were made to the original content for word-choice and formatting consistency.*



# CONTENTS

<b>CONTENTS</b> .....	<b>2</b>
<b>BRIGHTSPACE JUNE 2019 (20.19.06) UPDATE FOR MINNESOTA STATE</b> .....	<b>3</b>
Additional Resources .....	3
<b>NEW AND UPDATED FEATURES</b> .....	<b>4</b>
ASSIGNMENTS .....	4
Assignments – Assignment list opt-in for learners   Updated 20.19.06 .....	4
CHAT .....	7
Chat – Reflects Legal Names   New 20.19.06 .....	7
CLASS/USER PROGRESS .....	10
User Progress – Consistent tracking of Content progress across D2L Brightspace   Updated 20.19.06 .....	10
DISCUSSIONS .....	14
Discussions – Save feedback in draft state when associated with rubrics   Updated 20.19.06 .....	14
MYDESIRE2LEARN .....	16
myDesire2Learn – Self-Registration service migration   Updated 20.19.06 .....	16
QUICK EVAL .....	17
Quick Eval – Improvements to Quick Eval list   Updated 20.19.06 .....	17
QUIZZES .....	21
Quizzes – Arithmetic and significant figures questions round up from .5   Updated 20.19.06 .....	21
Quizzes – New Quiz Builder Experience Preview   New 20.19.06 .....	24
RUBRICS .....	27
Rubrics – Consistent assessment experience for Discussions   New 20.19.06 .....	27
Rubrics – Updated grading experience for rubrics with learning objectives   New 20.19.06 .....	30



## BRIGHTSPACE JUNE 2019 (20.19.06) UPDATE FOR MINNESOTA STATE

This document's intended audience is *Instructors* at the colleges and universities of Minnesota State.

The following release notes are Minnesota State users who want information on D2L Brightspace Platform features in the June 2019 release (version 20.19.06).

Note that some features or products were excluded from the original document as they were not applicable to Minnesota State users. We have only included relevant features to bring them to the attention of our Minnesota State D2L user community.

### Additional Resources

- Minnesota State IMS SharePoint site (<https://mnscu.sharepoint.com/sites/IMS>):
  - [D2L Brightspace Cumulative Fixed and Known Issues](#)
- Minnesota State videos:
  - [Faculty New List View for Assignments](#) (2 minutes)
  - [Student New List View for Assignments](#) (2 minutes)
- D2L YouTube video:
  - Instructor video: [Release highlights for June 2019 \(v20.19.06\)](#) (5 minutes)
- D2L Documentation:
  - [Brightspace Platform Requirements](#) (<https://community.brightspace.com/s/article/Brightspace-Platform-Requirements>)
- Relevant Knowledge Articles:
  - Article #2135 [Students: D2L Brightspace June 2019 \(20.19.06\) Release Notes](#)
  - Article #1483 [Supported browsers in D2L Brightspace](#)
  - Instructor Article #800 [Instructor D2L Brightspace Resources and Known Issues](#) (<https://mnscu.sharepoint.com/sites/D2Lsupport/instructor/800.docx?web=1>)



## NEW AND UPDATED FEATURES

### ASSIGNMENTS

Assignments – Assignment list opt-in for learners | Updated 20.19.06

You and your learners may have the option to opt-in to the new Assignment list view. The new Assignments list experience provides an opt-in and opt-out fly-out menu, in which the user can opt-out at any time. When opting out, you may leave feedback regarding the new Assignment list view that is sent directly to D2L developers.

This opt-in feature was available in the January 2019 release (version 10.8.9). For schools you have tried out the new Assignments list, you may continue to opt-in and opt-out of the new Assignments List experience with this feature update.

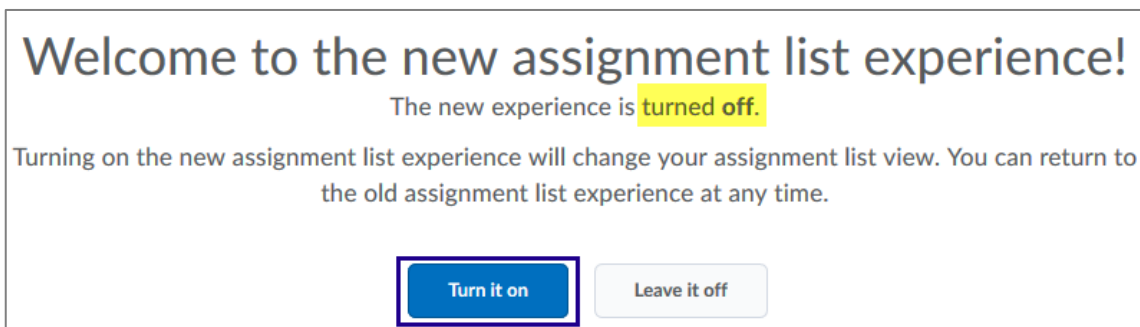


Figure: Opt in to the new Assignments list experience from the assignments tool fly-out menu

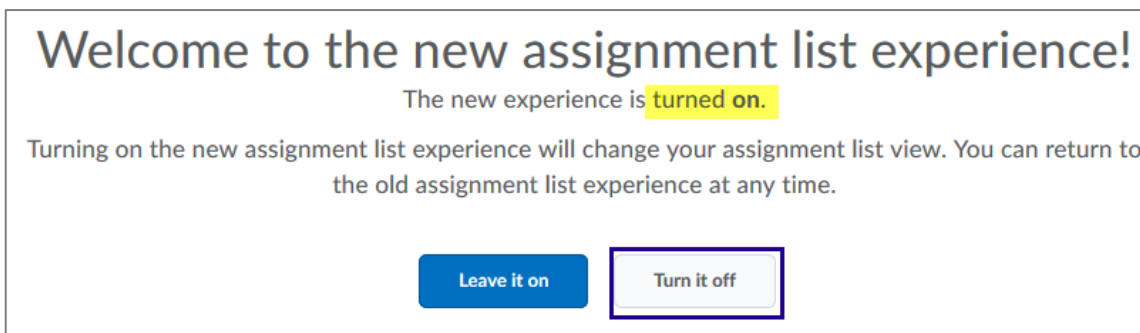


Figure: Opt out to the new Assignments list experience from the assignments tool fly-out menu

**Assignments** Help

[New Assignment](#) [More Actions](#)

[Bulk Edit](#)

<input type="checkbox"/>	Assignment	Total Submissions	Unread Submissions	Flagged Submissions	Due Date
No Category					
<input type="checkbox"/>	Genre Analysis Articles <span>▼</span> <span>🔑</span>	2	1	0	Mar 29, 2019 9:11 AM
<input type="checkbox"/>	Genre Analysis First Draft <span>▼</span> <span>🔑</span>	4	0	0	Apr 19, 2019 9:20 PM
<input type="checkbox"/>	Genre Analysis Final Draft <span>▼</span> <span>🔑</span>	3	1	0	May 3, 2019 9:20 PM
<input type="checkbox"/>	Midterm Assignment <span>▼</span> <span>🔑</span>	-	-	-	
<input type="checkbox"/>	Select a Topic <span>▼</span> <span>🔑</span> <span>👥</span>	1	1	0	

20 per page ▼

Figure: Existing Assignments List view for instructors (opt out view)

**Assignments** Help

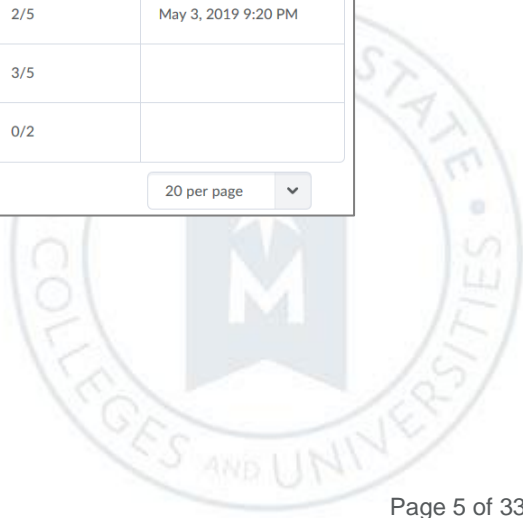
[New Assignment](#) [More Actions](#)

[Bulk Edit](#)

<input type="checkbox"/>	Assignment	Completed	Evaluated	Feedback Published	Due Date
No Category					
<input type="checkbox"/>	Genre Analysis Articles <span>▼</span> <span>🔑</span>	2/5	2/5	2/5	Mar 29, 2019 9:11 AM
<input type="checkbox"/>	Genre Analysis First Draft <span>▼</span> <span>🔑</span>	4/5	4/5	3/5	Apr 19, 2019 9:20 PM
<input type="checkbox"/>	Genre Analysis Final Draft <span>▼</span> <span>🔑</span>	3/5	2/5	2/5	May 3, 2019 9:20 PM
<input type="checkbox"/>	Midterm Assignment <span>▼</span> <span>🔑</span>	3/5	5/5	3/5	
<input type="checkbox"/>	Select a Topic <span>▼</span> <span>🔑</span> <span>👥</span>	1/2	0/2	0/2	

20 per page ▼

Figure: New Assignments list view for instructors (opt in view)



### Assignments

View History

Assignment	Score	Submissions	Feedback	Due Date
No Category				
Genre Analysis Articles	32 / 35 - 91.43 %	1	<a href="#">View Feedback</a>	Mar 29, 2019 9:11 AM
Genre Analysis First Draft	28 / 35 - 80 %	2	<a href="#">View Feedback</a>	Apr 19, 2019 9:20 PM
Genre Analysis Final Draft	23 / 35 - 65.71 %	1	<a href="#">View Feedback</a>	May 3, 2019 9:20 PM
Midterm Assignment	19.5 / 35 - 55.71 %	-	<a href="#">View Feedback</a>	
Group 2: Select a Topic	- / 15	0	-	

20 per page

Figure: Existing Assignments list view for learners (opt out view)

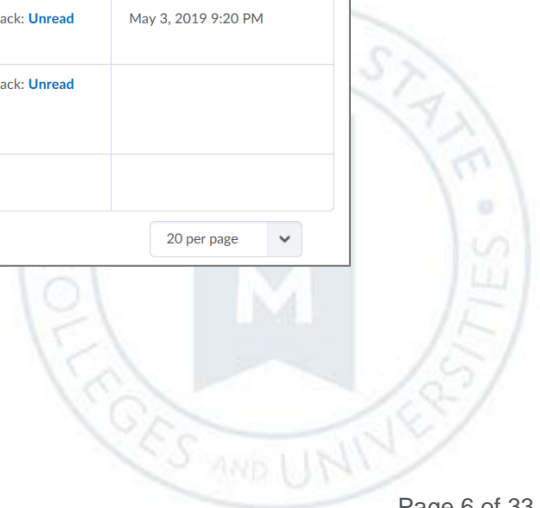
### Assignments

View History

Assignment	Completion Status	Score	Evaluation Status	Due Date
No Category				
Genre Analysis Articles	<a href="#">1 Submission</a>	32 / 35 - 91.43 %	Feedback: <a href="#">Read</a>	Mar 29, 2019 9:11 AM
Genre Analysis First Draft	<a href="#">2 Submissions, 2 Files</a>	28 / 35 - 80 %	Feedback: <a href="#">Unread</a>	Apr 19, 2019 9:20 PM
Genre Analysis Final Draft	<a href="#">1 Submission, 1 File</a>	23 / 35 - 65.71 %	Feedback: <a href="#">Unread</a>	May 3, 2019 9:20 PM
Midterm Assignment	<a href="#">Completed</a>	19.5 / 35 - 55.71 %	Feedback: <a href="#">Unread</a>	
Group 2: Select a Topic	<a href="#">Not Submitted</a>	- / 15		

20 per page

Figure: New Assignments list view for learners (opt in view)

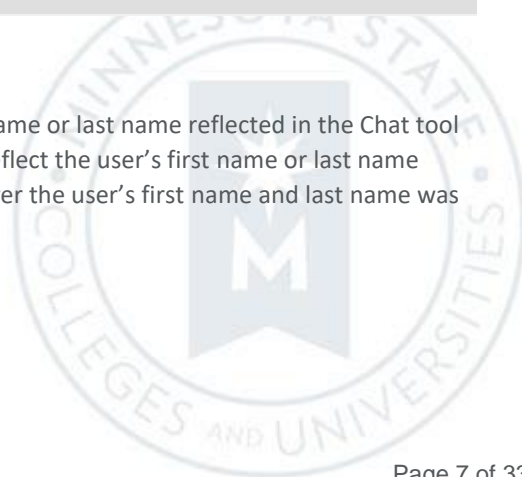


Impact of Change	Technical Details	Next Steps
<p><b>Slight impact to instructors due to updates to the visible fields in the new Assignments list view.</b></p>	<p><b>Availability:</b> Depending on the setting at your campus D2L Brightspace site, you may see the new Assignments list experience.</p> <p><b>To enable:</b> This functionality is automatically enabled for Assignments users, who have the option to opt-in to the new Assignments list experience.</p> <p><b>User Resources:</b> For more information to share with users, visit the <a href="#">Assess and Grade Learners – Instructor Guide</a> (print-based resources) or the <a href="#">Assessing assignments</a> help topic (online resource).</p>	<p><b>Note:</b> The new Assignment view feature provides workflow change for instructors, including terminology changes. View the <a href="#">Faculty New List View for Assignments</a> (2 minute) video for reference.</p> <p>At any time, you may opt-out of the new Assignments list view. When opting out, you may leave feedback regarding the new Assignment list view that is sent directly to D2L developers.</p>
<p><b>Slight impact to learners due to updates to the visible fields in the new Assignments list view.</b></p>	<p><b>Availability:</b> Depending on the setting at your campus D2L Brightspace site, you may see the new Assignments list experience.</p> <p><b>To enable:</b> This functionality is automatically enabled for Assignments users, who have the option to opt-in to the new Assignments list experience.</p> <p><b>User Resources:</b> For more information to share with users, visit the <a href="#">Submit assignments</a> help topic (online resource).</p>	<p><b>Note:</b> The new Assignment view feature provides workflow change for instructors, including terminology changes. View the <a href="#">Student New List View for Assignments</a> (2 minute) video for reference.</p> <p>At any time, you may opt-out of the new Assignments list view. When opting out, you may leave feedback regarding the new Assignment list view that is sent directly to D2L developers.</p>

## CHAT

Chat – Reflects Legal Names | [New 20.19.06](#)

If a user’s first name or last name is changed, they will now see their first name or last name reflected in the Chat tool the next time the user enters a chat. Previously, the Chat tool would not reflect the user’s first name or last name changes after entering a chat. Chat history is static and will contain whatever the user’s first name and last name was at the time of entering that chat.



If a user's role has the option to change the Chat alias and an alias was set, that alias name will be displayed in the Chat tool instead of the user's first name and last name.

This feature implements PIE item D5174.

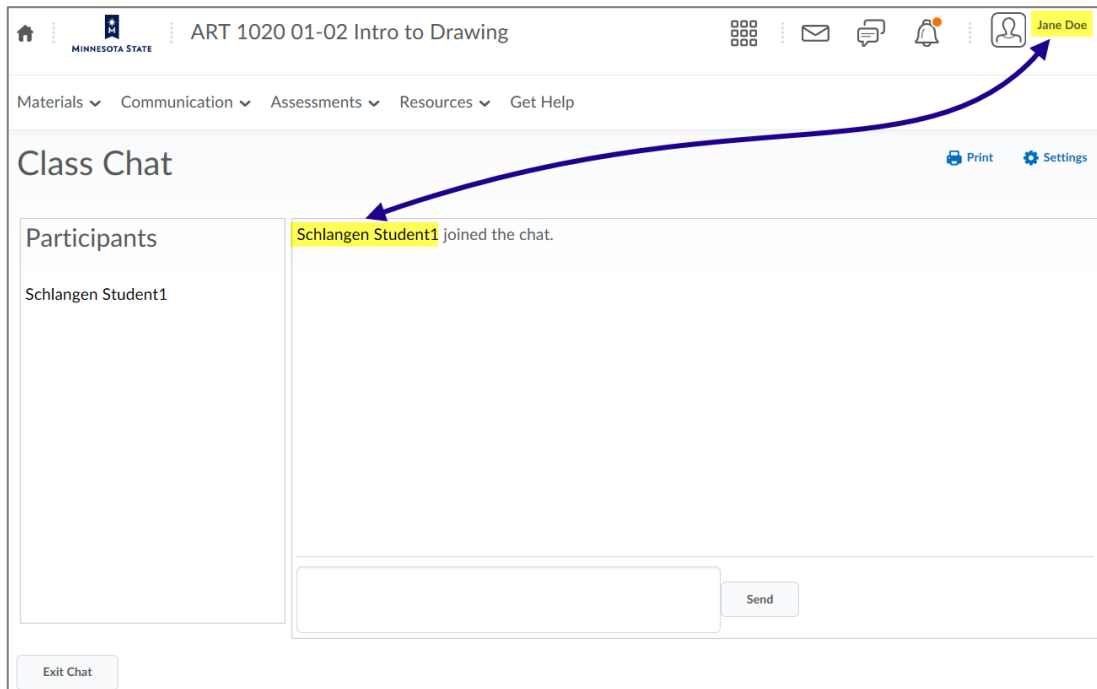


Figure: Previously, the Chat tool did not reflect when a user's first name or last name changed



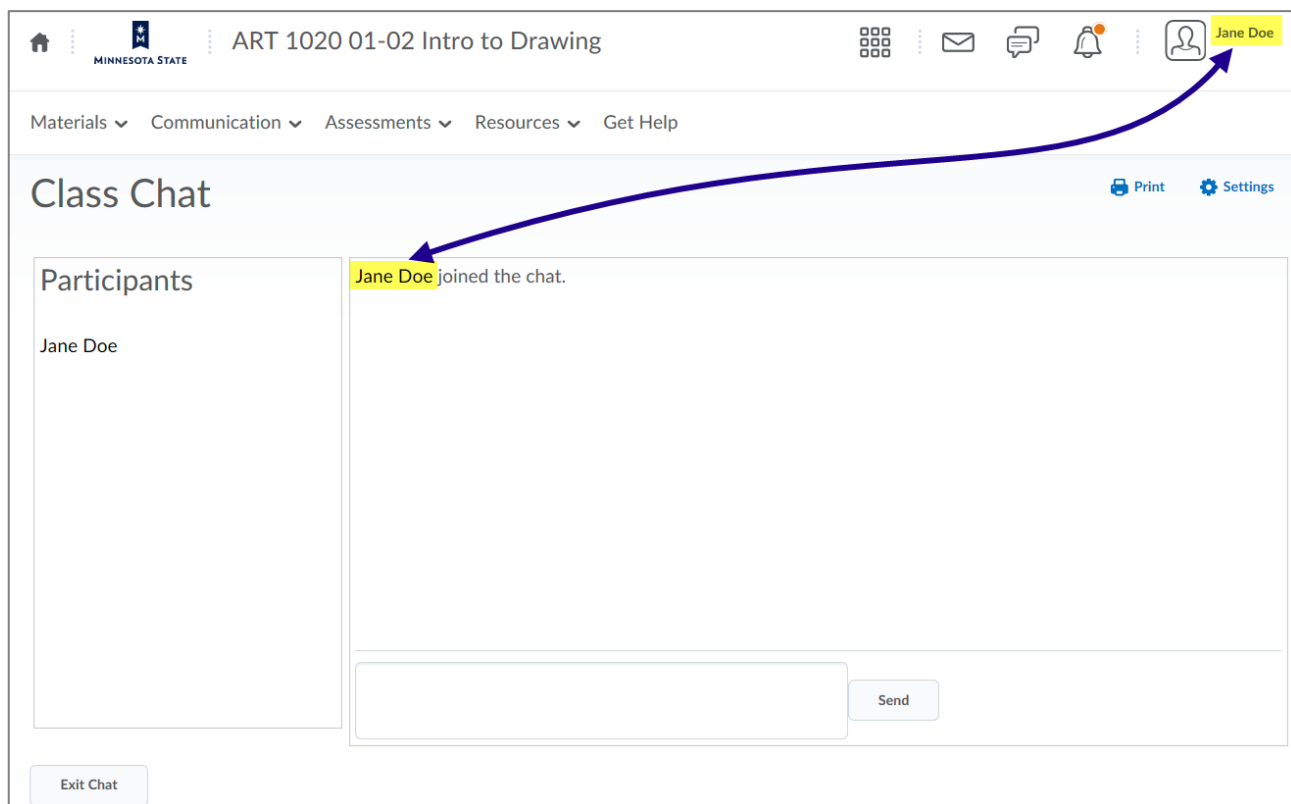


Figure: Now, the Chat reflects updates to a user’s first name and last name

Impact of Change	Technical Details	Next Steps
Slight impact to instructors due to an updated reflection of a user's first name and last name in the Chat tool.	<p><b>Availability:</b> This feature is available to all D2L Brightspace sites.</p> <p><b>To enable:</b> This feature is automatically enabled for all users. No further action is required.</p> <p><b>User Resources:</b> For more information, visit the <a href="#">Brightspace Instructor Help</a> (online resource).</p>	<p>Users, without the option to change the Chat alias, will see their first name or last name reflected in the Chat tool with this feature update.</p> <p>Chat history is static and will contain whatever the user’s first name and last name was at the time of entering that chat.</p>
Slight impact to learners due to an updated reflection of a user's first name and	<p><b>Availability:</b> This feature is available to all D2L Brightspace sites.</p> <p><b>To enable:</b> This feature is automatically enabled for all users. No further action is required.</p>	<p>Users, without the option to change the Chat alias, will see their first name or last name reflected in the Chat tool.</p>

Impact of Change	Technical Details	Next Steps
last name in the Chat tool.	<b>User Resources:</b> For more information, visit the <a href="#">Brightspace Student Help</a> (online resource).	Chat history is static and will contain whatever the user’s firstname and lastname was at the time of entering that chat.

## CLASS/USER PROGRESS

User Progress – Consistent tracking of Content progress across D2L Brightspace | Updated 20.19.06

Previously, different tools and features within D2L Brightspace used different logic for determining user progress through Content topics. Now, the logic has been consolidated so that it is calculated in the same way across the platform.

Content must meet three criteria to be included in the user progress:

- The learner must have access to the content
- The content must be marked with a completion method of Required Automatic or Required Manual (View knowledge article #1313 [Content completion and participation](#) for more information)
- The content is not exempt for that learner (View knowledge article #1310 [Manage course content](#) for more information)

When content does not meet these conditions, the topics are not included in the calculation of the learner’s content progress.

These changes affect the following areas of the D2L Brightspace:

- Class Progress has a new Content Completed indicator column to represent completed content. From the Class Progress screen, select the Settings screen. On this screen, you can replace an existing option to add the new **Content Completion Summary** option.
- In Class Progress, the current content-related column has been being renamed from **Content** to **Content Visited**.
- The Content sections of the Class/User Progress tool have several changes:
  - The progress on a module now reflects the number of completed and required topics in all levels below the module. Previously, the module progress reflected the number of completed topics immediately inside the module and the number of completed sub-modules. The new progress percentage and number is an actual reflection of how far the learner has progressed through the module.
  - The **Topics Visited** statistics on the left side of the page now include a denominator. The data represents the number of unique topics that the user visited. The denominator indicates the total number of topics that the student can access. In addition, the **#Visits** column is now renamed to **Total Visits**.
  - In the Content section of the Summary page and in the Content detail page, **Visits** has been renamed to **Completed**.



Select Progress Indicator

78 % Completed: 62 / 80

**Checklist Completion Summary**  
 The Checklist Completion Summary indicator displays how the learner is progressing through the assigned course checklists. Highlighted items indicate items that are due within the next 7 days.

65 % Completed: 55 / 85

**Content Completion Summary**  
 The Content Completion Summary indicator shows how many required content topics each student has completed.

87 read 65 threads 32 replies

**Discussions Participation Summary**  
 The Discussion Participation Summary indicator presents user statistics for reading, posting, and responding to discussions.

91 %

**Quiz Performance Summary**  
 The Quiz Performance Summary indicator presents the current average on all quizzes as well as a visualization of the scores of the last 15 items. Hovering over each bar provides additional details for the quiz.

Cancel

Figure: The **Content Completion Summary** progress indicator on the Class Progress Settings screen

Class Progress

Filter to: All Users













Name	Content Visited	Content Completed
 <b>Alan Finney</b> Alan.Finney 2011-05-030	 97 % Visited: 34 / 35	 91 % Completed: 32 / 35
 <b>Anthony Blifton</b> Anthony.Blifton 2011-05-025	 94 % Visited: 33 / 35	 97 % Completed: 34 / 35
 <b>Carol Callston</b> Carol.Callston 2011-05-021	 83 % Visited: 29 / 35	 91 % Completed: 32 / 35
 <b>Colin Grant</b> Colin.Grant 2011-05-029	 71 % Visited: 25 / 35	 89 % Completed: 31 / 35

Figure: The **Content Completed** and **Content Visited** indicator columns in Class Progress



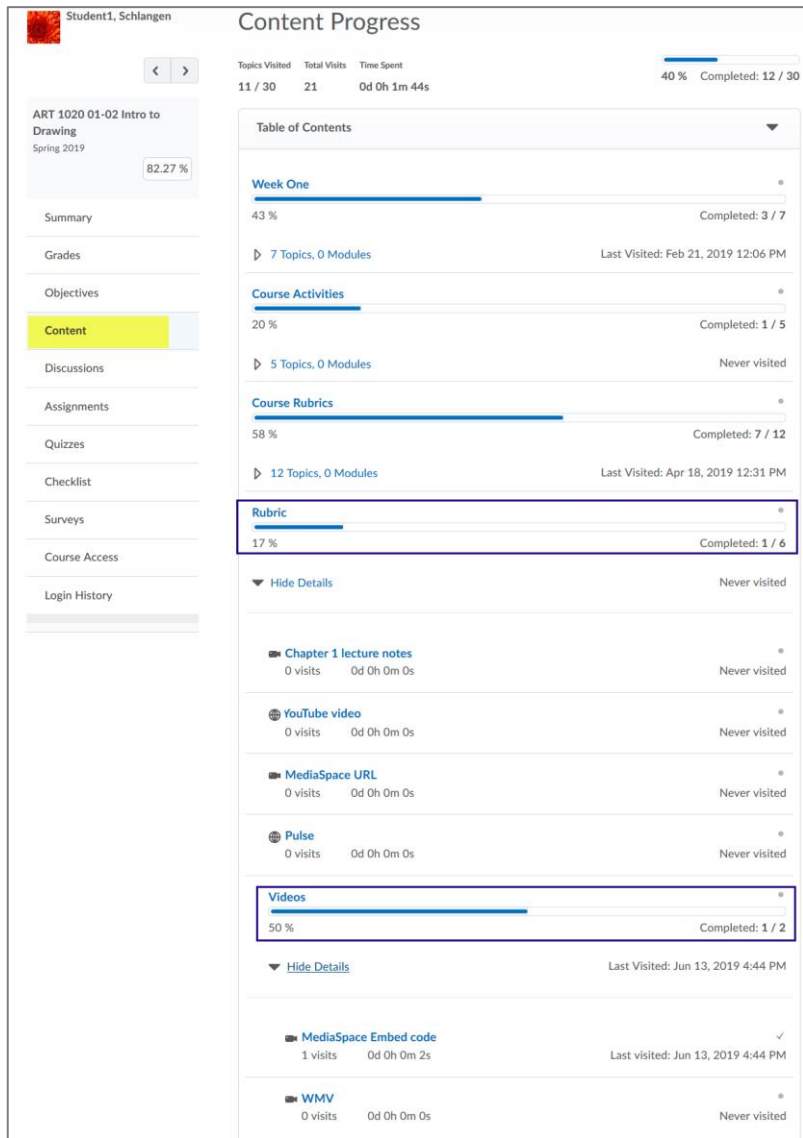


Figure: The content module progress is an actual reflection of the learner's progress with the number of completed and required topics in all levels below the module

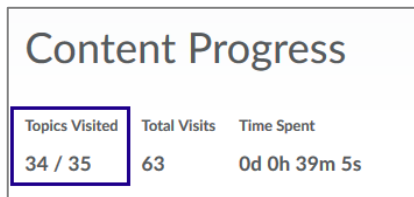


Figure: The **Topics Visited** statistics denominator indicates the total number of topics that the student can access

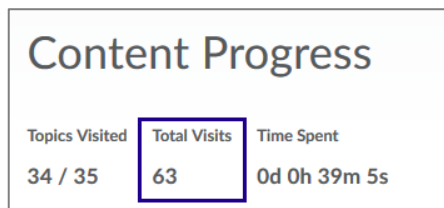


Figure: The **#Visits** column is now renamed to **Total Visits**



Figure: In the Content section of the **Summary** page and in the **Content detail** page, **Visits** has been renamed **Completed**

Impact of Change	Technical Details	Next Steps
Slight impact to instructors due the updates within the system to make the user progress logic and displays appear and function consistently.	<p><b>Availability:</b> This feature is available to all D2L Brightspace sites.</p> <p><b>To enable:</b> The functionality is available for all users. No further action is required.</p> <p><b>User Resources:</b> For more information to share with users, visit the <a href="#">Measure And Guide Performance And Engagement - Instructor Guide</a> (print-based resources), or knowledge article #1204 <a href="#">Class Progress settings</a> (online resource).</p>	N/A
Slight impact to learners due the updates within the system to make the user progress logic and displays appear and function consistently.	<p><b>Availability:</b> This feature is available to all D2L Brightspace sites.</p> <p><b>To enable:</b> The functionality is available for all users. No further action is required.</p> <p><b>User Resources:</b> For more information to share with users, visit the knowledge article #1308 <a href="#">View your class progress as a student</a> (online resource).</p>	N/A



## DISCUSSIONS

Discussions – Save feedback in draft state when associated with rubrics | Updated 20.19.06

This feature provides instructors the option to save feedback as a draft on discussions associated with rubrics before publishing it to learners. Now, when instructors add feedback for discussions with rubrics, the **Publish** and **Save Draft** buttons display. Previously, **Save** and **Close** buttons would display. This feature extends the existing **Publish** and **Save Draft** options when grading rubrics in other assessment tools and other discussion screens.

This feature update is specific to the discussion topic's Assess Topic screen. Select **Show All Scores** from the 'View Options' menu, select a rubric link under a student. In the rubric window, the **Save** and **Close** buttons have been replaced by the **Publish** and **Save Draft** buttons.

Note: The **Publish** and **Save Draft** buttons are already available when clicking the **Topic Score** link from the Assess Topic screen. This feature makes the grading rubric experience consistent, regardless of the specific screen or process the instructor uses to grade rubrics.

Assess Topic - Comparison of Bones Discussion

Topic Rubric - Schlangen Student1

Rubric Name: Discussion rubric

Criteria	Performance 12 points	Response 8 points	Score and Feedback
Grammar	great	great	
substance	ok	acceptable	
engagement	inferior	no pass	
Overall Score	Level 2 5 or more	Level 1 0 or more	Score and Feedback
			Overall score will be calculated when all

Save Close

Figure: Previously, the rubric link on Assess Topic screen displayed **Save** and **Close** buttons

Assess Topic - Comparison of Bones Discussion

Publish All Scores   Retract All Scores   Mark All Read

Users   Assessments

Search For...   Show Search Options

View Options  
Show All Scores

First Name, Last Name  
Schlangen Student1

Topic Score  
Discussion rubric

Schlangen Student2

Performance 12 POINTS

Response 8 POINTS

	Performance 12 POINTS	Response 8 POINTS
Grammar -- / 12 + FEEDBACK	great	great
substance -- / 12 + FEEDBACK	ok	acceptable
engagement -- / 12 + FEEDBACK	inferior	no pass

Publish   Save Draft

Figure: Now, the rubric link on the Assess Topic screen displays **Publish** and **Save Draft** buttons

Note: We have identified an issue with the **Grid View** in which the **Publish** and **Save Draft** buttons do not display and clicking **Save** causes an error. We have reported this issue to D2L for further investigating (as of June 12, 2019).

Discussions List > View Topic

# Getting Acquainted

Start a New Thread   Refresh   Mark All Read   More Actions

Subscribe to Topic

Search For...   Show Search Options

Reply   Edit Post   More Actions

Assess (1)

Posting from Schlangen Student1

Posting from student2

Internal Error (3)

Error: Internal Error

There was an error processing the page you requested. Contact technical support. Tell them which page you tried to reach and how you got this error message.

Save (2)   Close

Impact of Change	Technical Details	Next Steps
<b>Slight impact to instructors due to the ability to a save draft version of feedback on discussions that are only associated with one rubric.</b>	<b>Availability:</b> This feature is available to all D2L Brightspace sites. <b>To enable:</b> This feature is automatically enabled for Rubrics users. No further action is required. <b>User Resources:</b> For more information to share with users, visit the <a href="#">Assess and Grade Learners – Instructor Guide</a> (print-based resources) or <a href="#">Assess and grade learners</a> (online resource).	N/A

## MYDESIRE2LEARN

myDesire2Learn – Self-Registration service migration | Updated 20.19.06

The user registration flow for [myDesire2Learn.com](https://www.mydesire2learn.com) will no longer leverage the EduDentity login service. **Current** users of myDesire2Learn.com will experience no change to the login process and no action is required from them. D2L will contact all registered myDesire2Learn users via email with direct notification of this change.

There will be a new user registration workflow introduced with this change that applies only to **future** users of myDesire2Learn.com

Note: D2L’s site, [myDesire2Learn.com](https://www.mydesire2learn.com) (<https://www.mydesire2learn.com/d2l/loginh>), is a cloud-hosted ePortfolio site. It allows users the ability to import their D2L Brightspace ePortfolio items from their campus D2L Brightspace site. View [Export items in your Brightspace ePortfolio](#) for more information about the process.





https://mydesire2learncc.brightspace.com/register

**myDesire2Learn** Home Browse Courses Log In Register

### Create Your Account

\* First Name

\* Last Name

\* Email Address

\* Repeat Email

\* Username

\* Password

\* Repeat Password

I agree to the Terms of Service and Privacy Policy and I am 13 years of age or older. ([Read](#))

Figure: The 'Create Your Account' registration screen on the myDesire2Learn.com site

Impact of Change	Technical Details	Next Steps
<p><b>Moderate impact to myDesire2Learn users due to the migration of data to a new login service.</b></p>	<p><b>Availability:</b> This feature is available to D2L Brightspace sites.</p> <p><b>To enable:</b> Current users of the myDesire2Learn.com will not experience a change to the login process and no action is required. D2L will contact all registered myDesire2Learn users via email with direct notification of this change.</p> <p><b>User Resources:</b> For more information to share with users, visit the <a href="#">Brightspace ePortfolio - Learner Guide</a> (print-based resources) or the <a href="#">Export items from your Brightspace ePortfolio</a> help topic (online resource).</p>	<p>There will be a new user registration workflow introduced with this change that applies only to <b>future</b> users of myDesire2Learn.com</p>

## QUICK EVAL

Quick Eval – Improvements to Quick Eval list | Updated 20.19.06

To improve the Quick Eval experience, the following updates are now available:

- A Draft icon displays in Quick Eval for discussion posts that have feedback in draft status
- Evaluators only see discussion posts and quiz attempts from learners in sections they are enrolled in. This matches the behavior of assignment submissions.

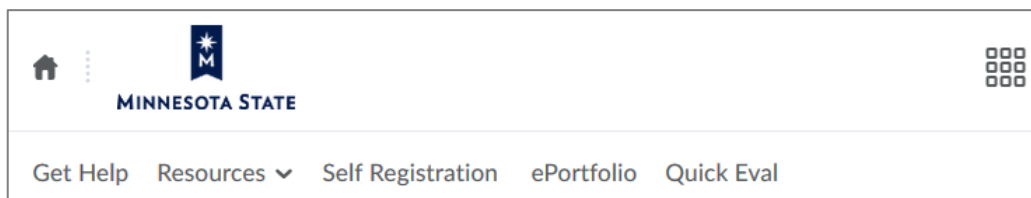


Figure: Example of a **Quick Eval** link available on the My Home page navigation bar

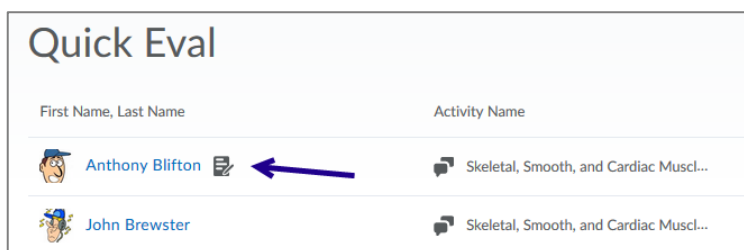


Figure: The 'evaluation saved as draft' icon next to a learner's name for a discussion post

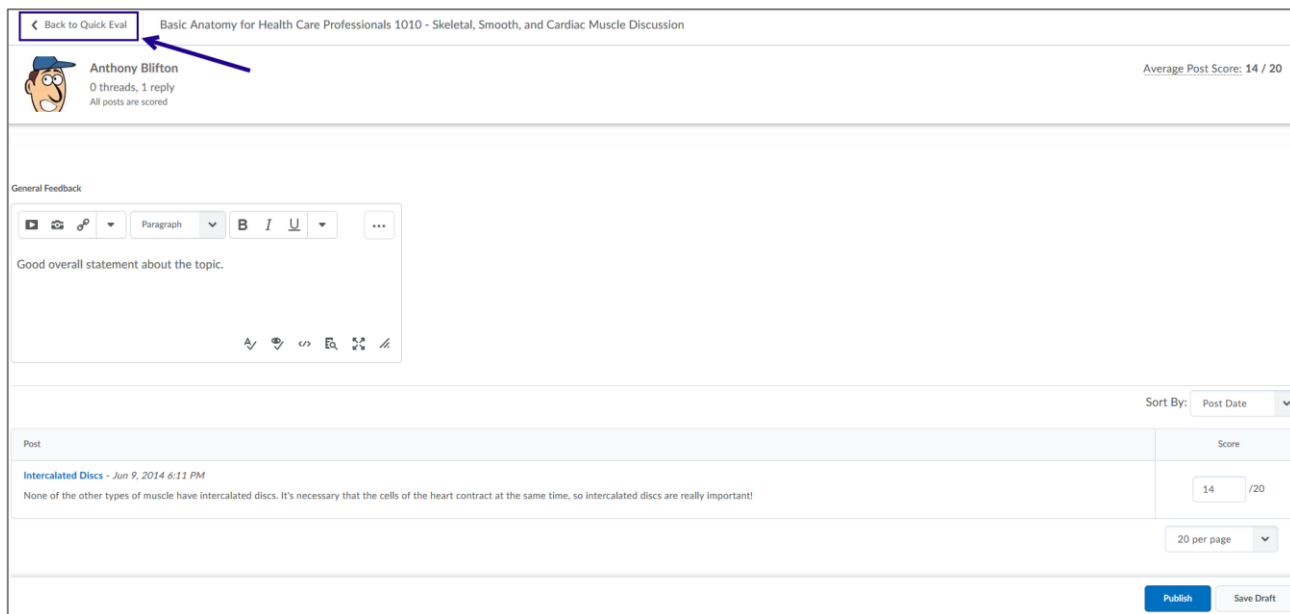


Figure: The 'Back to Quick Eval' link after clicking a learner's name in Quick Eval

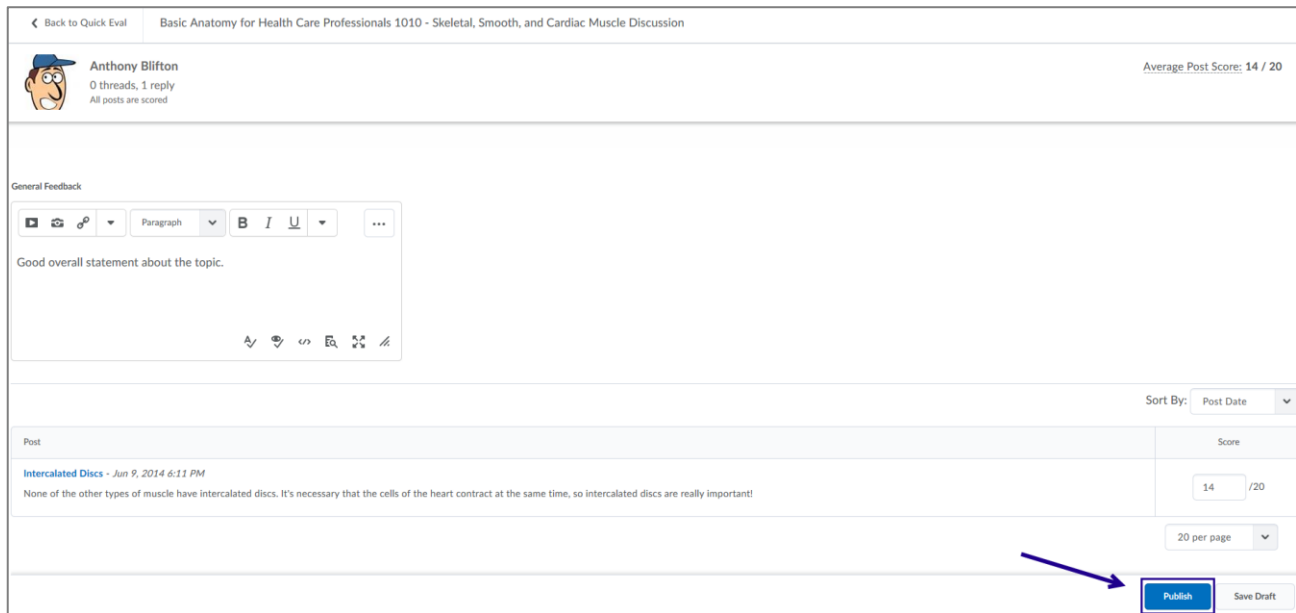


Figure: Publish button to release graded discussion post to learner

#### What determines if a course displays in Quick Eval

- Course is **active** and within its start and end date

**Note:** For other courses, learner submissions need to be evaluated from within the course

#### An unevaluated learner submission displays if

- Assignments:
  - Any assignment submission type (except 'Automatically on Evaluation' completion type)
  - The submission score/feedback is not published (**Publish** button displays)
- Discussions:
  - The discussion is associated with a grade item
  - The post is ungraded (**Publish** buttons displays)
- Quizzes:
  - The quiz is not set up for auto-grading
  - The attempt is ungraded (**Graded** checkbox is not checked)



*An unevaluated learner submission does not display if*

- The assignment submission is within a **group** assignment
- The discussion post is within a **group** discussion
- The discussion post is in a **moderated** topic and has not been approved by the evaluator
- The discussion topic has a **rubric** associated with it but does not have a grade item associated with it
- The quiz is automatically sent to the gradebook but **individual questions** may need evaluation (such as Written Response type questions)

*Quick Eval Limitations*

- There is **no special anonymous** evaluation mode for Quick Eval
  - Learner names display (rather than 'anonymous user') for an assignment with 'anonymous marking' and submission score/feedback is not published
  - Learner names display (rather than 'anonymous') for a discussion topic with 'Allow anonymous posts' option, topic is associated with a grade item, and the anonymous post is ungraded
- Quick Eval does not list **grade items, SCORM objects** and **LTI activities** (like Bongo video assignments).
- Quick Eval list **cannot be filtered by sections**; however, an evaluator only sees submissions from the sections they are enrolled in.

When learner submissions are evaluated and published, they no longer show up in the Quick Eval list. An empty Quick Eval list indicates that no learner submissions (that fit the [above criteria](#)) are pending evaluation.

Impact of Change	Technical Details	Next Steps
<p><b>Slight impact to instructors due to improvements to the Quick Eval list.</b></p>	<p><b>Availability:</b> This feature is available to all D2L Brightspace sites.</p> <p><b>To enable:</b> This functionality is automatically available for Quick Eval users.</p> <p><b>User Resources:</b> <a href="#">Assess and Grade Learners – Instructor Guide</a> (print-based resources) or the <a href="#">About Quick Eval</a> topic (online resource).</p>	<p><b>Important:</b> The Quick Eval tool pulls unevaluated learner submissions from <b>current</b> course that fit the <a href="#">above criteria</a>.</p>



Impact of Change	Technical Details	Next Steps
	<p><b>Availability:</b> This feature is available to all D2L Brightspace sites.</p> <p><b>To enable:</b> This functionality is automatically available for users with the appropriate permissions.</p> <p><b>User Resources:</b> <a href="#">Assess and Grade Learners – Instructor Guide</a> (print-based resources) or the <a href="#">Add feedback and evaluations to assignments</a> topic (online resource).</p>	<p>Please contact your Campus Site Admin or Campus Trainer to inquire about the Quick Eval feature.</p> <p><b>Important:</b> The Quick Eval tool pulls unevaluated learner submissions from <b>current</b> courses that fit the <a href="#">above criteria</a>.</p>

## QUIZZES

Quizzes – Arithmetic and significant figures questions round up from .5 | Updated 20.19.06

Arithmetic and Significant Figures questions in quizzes now round up from .5 by default. Previously these types of questions were rounded down from .5. **Note:** Past quiz attempt scores **are not** affected by this change.

In arithmetic questions, you can use Answer Precision limits the number of acceptable decimal places allowed in a response. You can require that correct answers contain a specific number of decimal places. When it is enforced as 1, the student’s answer with two decimal points is marked as incorrect. Instead, the student must now round **up to .5** to receive credit for the answer precision.

For example, an arithmetic question with the formula  $3.41 * \{x\}$  would equal 85.25 for the solution. When the ‘Answer Precision’ is set to 1, it previously rounded down to 85.2 for the solution. Now, the new method will round up to 85.3 for the solution.

*\* When does the rounding occur?*

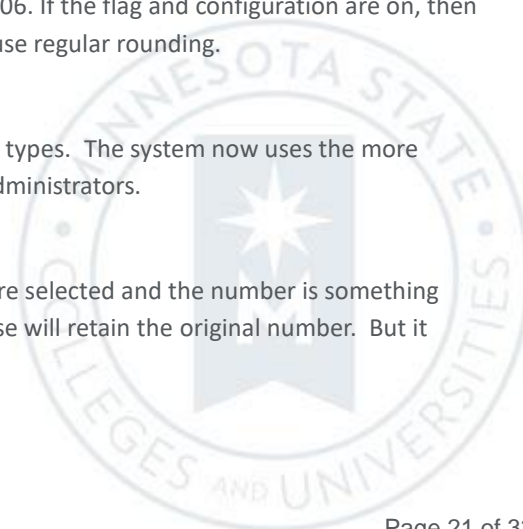
There is a config variable that the admin would set to select if banker's rounding or regular rounding is used. This is also behind a feature flag, that must be on. These were released for 20.19.06. If the flag and configuration are on, then numeric values should stop rounding using banker's rounding and instead use regular rounding.

*\* Overall summary to users*

The system until now used a banker's rounding rule for arithmetic question types. The system now uses the more standard arithmetic rule when rounding, unless that rule is turned off by administrators.

*\* Is it display only?*

No, but it depends: For example, on the display side, if significant figures are selected and the number is something like 0.0015, it may round to 0.002 for one significant figure, but the database will retain the original number. But it



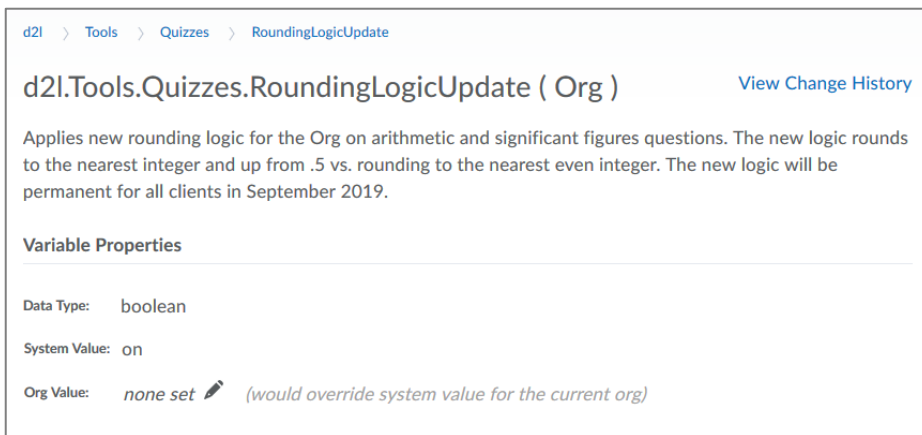
would display 0.0015 for two significant figures, based on what is asked for. If in an arithmetic question type, elaborate calculation a number has to be rounded, it will be, using the normal arithmetic rule, to about 15 decimal digits of accuracy. Digits after that will be lost and not stored in the database. This is just in the nature of floating point math.

*\* Is it just going forward from 20.19.06?*

The display of numbers in these questions will affect all numbers and questions, as they will display using this new rule.

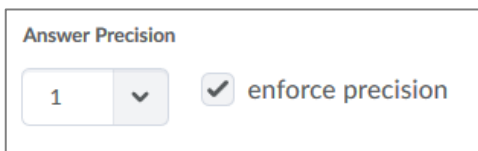
Data is not modified in older questions. What is there remains untouched. If data is recalculated, it will use the new method.

This feature implements PIE item D1751.



The screenshot shows a configuration page for the variable 'd2l.Tools.Quizzes.RoundingLogicUpdate ( Org )'. The breadcrumb trail is 'd2l > Tools > Quizzes > RoundingLogicUpdate'. There is a 'View Change History' link. The description states: 'Applies new rounding logic for the Org on arithmetic and significant figures questions. The new logic rounds to the nearest integer and up from .5 vs. rounding to the nearest even integer. The new logic will be permanent for all clients in September 2019.' Under 'Variable Properties', the 'Data Type' is 'boolean', 'System Value' is 'on', and 'Org Value' is 'none set' with a pencil icon and a note '(would override system value for the current org)'. There is a horizontal line below the properties section.

Figure: New config variable, d2l.Tools.Quizzes.RoundingLogicUpdate



The screenshot shows an 'Answer Precision' control. It consists of a dropdown menu with the value '1' selected, a checkmark icon, and the text 'enforce precision'.

Figure: Arithmetic question with an answer precision set to one



### Test Arithmetic Question

Variables

Name	Value
x	25

Original Formula

$$3.41 * \{x\}$$

Actual Formula

$$3.41 * 25$$

Solution

$$85.2$$

Range

$$85.2 - 85.2 (85.2 \pm 0)$$

Figure: Previous method rounded down from .5

### Test Arithmetic Question

Variables

Name	Value
x	25

Original Formula

$$3.41 * \{x\}$$

Actual Formula

$$3.41 * 25$$

Solution

$$85.3$$

Range

$$85.3 - 85.3 (85.3 \pm 0)$$

Figure: New method rounds up from .5



Impact of Change	Technical Details	Next Steps
<p><b>Slight impact to instructors due to changes in how arithmetic and significant figures questions are rounded when calculating scores.</b></p>	<p><b>Availability:</b> This feature is available to all D2L Brightspace sites.</p> <p><b>To enable:</b> The functionality is automatically enabled for Quizzes users. No further action is required.</p> <p><b>User Resources:</b> For more information to share with users, visit the <a href="#">Assess and Grade Learners – Instructor Guide</a> (print-based resources) or the <a href="#">Assess and grade learners</a> topic (online resource).</p>	<p>N/A</p>

Quizzes – New Quiz Builder Experience Preview | [New 20.19.06](#)

This feature releases a read-only preview of workflow related to deleting questions, sections, and question pools in the Quiz Authoring (Builder) Experience, which you can enable in the QA environment in a sandbox or non-live courses. ***D2L does not recommend using this new quiz authoring experience in live production courses in its preview form.***

Once this read-only preview feature is turned on at the course level, instructors can then opt in / opt out of the new experience. Once turned on, you can preview the new Quiz Authoring (Builder) Experience by clicking **Add/Edit Questions** on the quiz Properties tab. The new quiz authoring (builder) experience preview contains the following additions:

- Users can delete questions from a quiz
- Users can delete sections from a quiz
- Users can delete question pools from a quiz

When you opt out of the new Quiz Authoring (Builder) experience, you are prompted and encouraged to leave feedback on the new design.





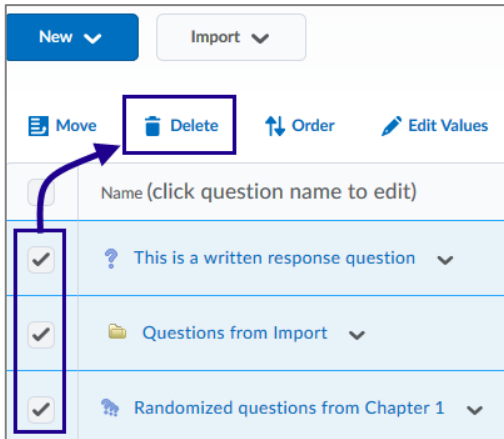


Figure: Current look of the delete functionality from the Add/Edit questions screen within a quiz

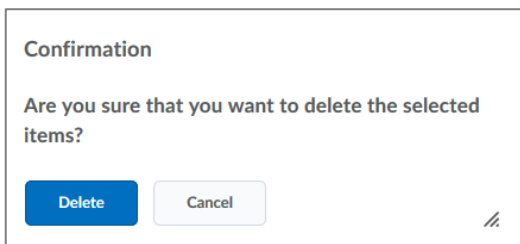


Figure: Current delete confirmation window for questions, sections, question pools

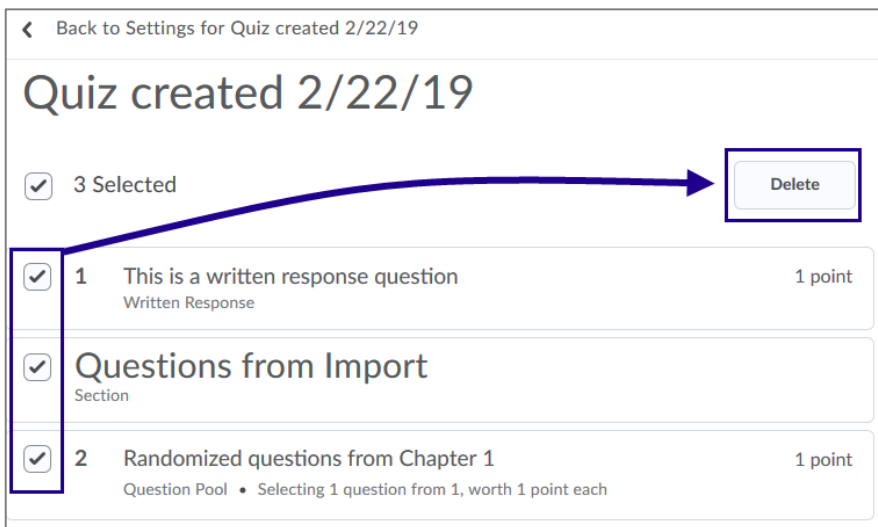


Figure: Delete functionality from Add/Edit questions screen in the new Quiz Authoring (Builder) Experience

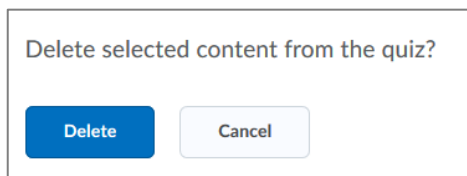


Figure: Delete confirmation window for questions, sections, question pools in the new Quiz Authoring (Builder) Experience

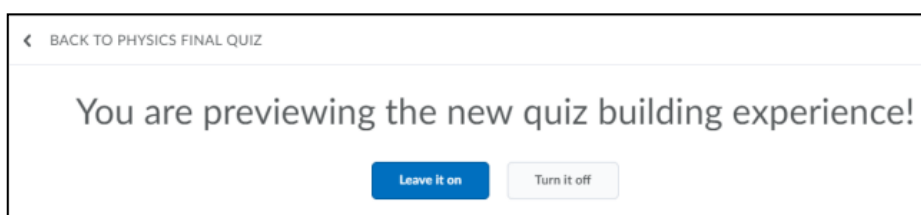


Figure: New quiz authoring experience with the option to opt in and opt out

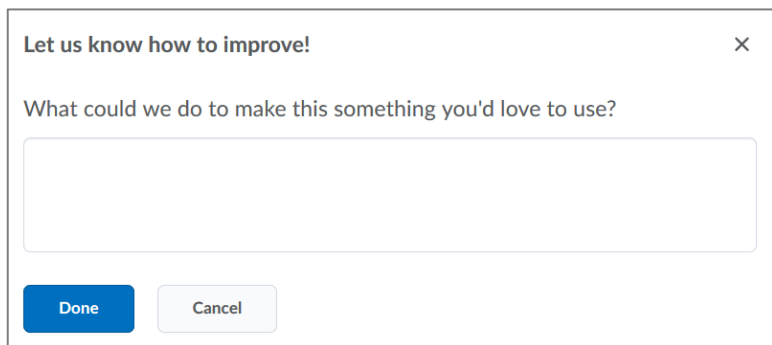


Figure: Feedback screen when opting out of the new Quiz Authoring Experience

Impact of Change	Technical Details	Next Steps
<p><b>No impact to instructors since this feature is only available for preview in the QA environment in sandbox or non-live courses.</b></p>	<p><b>Availability:</b> This feature may be available in your D2L Brightspace QA environment.</p> <p><b>To enable:</b> This functionality is enabled by your campus site administrator.</p> <p><b>User Resources:</b> Documentation will be available when this feature is ready for use in live courses in production environments.</p>	<p>If you would like to try out the preview of the new Quiz Builder experience in your campus QA environment, please contact your Campus Site Admin or Campus Trainer for further assistance.</p>

## RUBRICS

### Rubrics – Consistent assessment experience for Discussions | [New 20.19.06](#)

When instructors use the rubrics grading experience with Discussions, the following workflows present the same redesigned assessment experience:

- If a rubric is attached to a discussion that is not associated with a grade item
  - If a rubric is attached to a discussion and associated with a grade item, but the instructor clicks on the rubric name to assess instead of topic score
- Note:** This feature update is specific to the discussion topic's Assess Topic screen. Select **Show All Scores** from the 'View Options' menu, and click on a rubric name under a student. The window displays the upgraded Rubric grading experience.

In these workflows, the same design displays for the Rubric assessment screen with the details, score, feedback, post information, and all rubrics available to grade.

**Note:** This feature makes grading rubrics consistent, regardless of the specific screen or process the instructor uses. This feature is aligned with (although a separate from) the updated Rubrics grading experience, which is currently available in assessment tools, including discussions. The updated Rubrics grading experience is a separate feature functionality.

Criteria	Performance 12 points	Response 8 points	Score and Feedback
Grammar	great	great	
substance	ok	acceptable	
engagement	inferior	no pass	
Overall Score	Level 2 5 or more	Level 1 0 or more	Score and Feedback

Figure: The old Rubric design when a discussion is not associated with a grade item

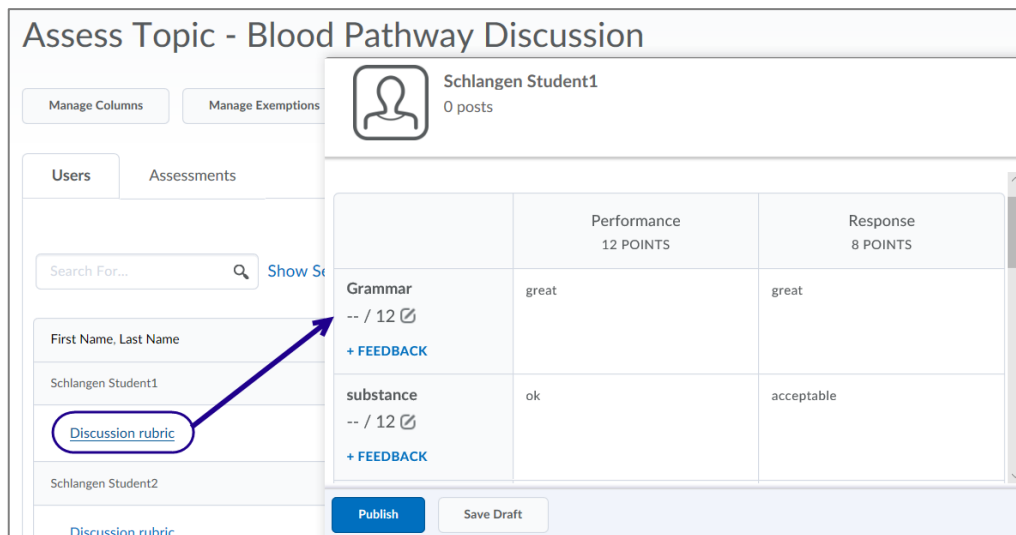


Figure: The revised Rubric design when a discussion is not associated with a grade item

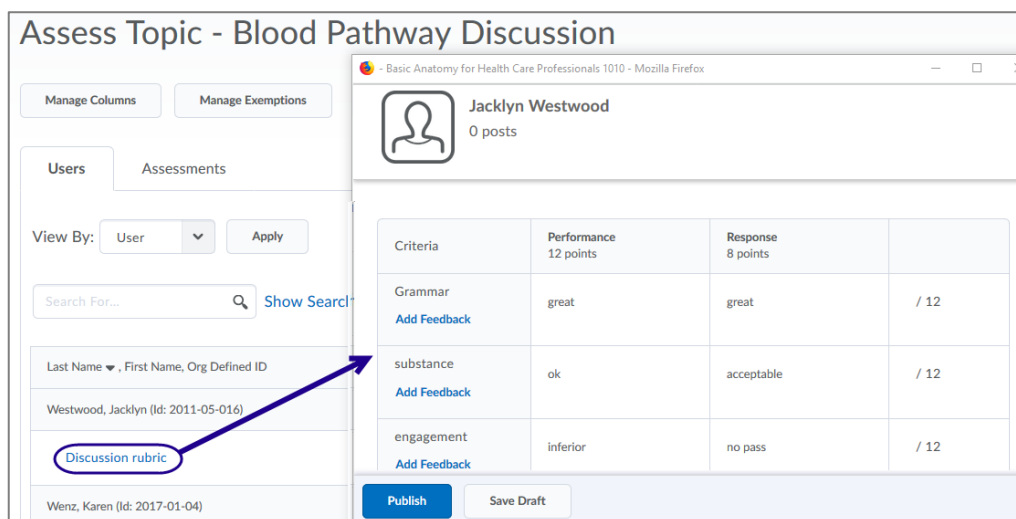


Figure: The updated Rubric grading experience (when feature turned ON) when a discussion is not associated with a grade item



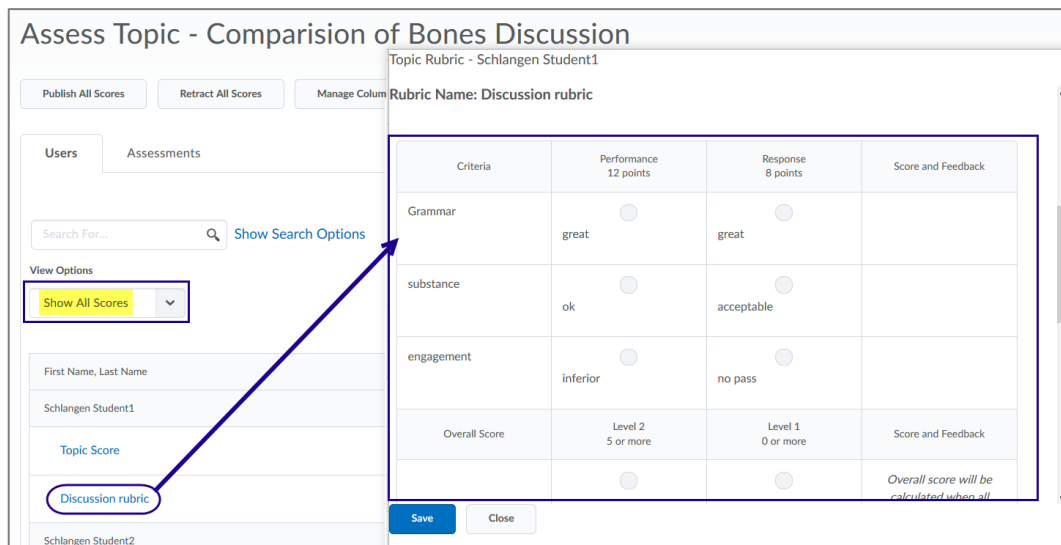


Figure: Upon clicking on a rubric, the old Rubric design when a discussion is associated with a grade item

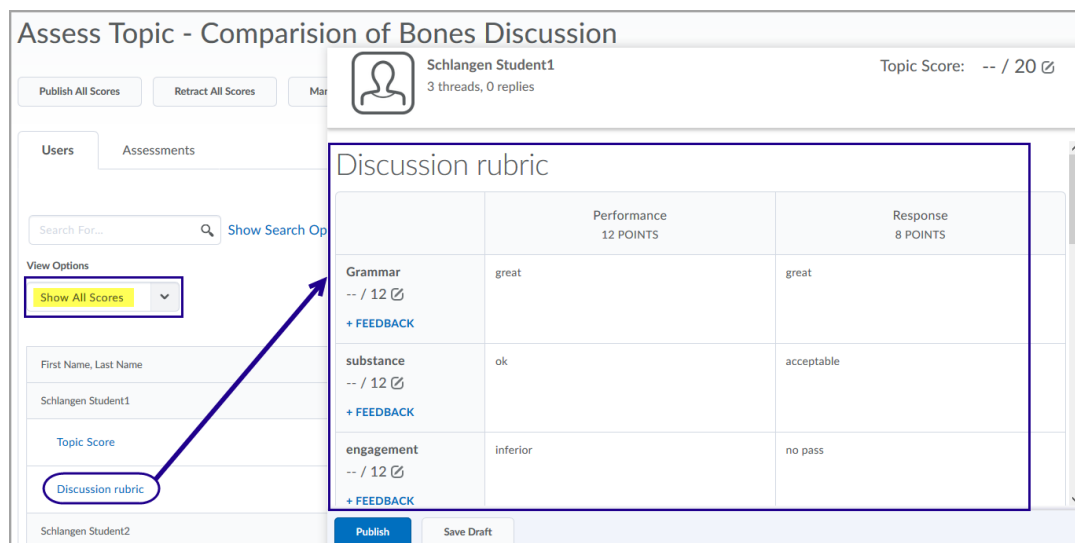



Figure: Upon clicking on a rubric, the revised Rubric design when a discussion is associated with a grade item



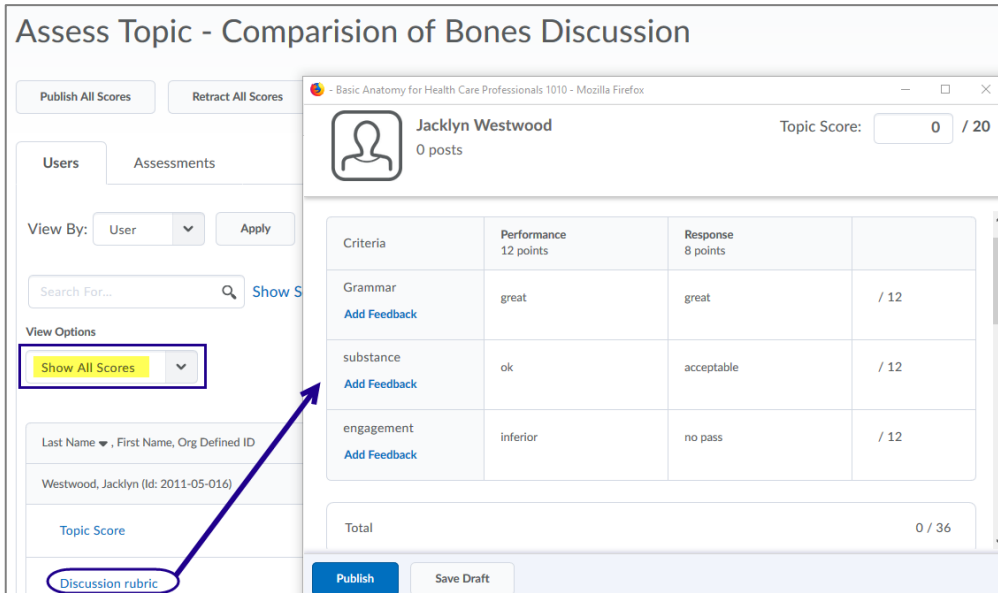
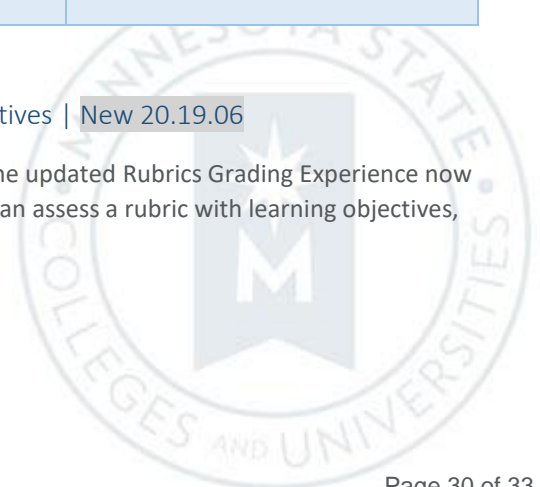


Figure: Upon clicking on a rubric, the updated Rubric grading experience (when feature turned ON) displays when a discussion is associated with a grade item

Impact of Change	Technical Details	Next Steps
<p><b>Moderate impact to instructors due to a tool change.</b></p>	<p><b>Availability:</b> This feature is available to all D2L Brightspace sites.</p> <p><b>To enable:</b> The full functionality is available for Rubrics users when using the updated Rubric grading experience. No further action is required.</p> <p><b>User Resources:</b> For more information to share with users, visit the <a href="#">Assess and Grade Learners – Instructor Guide</a> (print-based resources) or the <a href="#">Assess users in discussion threads</a> topic (online resource).</p>	<p>Note: If an instructor clicks the name of a rubric, only that rubric shows up on the assessment screen with the rest of the details.</p> <p>Please contact your Campus Site Admin or Campus Trainer to inquire about the updated Rubric grading experience.</p>

Rubrics – Updated grading experience for rubrics with learning objectives | **New 20.19.06**

When an instructor assesses a rubric with associated learning objectives, the updated Rubrics Grading Experience now displays. This new experience displays in all locations where an instructor can assess a rubric with learning objectives, i.e. Competencies, Assignments, Discussions, and Grade Items.



Note: Same as the current behavior, you can view the list of associated learning objectives below the rubric. The pyramid learning objective symbol appears on rows to indicate which criteria the learning objective is aligned to, or with the overall score, if it is aligned to the overall score.

Edit Topic - Select a Topic ▾

Properties Restrictions Assessment **Objectives**

Objectives

Associate Learning Objectives

▲ Leading the self ▾

Assessment Method ▾

6. Competencies Rubric - Score on Criteria: Values - Students will identify and utilize leadership values as members of campus and community organizations.

Performance Required

Developing - Level 2

Save and Close Save and New

Figure: A discussion topic associated with a learning objective assessed with a rubric



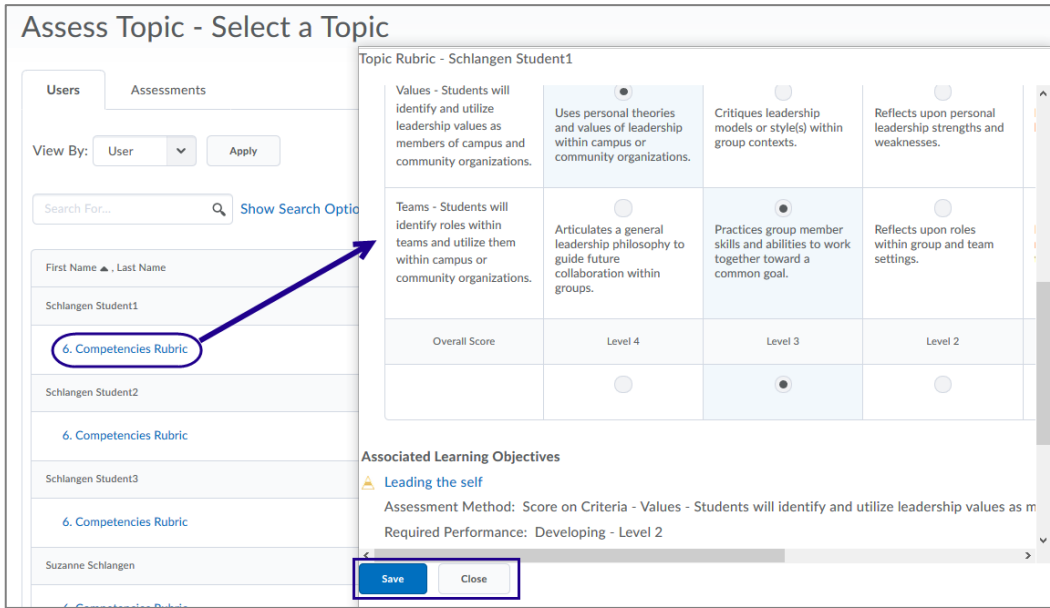


Figure: Previously, the old Rubric design with an associated learning objective

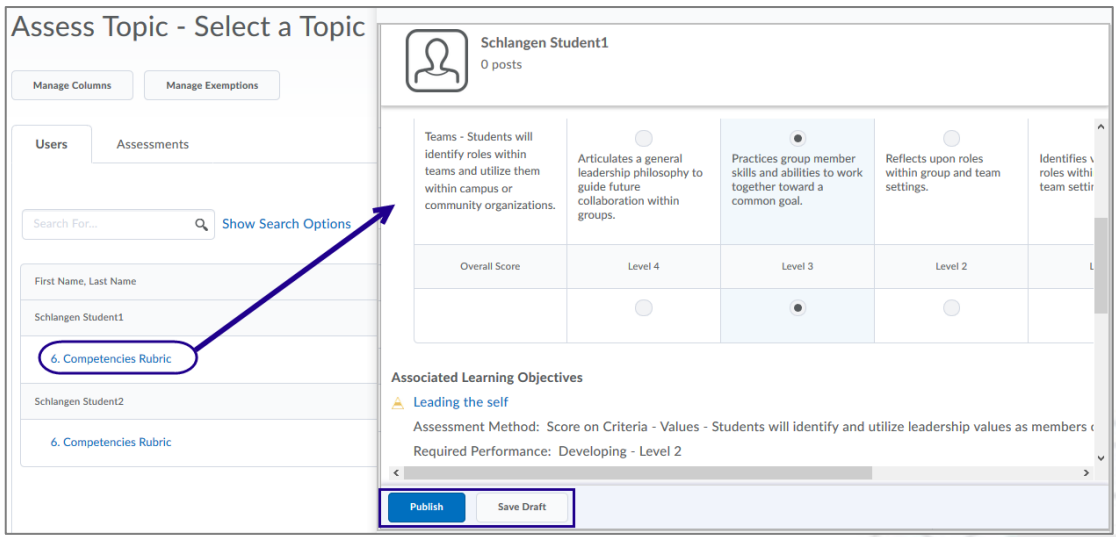
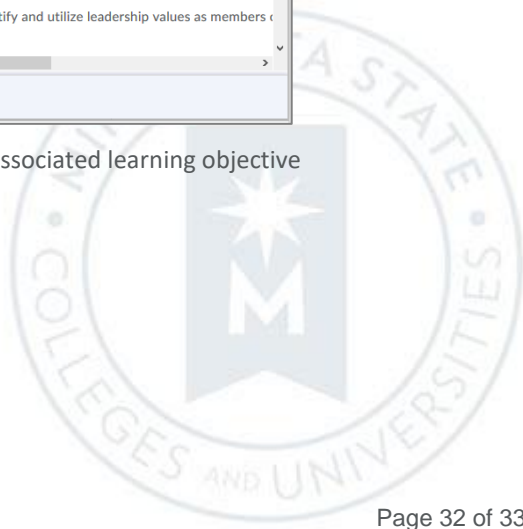


Figure: The revised Rubric design (Publish and Save Draft buttons) with an associated learning objective





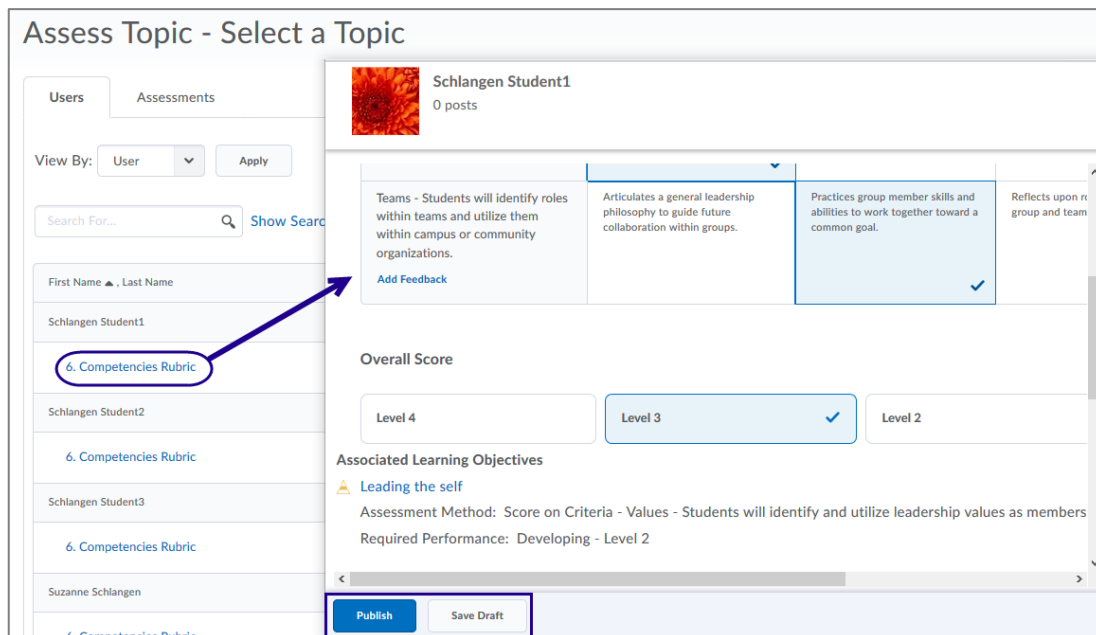


Figure: Now, the updated Rubrics grading experience (when feature turned ON) displays for a rubric with an associated learning objective

Impact of Change	Technical Details	Next Steps
<p><b>Moderate impact to instructors due to a tool and workflow change.</b></p>	<p><b>Availability:</b> This feature is available to all D2L Brightspace sites.</p> <p><b>To enable:</b> The functionality is available for Rubrics and Competencies users. No further action is required.</p> <p><b>User Resources:</b> For more information to share with users, visit the <a href="#">Assess and Grade Learners – Instructor Guide</a> (print-based resources) or the <a href="#">Add an assessment to a discussion topic with a learning objective</a> topic (online resource).</p>	<p>Please contact your Campus Site Admin or Campus Trainer to inquire about the updated Rubric grading experience.</p>

