

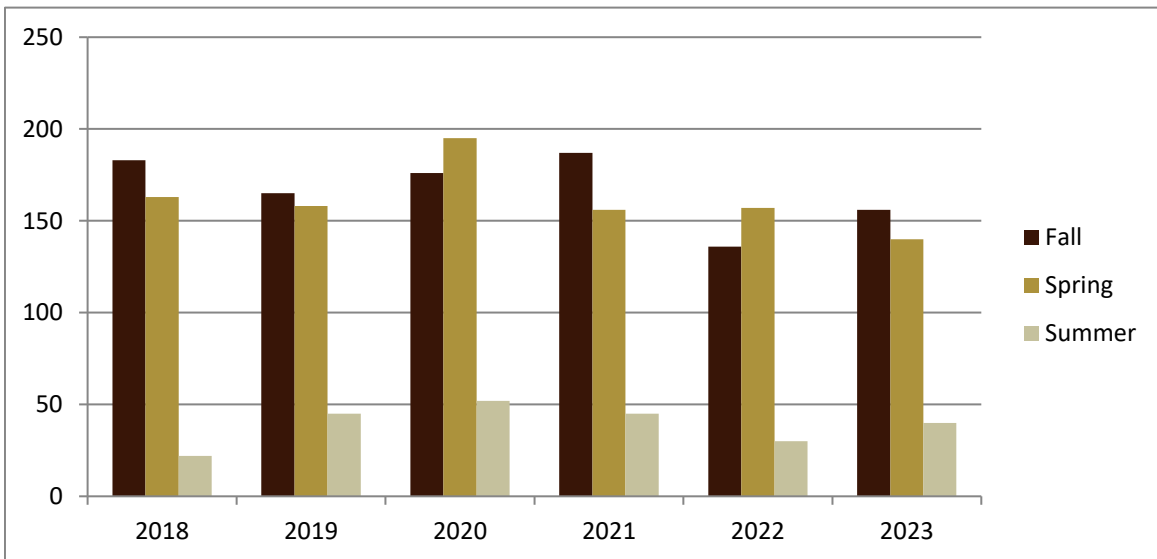
SMSU Accounting Program

Course Data

Academic Years 2018 to 2023



Enrolled by Term						
	2018	2019	2020	2021	2022	2023
Fall	183	165	176	187	136	156
Spring	163	158	195	156	157	140
Summer	22	45	52	45	30	40
Grand Total	368	368	423	388	323	336



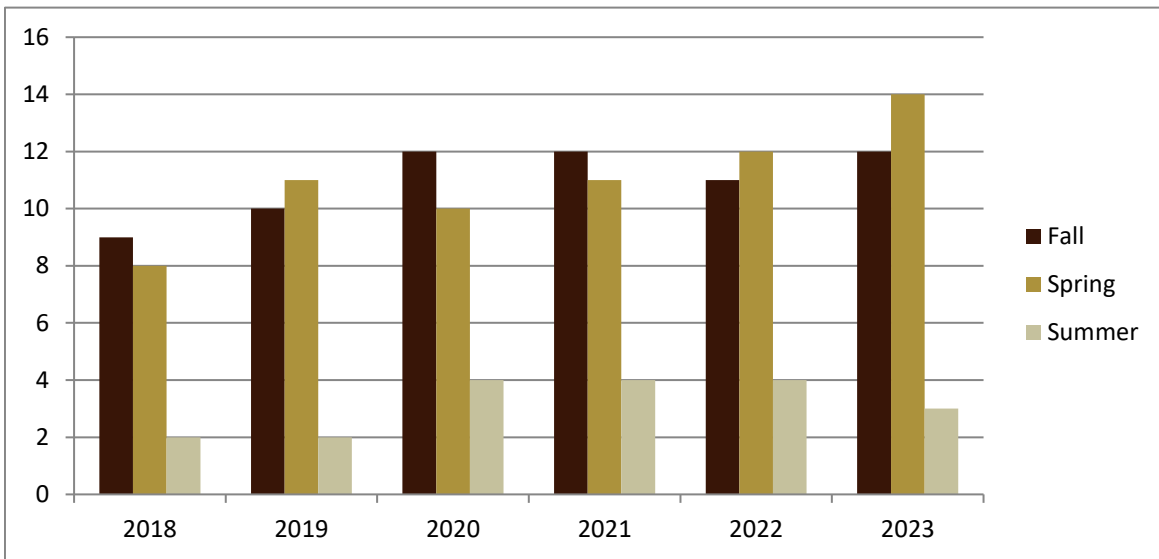
SMSU Accounting Program

Course Data

Academic Years 2018 to 2023



Courses by Term						
	2018	2019	2020	2021	2022	2023
Fall	9	10	12	12	11	12
Spring	8	11	10	11	12	14
Summer	2	2	4	4	4	3
Grand Total	19	23	26	27	27	29



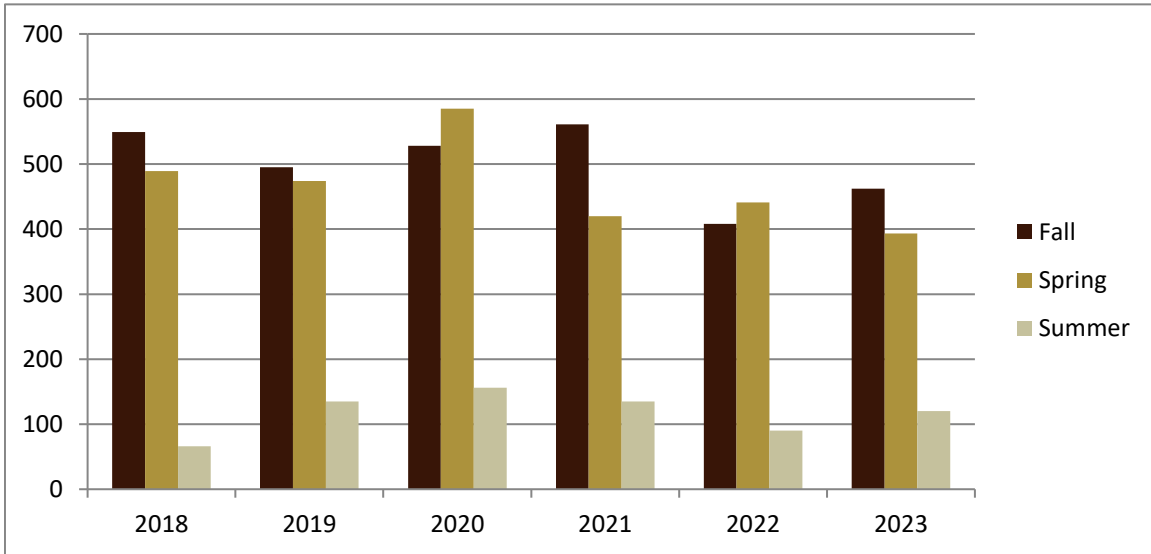
SMSU Accounting Program

Course Data

Academic Years 2018 to 2023



Credit Hours by Term						
	2018	2019	2020	2021	2022	2023
Fall	549	495	528	561	408	462
Spring	489	474	585	420	441	393
Summer	66	135	156	135	90	120
Grand Total	1,104	1,104	1,269	1,116	939	975



SMSU Accounting Program

Course Data

Academic Years 2018 to 2023



Credit Hours by Level						
	2018	2019	2020	2021	2022	2023
2-Lower 2	648	654	624	534	507	492
3-Upper 3	351	267	468	324	306	240
4-Upper 4	105	183	177	258	126	243
Grand Total	1,104	1,104	1,269	1,116	939	975

