

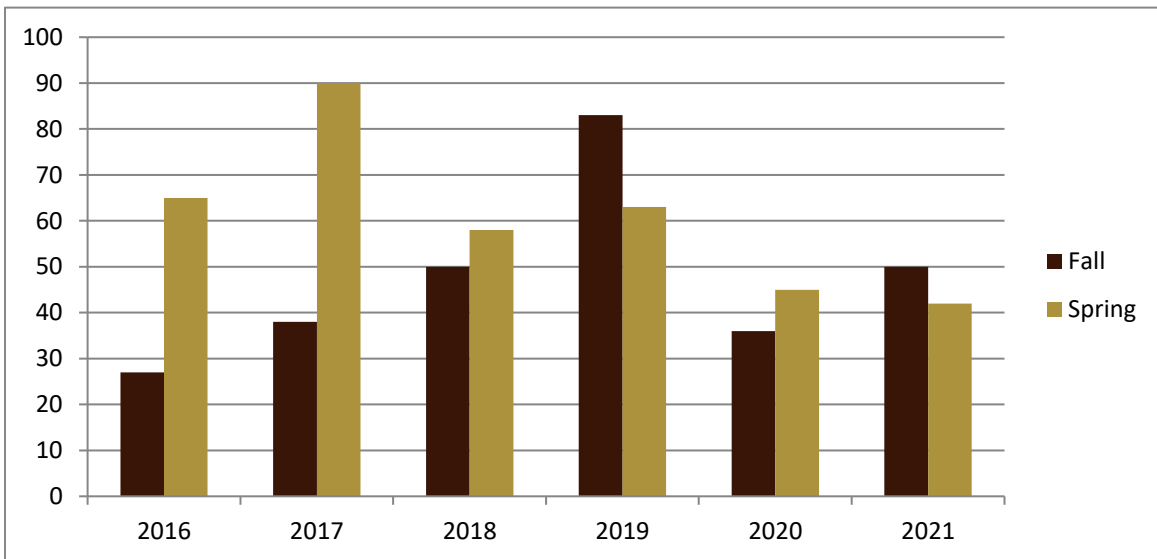
SMSU Agribusiness Management Program

Course Data

Academic Years 2016 to 2021



Enrolled by Term						
	2016	2017	2018	2019	2020	2021
Fall	27	38	50	83	36	50
Spring	65	90	58	63	45	42
Grand Total	92	128	108	146	81	92



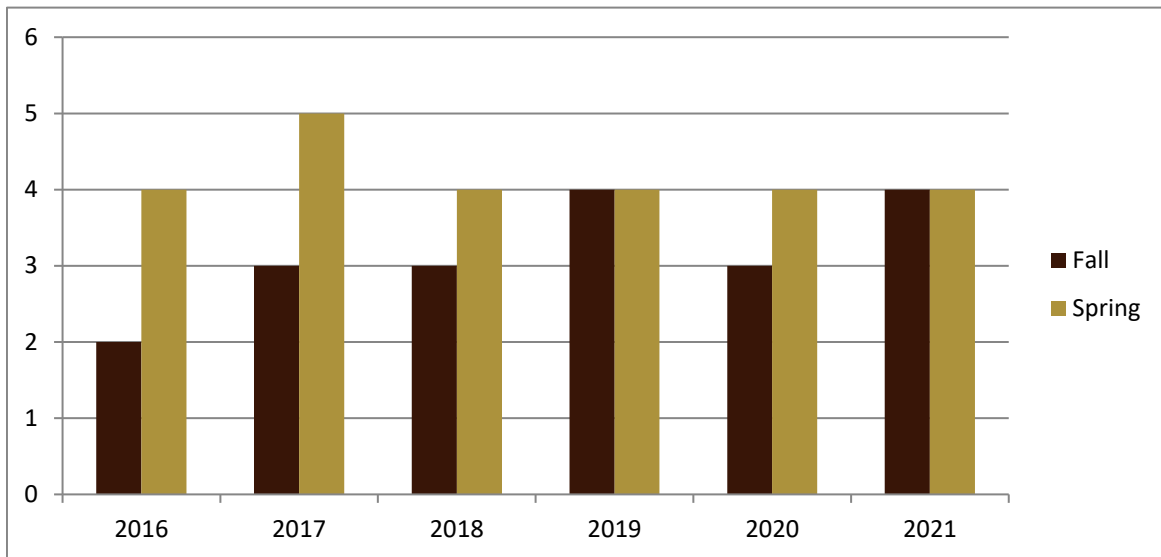
SMSU Agribusiness Management Program

Course Data

Academic Years 2016 to 2021



Courses by Term						
	2016	2017	2018	2019	2020	2021
Fall	2	3	3	4	3	4
Spring	4	5	4	4	4	4
Grand Total	6	8	7	8	7	8



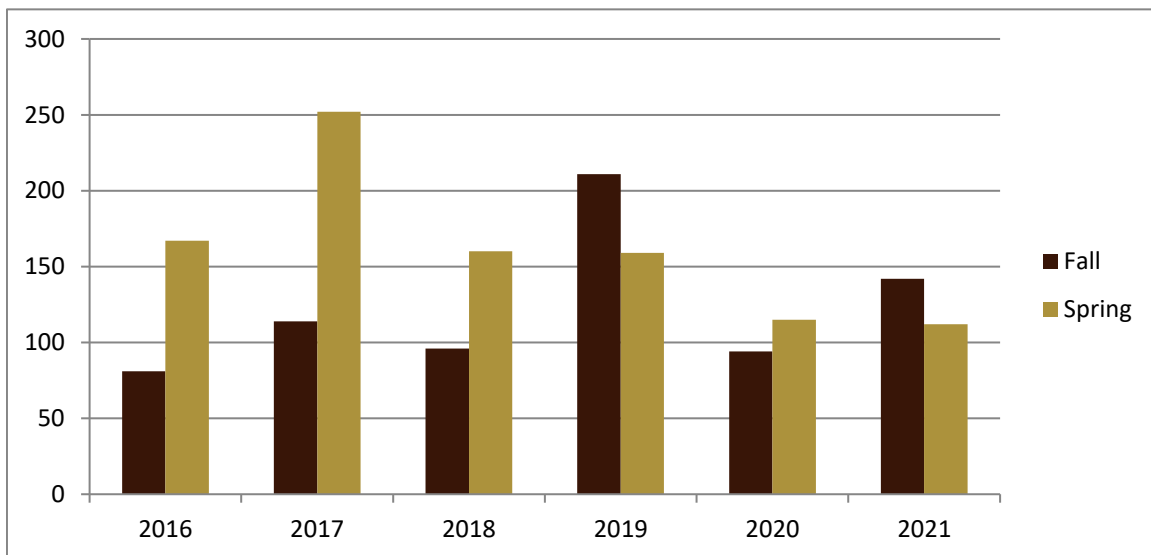
SMSU Agribusiness Management Program

Course Data

Academic Years 2016 to 2021



Credit Hours by Term						
	2016	2017	2018	2019	2020	2021
Fall	81	114	96	211	94	142
Spring	167	252	160	159	115	112
Grand Total	248	366	256	370	209	254



SMSU Agribusiness Management Program

Course Data

Academic Years 2016 to 2021



Credit Hours by Level						
	2016	2017	2018	2019	2020	2021
1-Lower 1	14		27	19	7	4
3-Upper 3	120	243	108	147	117	114
4-Upper 4	114	123	121	204	85	136
Grand Total	248	366	256	370	209	254

