

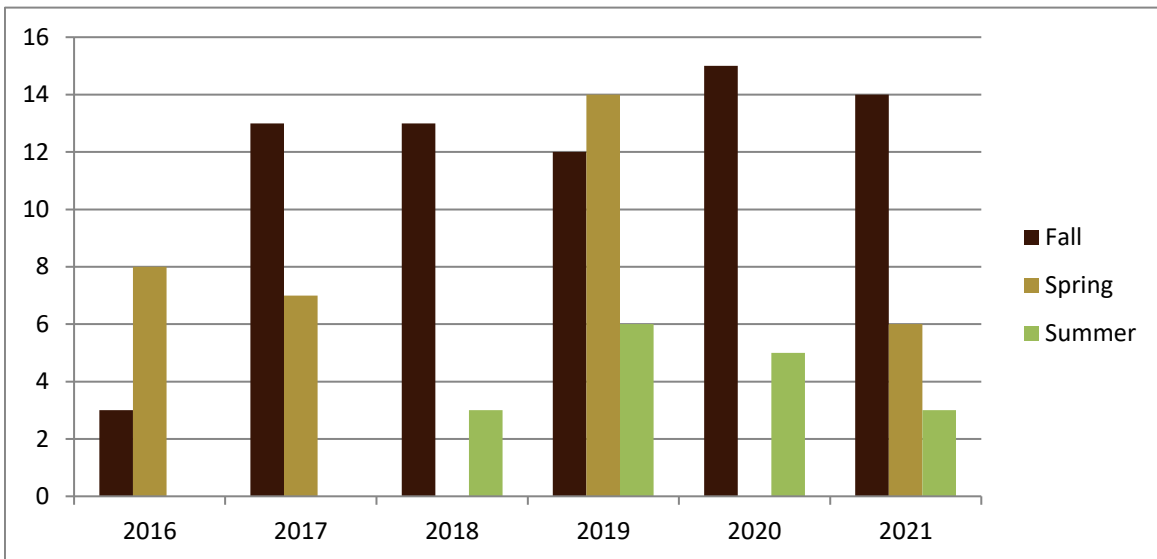
SMSU Agricultural Education Program

Course Data

Academic Years 2016 to 2021



| Enrolled by Term | | | | | | |
|--------------------|-----------|-----------|-----------|-----------|-----------|-----------|
| | 2016 | 2017 | 2018 | 2019 | 2020 | 2021 |
| Fall | 3 | 13 | 13 | 12 | 15 | 14 |
| Spring | 8 | 7 | | 14 | | 6 |
| Summer | | | 3 | 6 | 5 | 3 |
| Grand Total | 11 | 20 | 16 | 32 | 20 | 23 |



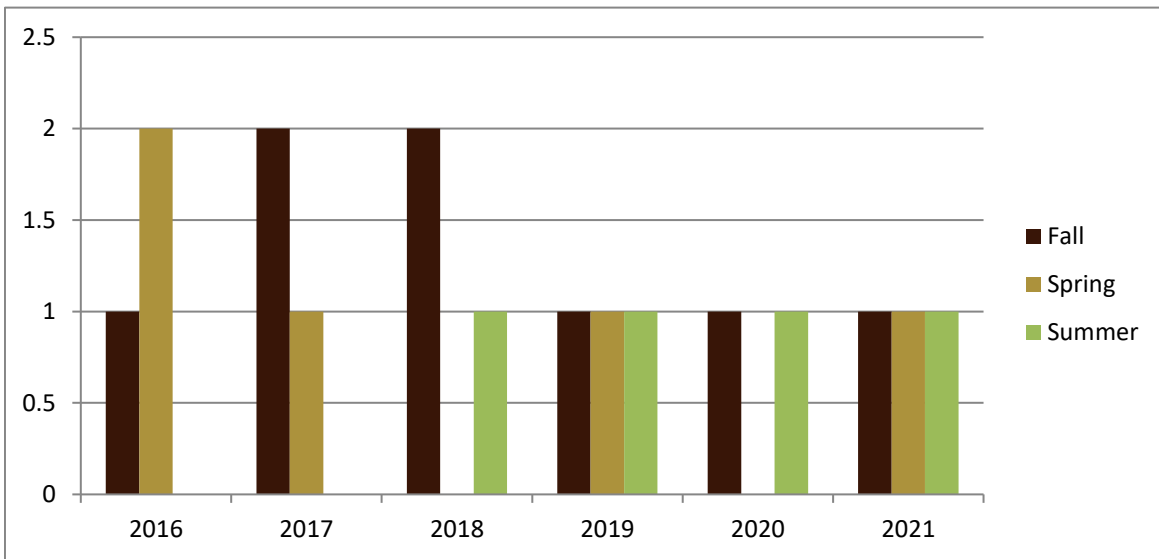
SMSU Agricultural Education Program

Course Data

Academic Years 2016 to 2021



| Courses by Term | | | | | | |
|--------------------|----------|----------|----------|----------|----------|----------|
| | 2016 | 2017 | 2018 | 2019 | 2020 | 2021 |
| Fall | 1 | 2 | 2 | 1 | 1 | 1 |
| Spring | 2 | 1 | | 1 | | 1 |
| Summer | | | 1 | 1 | 1 | 1 |
| Grand Total | 3 | 3 | 3 | 3 | 2 | 3 |



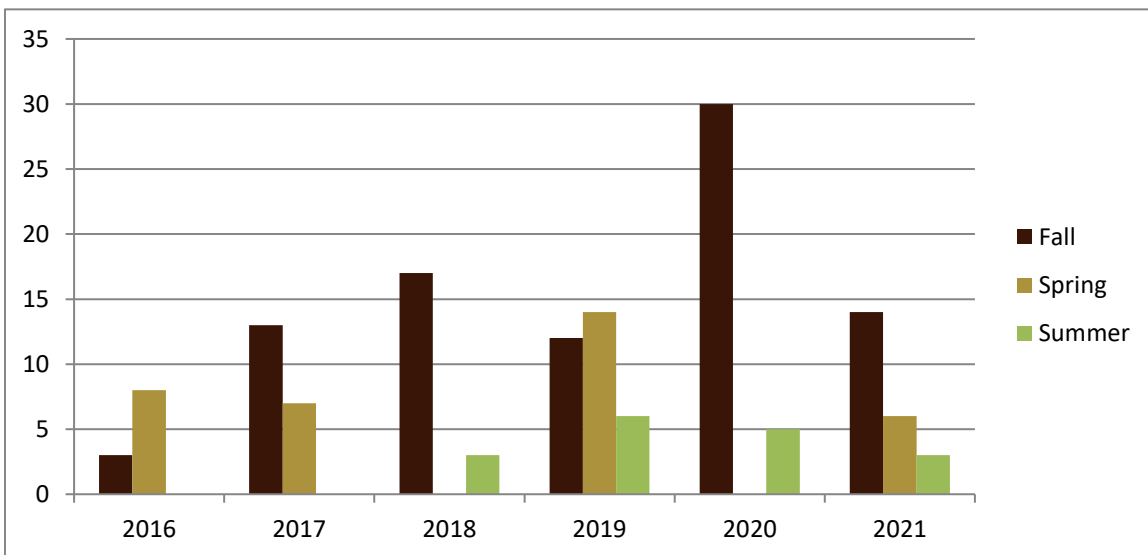
SMSU Agricultural Education Program

Course Data

Academic Years 2016 to 2021



| Credit Hours by Term | | | | | | |
|----------------------|-----------|-----------|-----------|-----------|-----------|-----------|
| | 2016 | 2017 | 2018 | 2019 | 2020 | 2021 |
| Fall | 3 | 13 | 17 | 12 | 30 | 14 |
| Spring | 8 | 7 | | 14 | | 6 |
| Summer | | | 3 | 6 | 5 | 3 |
| Grand Total | 11 | 20 | 20 | 32 | 35 | 23 |



SMSU Agricultural Education Program

Course Data

Academic Years 2016 to 2021



| Credit Hours by Level | | | | | | |
|-----------------------|-----------|-----------|-----------|-----------|-----------|-----------|
| | 2016 | 2017 | 2018 | 2019 | 2020 | 2021 |
| 2-Lower 2 | 8 | 7 | 9 | 12 | | 14 |
| 3-Upper 3 | 3 | 13 | 3 | 20 | 5 | 9 |
| 4-Upper 4 | | | 8 | | 30 | |
| Grand Total | 11 | 20 | 20 | 32 | 35 | 23 |

