

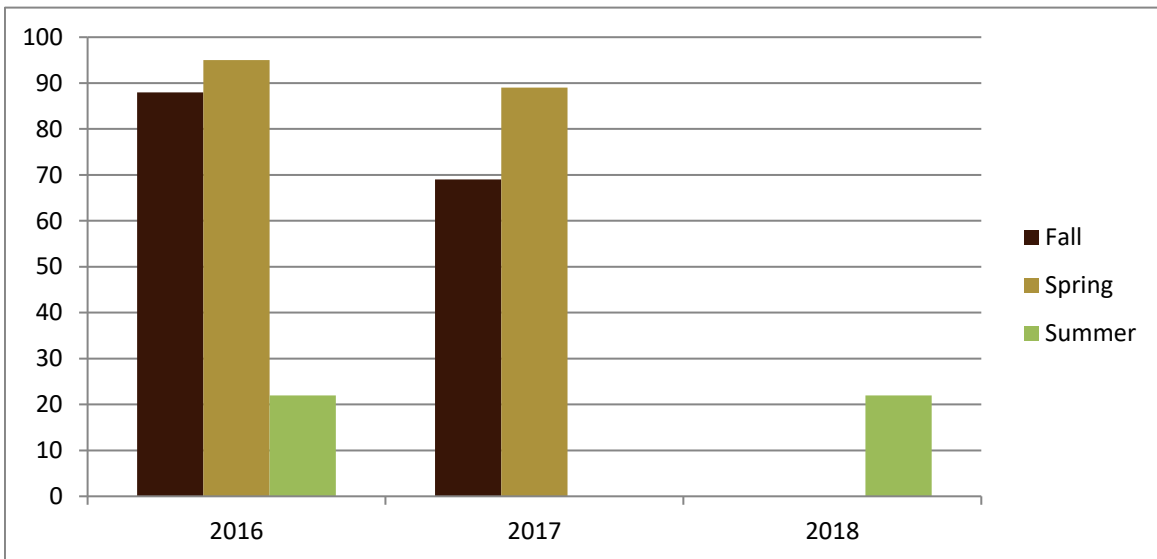
SMSU Business Administration Program

Course Data

Academic Years 2016 to 2021



Enrolled by Term			
	2016	2017	2018
Fall	88	69	
Spring	95	89	
Summer	22		22
Grand Total	205	158	22



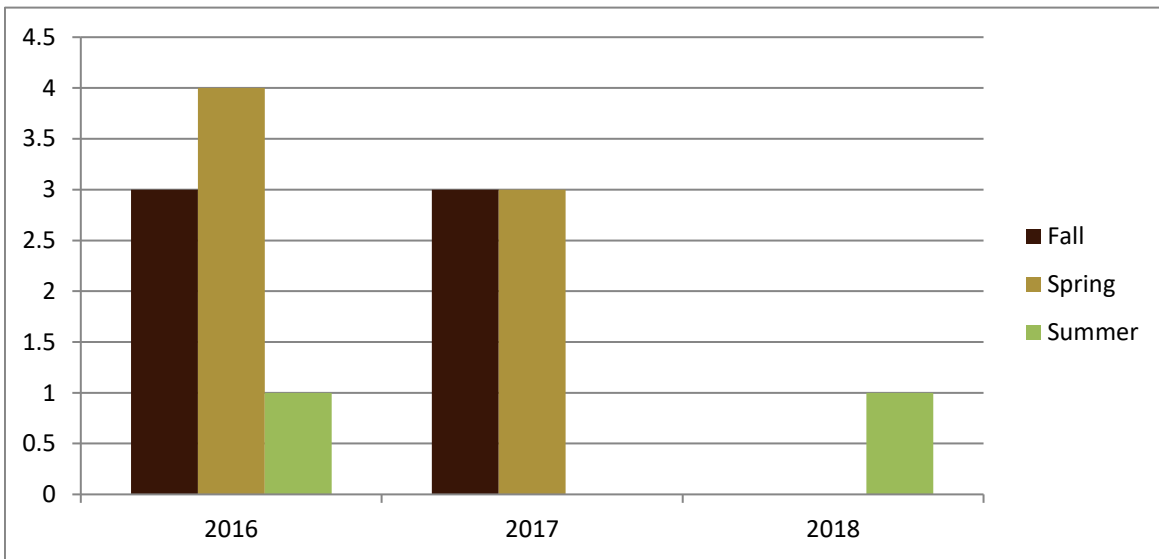
SMSU Business Administration Program

Course Data

Academic Years 2016 to 2021



Courses by Term	2016	2017	2018
Fall	3	3	
Spring	4	3	
Summer	1		1
Grand Total	8	6	1



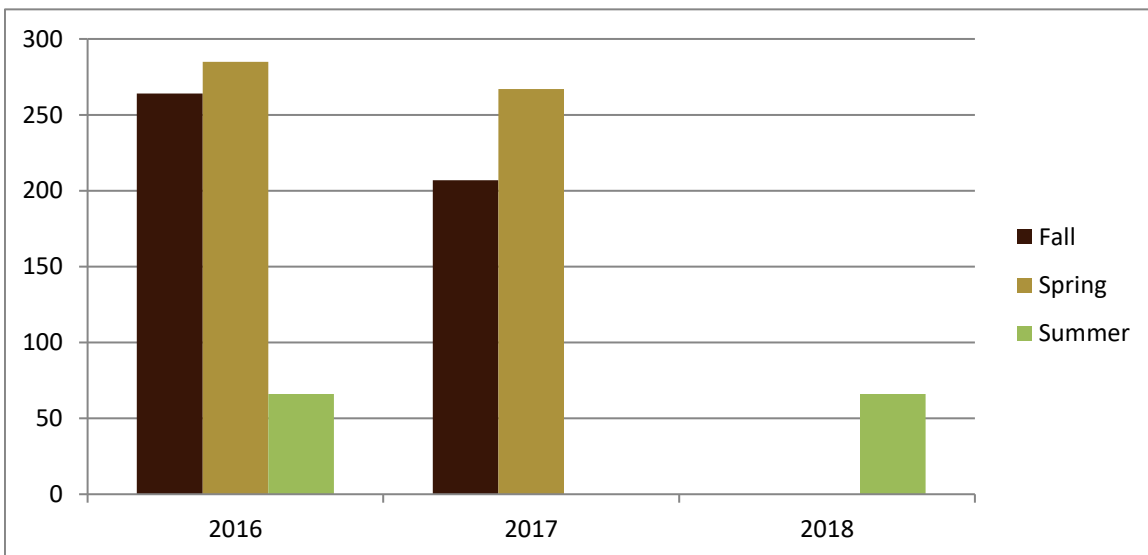
SMSU Business Administration Program

Course Data

Academic Years 2016 to 2021



Credit Hours by Term			
	2016	2017	2018
Fall	264	207	
Spring	285	267	
Summer	66		66
Grand Total	615	474	66



SMSU Business Administration Program

Course Data

Academic Years 2016 to 2021



Credit Hours by Level			
	2016	2017	2018
3-Upper 3	615	474	66
Grand Total	615	474	66

