

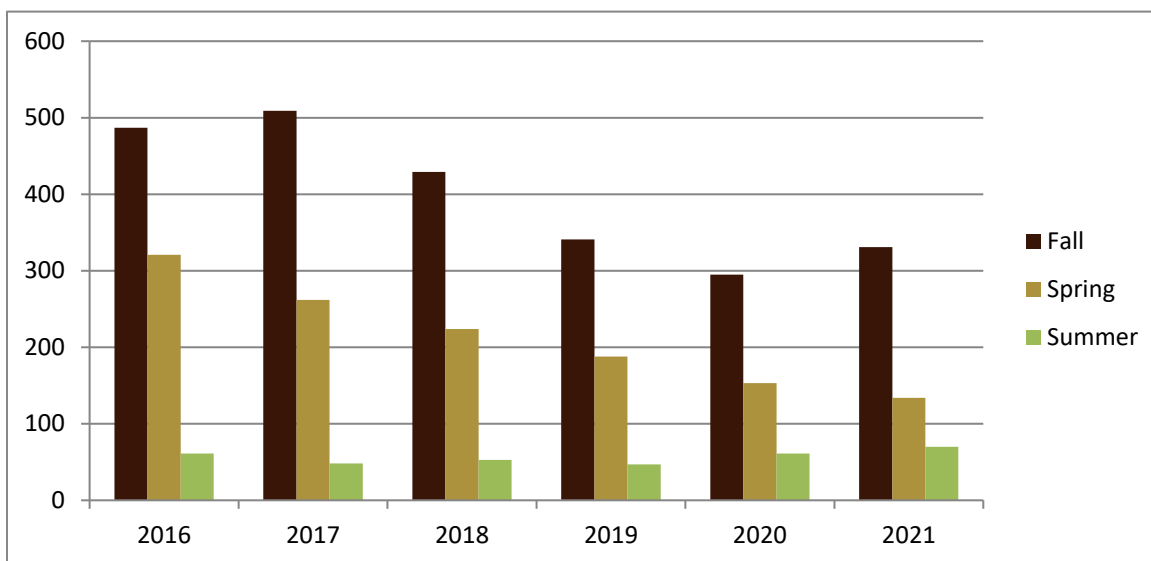
SMSU Chemistry Program

Course Data

Academic Years 2016 to 2021



Enrolled by Term						
	2016	2017	2018	2019	2020	2021
Fall	487	509	429	341	295	331
Spring	321	262	224	188	153	134
Summer	61	48	53	47	61	70
Grand Total	869	819	706	576	509	535



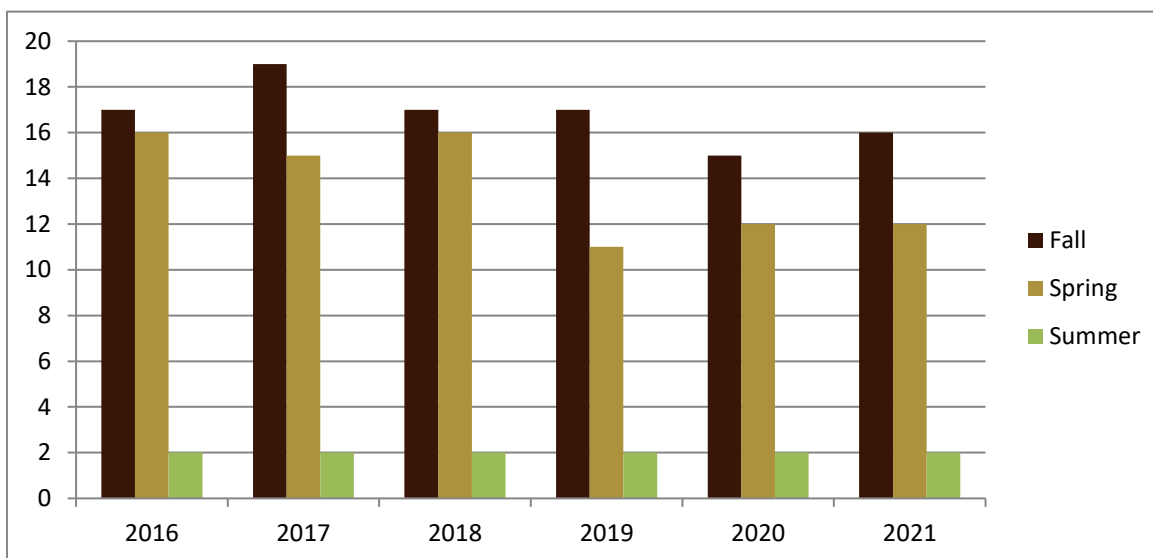
SMSU Chemistry Program

Course Data

Academic Years 2016 to 2021



Courses by Term						
	2016	2017	2018	2019	2020	2021
Fall	17	19	17	17	15	16
Spring	16	15	16	11	12	12
Summer	2	2	2	2	2	2
Grand Total	35	36	35	30	29	30



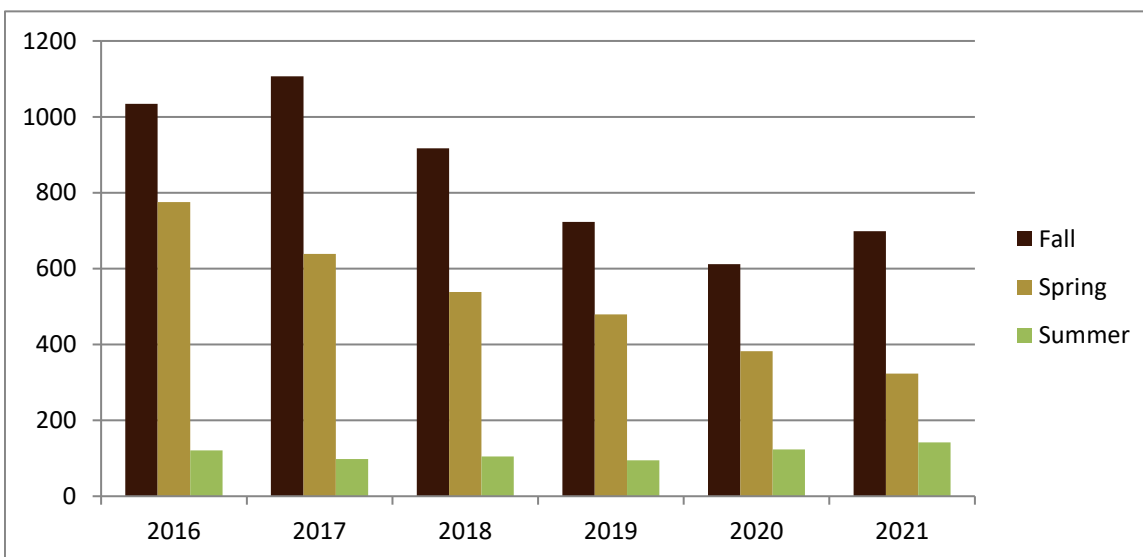
SMSU Chemistry Program

Course Data

Academic Years 2016 to 2021



Credit Hours by Term						
	2016	2017	2018	2019	2020	2021
Fall	1,034	1,107	917	723	612	699
Spring	775	639	538	479	382	323
Summer	121	98	105	95	123	142
Grand Total	1,930	1,844	1,560	1,297	1,117	1,164



SMSU Chemistry Program

Course Data

Academic Years 2016 to 2021



Credit Hours by Level						
	2016	2017	2018	2019	2020	2021
1-Lower 1	672	684	642	494	462	533
2-Lower 2	882	841	599	547	421	417
3-Upper 3	376	319	319	256	216	214
4-Upper 4					18	
Grand Total	1,930	1,844	1,560	1,297	1,117	1,164

