

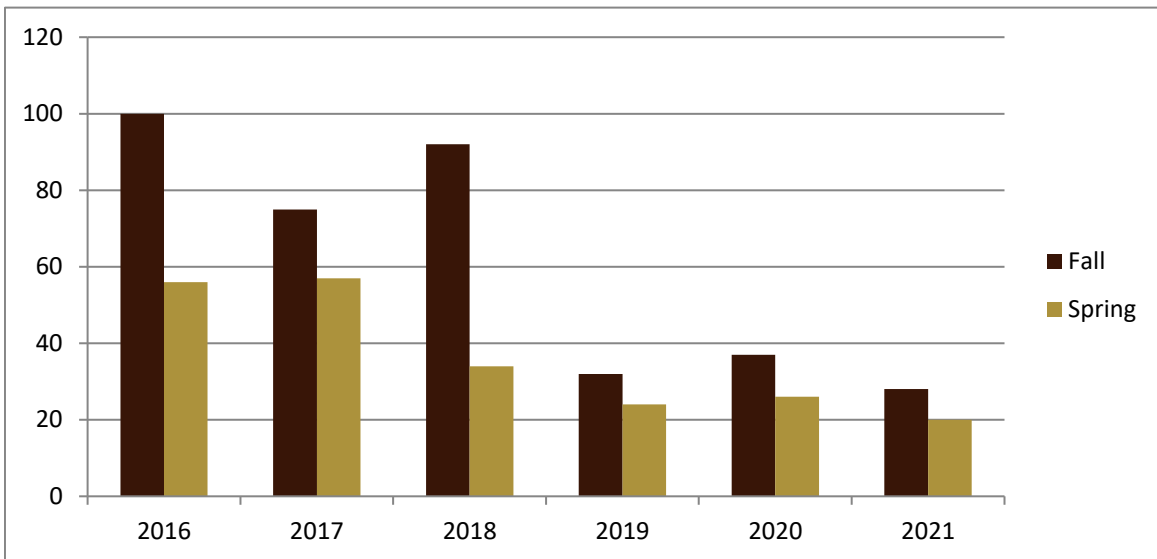
# SMSU Culinary Program

## Course Data

Academic Years 2016 to 2021



Enrolled by Term						
	2016	2017	2018	2019	2020	2021
Fall	100	75	92	32	37	28
Spring	56	57	34	24	26	20
<b>Grand Total</b>	<b>156</b>	<b>132</b>	<b>126</b>	<b>56</b>	<b>63</b>	<b>48</b>



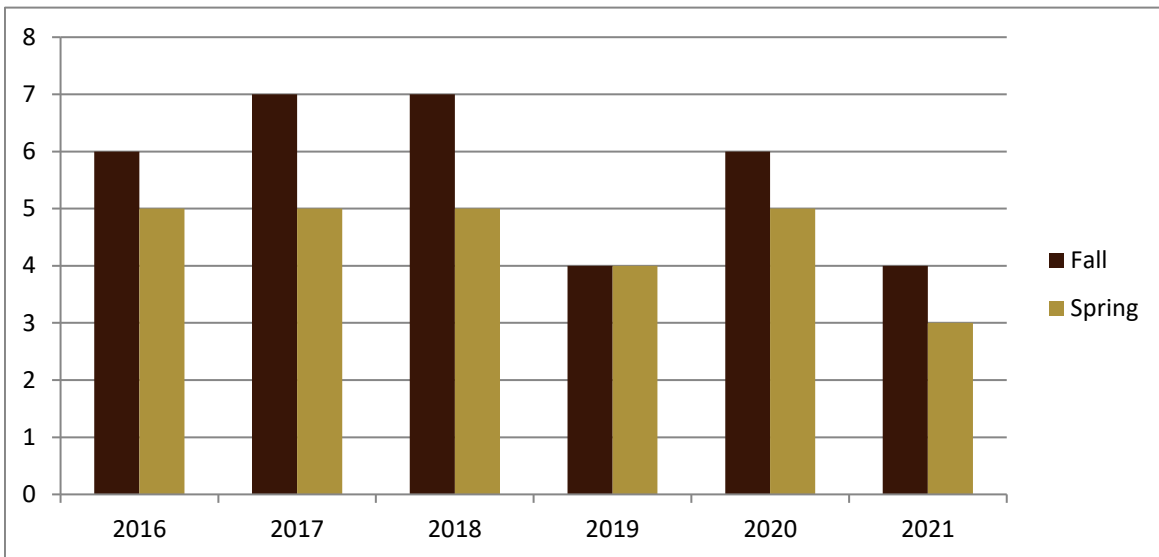
# SMSU Culinology Program

## Course Data

Academic Years 2016 to 2021



Courses by Term						
	2016	2017	2018	2019	2020	2021
Fall	6	7	7	4	6	4
Spring	5	5	5	4	5	3
<b>Grand Total</b>	<b>11</b>	<b>12</b>	<b>12</b>	<b>8</b>	<b>11</b>	<b>7</b>



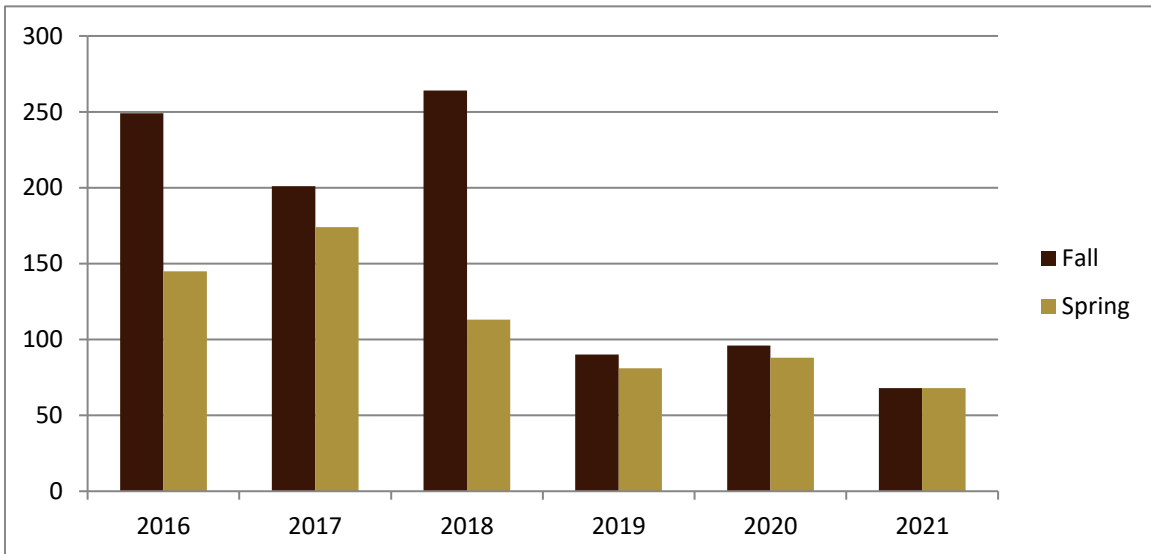
# SMSU Culinary Program

## Course Data

Academic Years 2016 to 2021



Credit Hours by Term						
	2016	2017	2018	2019	2020	2021
Fall	249	201	264	90	96	68
Spring	145	174	113	81	88	68
<b>Grand Total</b>	<b>394</b>	<b>375</b>	<b>377</b>	<b>171</b>	<b>184</b>	<b>136</b>



# SMSU Culinology Program

## Course Data

Academic Years 2016 to 2021



Credit Hours by Level						
	2016	2017	2018	2019	2020	2021
1-Lower 1	35	14	13	8	10	11
2-Lower 2	122	146	145	76	102	56
3-Upper 3	60	75	105	21	27	39
4-Upper 4	177	140	114	66	45	30
<b>Grand Total</b>	<b>394</b>	<b>375</b>	<b>377</b>	<b>171</b>	<b>184</b>	<b>136</b>

