

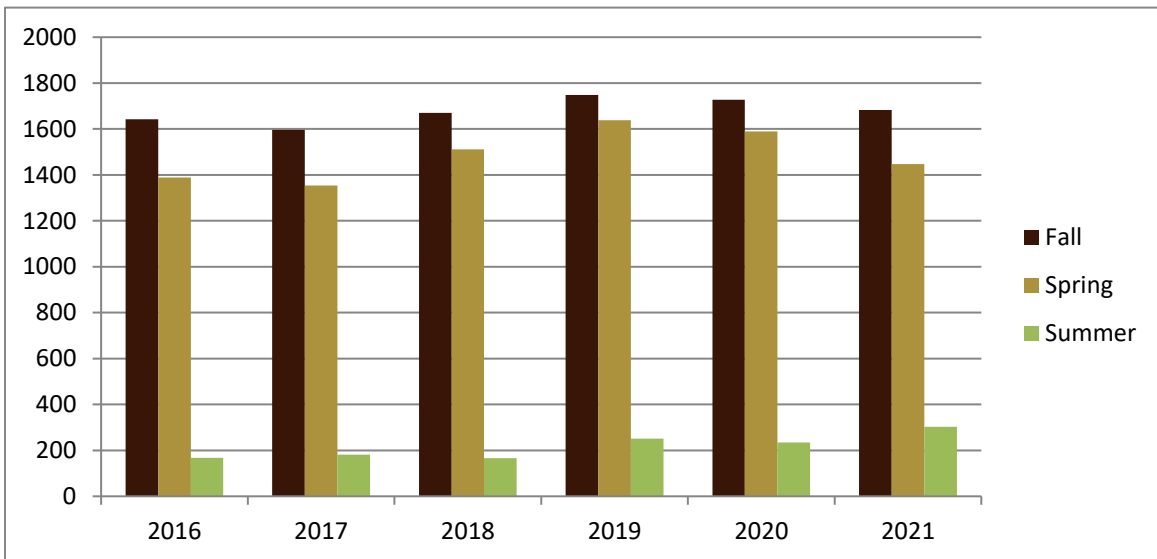
SMSU Education Program

Course Data

Academic Years 2016 to 2021



Enrolled by Term						
	2016	2017	2018	2019	2020	2021
Fall	1,642	1,597	1,671	1,748	1,727	1,683
Spring	1,389	1,354	1,511	1,638	1,589	1,447
Summer	167	181	166	251	235	303
Grand Total	3,198	3,132	3,348	3,637	3,551	3,433



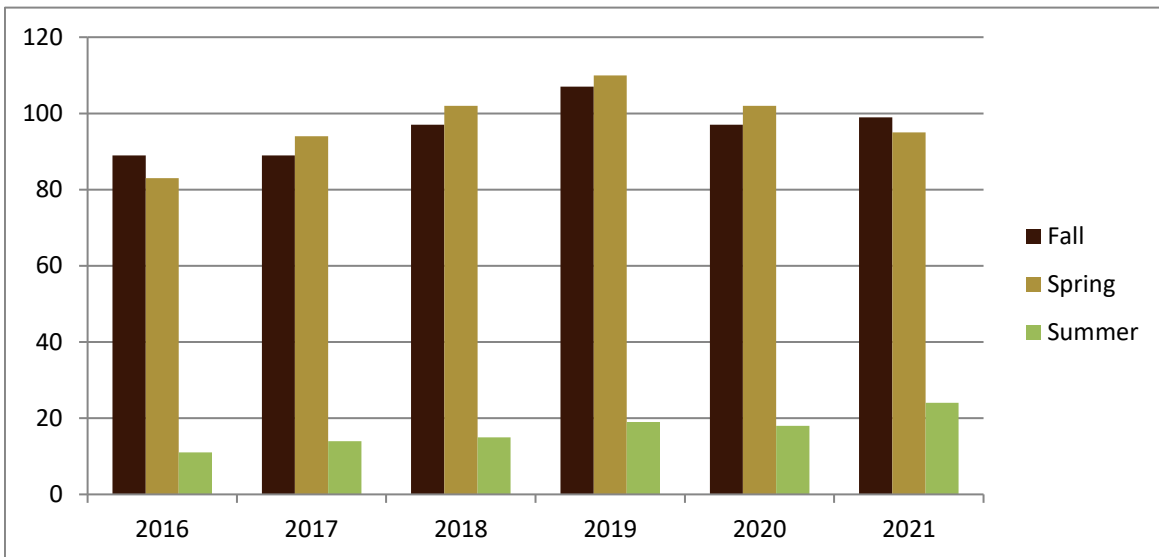
SMSU Education Program

Course Data

Academic Years 2016 to 2021



Courses by Term						
	2016	2017	2018	2019	2020	2021
Fall	89	89	97	107	97	99
Spring	83	94	102	110	102	95
Summer	11	14	15	19	18	24
Grand Total	183	197	214	236	217	218



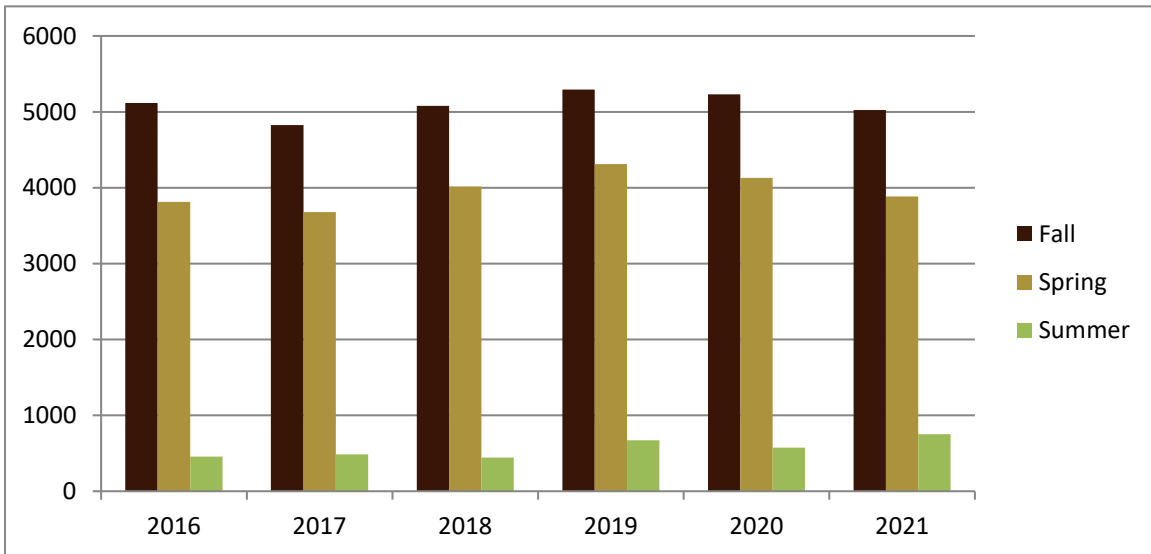
SMSU Education Program

Course Data

Academic Years 2016 to 2021



Credit Hours by Term						
	2016	2017	2018	2019	2020	2021
Fall	5,118	4,827	5,078	5,292	5,231	5,022
Spring	3,812	3,678	4,014	4,313	4,130	3,887
Summer	457	485	443	673	574	751
Grand Total	9,387	8,990	9,535	10,278	9,935	9,660



SMSU Education Program

Course Data

Academic Years 2016 to 2021



Credit Hours by Level						
	2016	2017	2018	2019	2020	2021
1-Lower 1	1,222	1,240	1,055	985	906	1,131
2-Lower 2	556	569	486	419	356	381
3-Upper 3	1,980	1,925	2,129	2,259	1,410	779
4-Upper 4	2,316	1,794	1,841	2,040	3,169	3,247
Grand Total	6,074	5,528	5,511	5,703	5,841	5,538

