

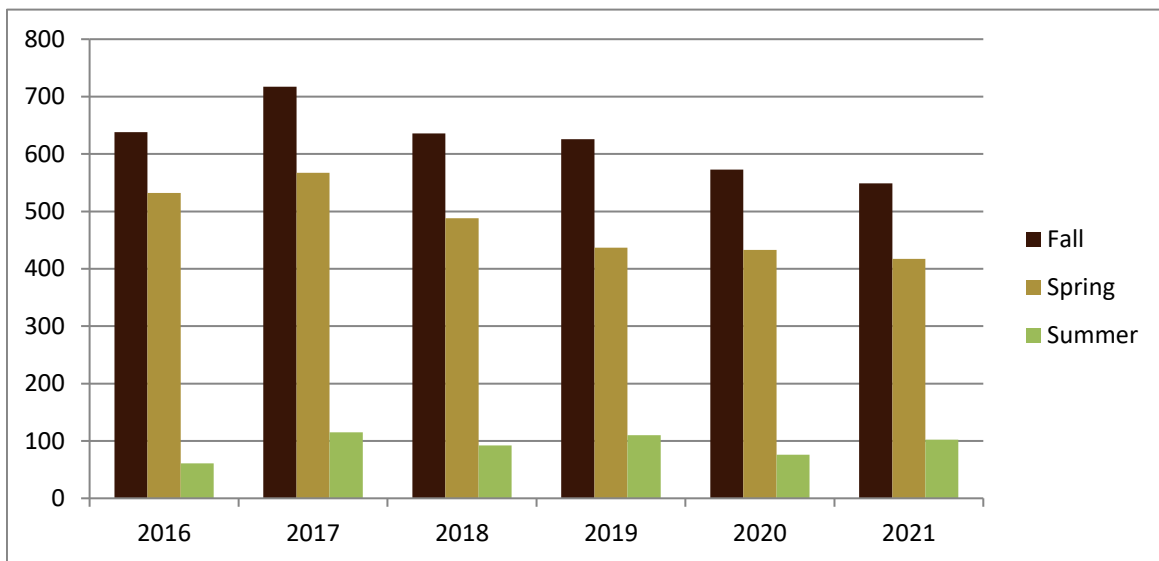
SMSU English American Language Program

Course Data

Academic Years 2016 to 2021



Enrolled by Term						
	2016	2017	2018	2019	2020	2021
Fall	638	717	636	626	573	549
Spring	532	567	488	437	433	417
Summer	61	115	92	110	76	102
Grand Total	1,231	1,399	1,216	1,173	1,082	1,068



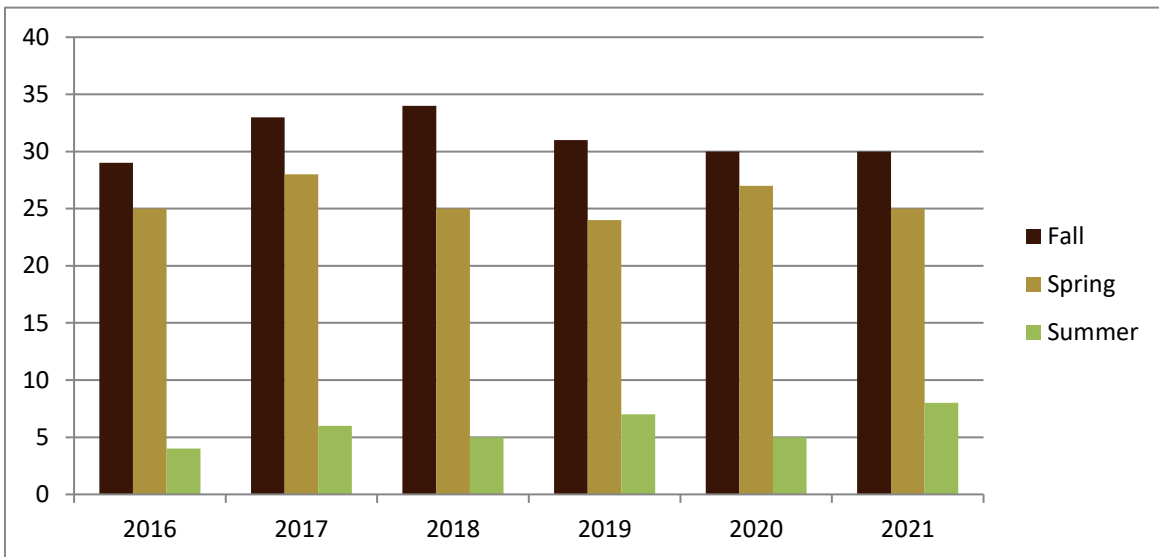
SMSU English American Language Program

Course Data

Academic Years 2016 to 2021



Courses by Term						
	2016	2017	2018	2019	2020	2021
Fall	29	33	34	31	30	30
Spring	25	28	25	24	27	25
Summer	4	6	5	7	5	8
Grand Total	58	67	64	62	62	63



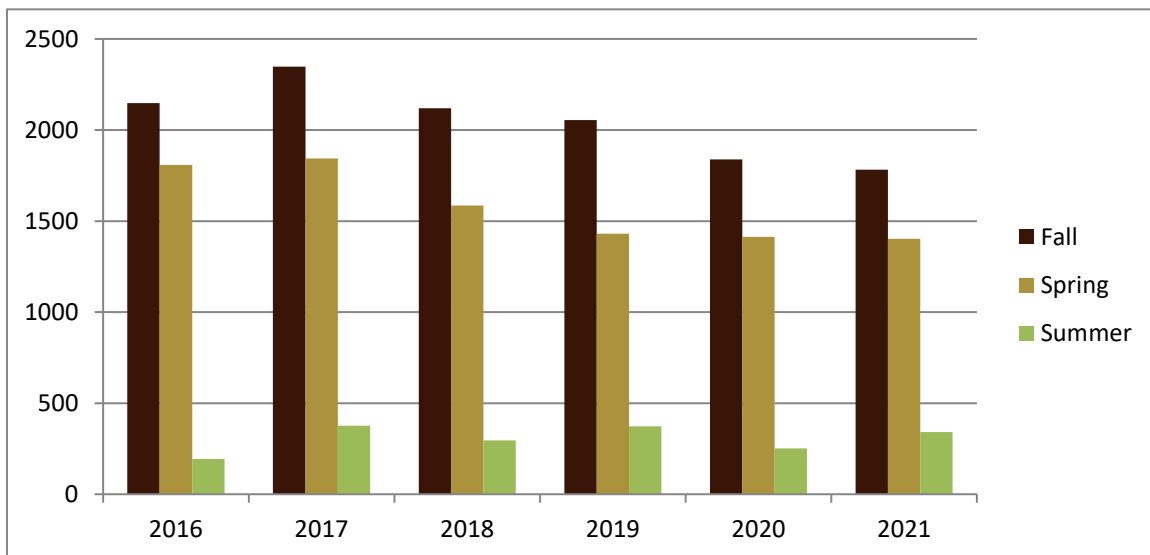
SMSU English American Language Program

Course Data

Academic Years 2016 to 2021



Credit Hours by Term						
	2016	2017	2018	2019	2020	2021
Fall	2,147	2,348	2,119	2,055	1,838	1,782
Spring	1,809	1,844	1,585	1,431	1,413	1,402
Summer	193	377	296	373	251	341
Grand Total	4,149	4,569	4,000	3,859	3,502	3,525



SMSU English American Language Program

Course Data

Academic Years 2016 to 2021



Credit Hours by Level						
	2016	2017	2018	2019	2020	2021
1-Lower 1	2,000	2,381	1,998	1,375	1,355	1,305
2-Lower 2	1,256	1,386	1,367	1,293	1,140	1,083
3-Upper 3	417	534	555	546	567	501
4-Upper 4	57	128	60	120	77	106
Grand Total	3,730	4,429	3,980	3,334	3,139	2,995

