

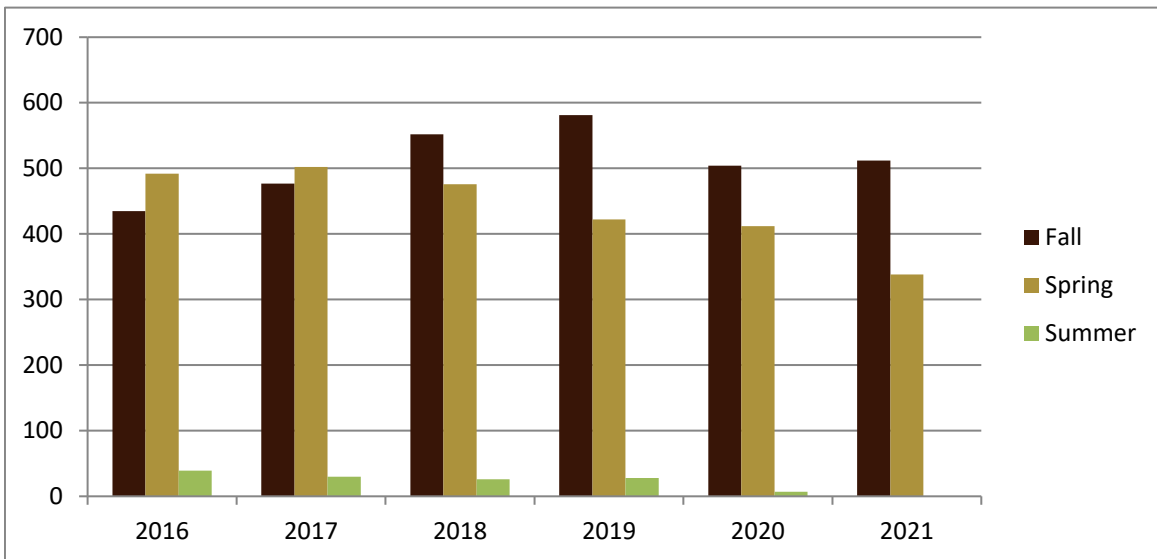
SMSU Exercise Science Program

Course Data

Academic Years 2016 to 2021



Enrolled by Term						
	2016	2017	2018	2019	2020	2021
Fall	435	477	552	581	504	512
Spring	492	502	476	422	412	338
Summer	39	30	26	28	7	
Grand Total	966	1,009	1,054	1,031	923	850



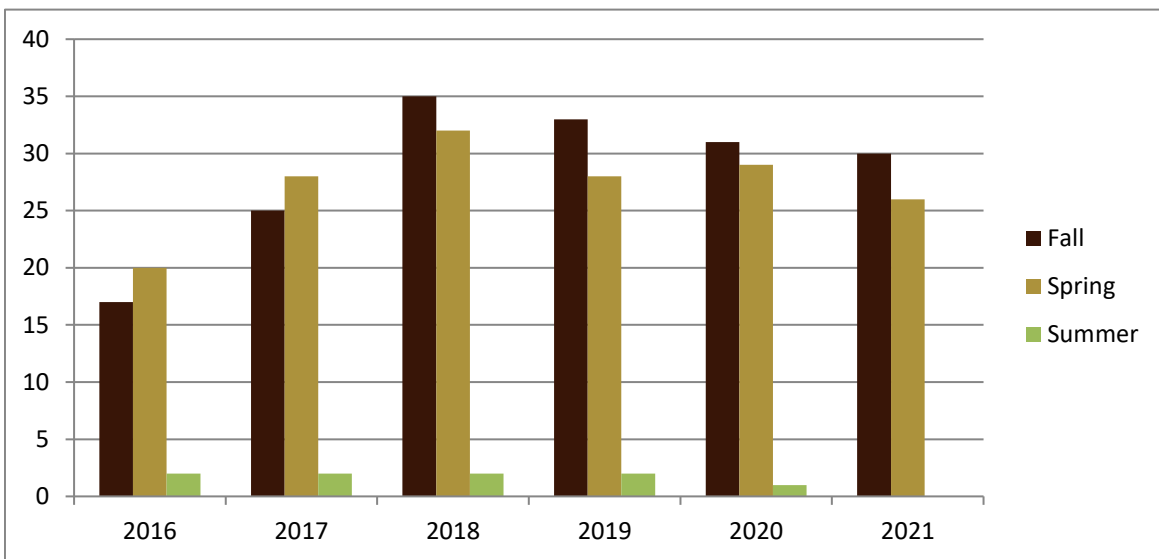
SMSU Exercise Science Program

Course Data

Academic Years 2016 to 2021



Courses by Term						
	2016	2017	2018	2019	2020	2021
Fall	17	25	35	33	31	30
Spring	20	28	32	28	29	26
Summer	2	2	2	2	1	
Grand Total	39	55	69	63	61	56



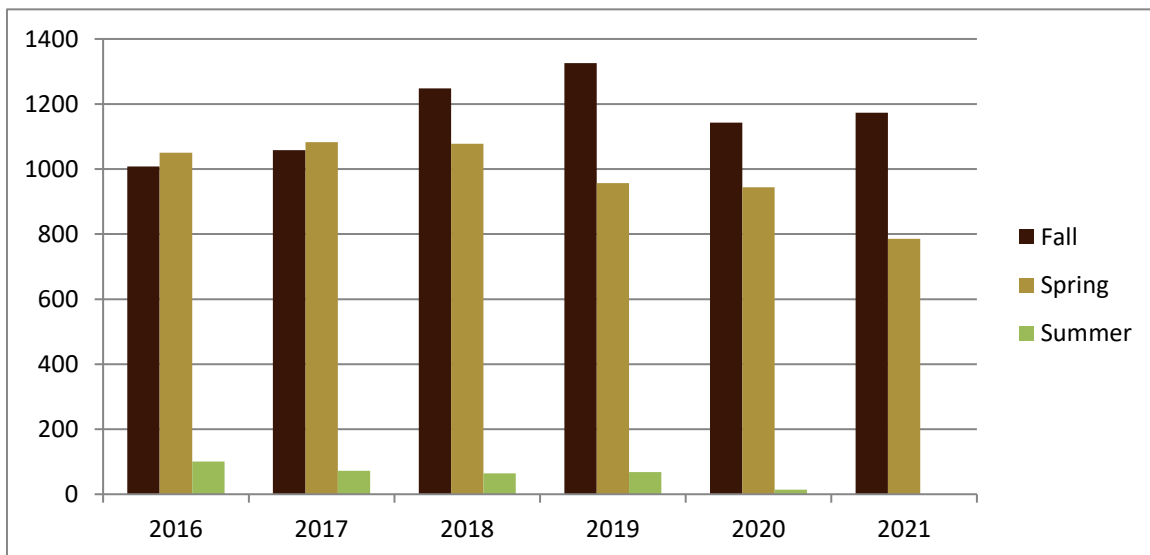
SMSU Exercise Science Program

Course Data

Academic Years 2016 to 2021



Credit Hours by Term						
	2016	2017	2018	2019	2020	2021
Fall	1,008	1,058	1,248	1,326	1,143	1,173
Spring	1,050	1,083	1,078	957	944	785
Summer	101	72	64	68	14	
Grand Total	2,159	2,213	2,390	2,351	2,101	1,958



SMSU Exercise Science Program

Course Data

Academic Years 2016 to 2021



Credit Hours by Level						
	2016	2017	2018	2019	2020	2021
1-Lower 1	594	562	539	527	461	406
2-Lower 2	394	330	296	311	51	96
3-Upper 3	706	771	870	750	738	855
4-Upper 4	465	550	685	763	851	601
Grand Total	2,159	2,213	2,390	2,351	2,101	1,958

