

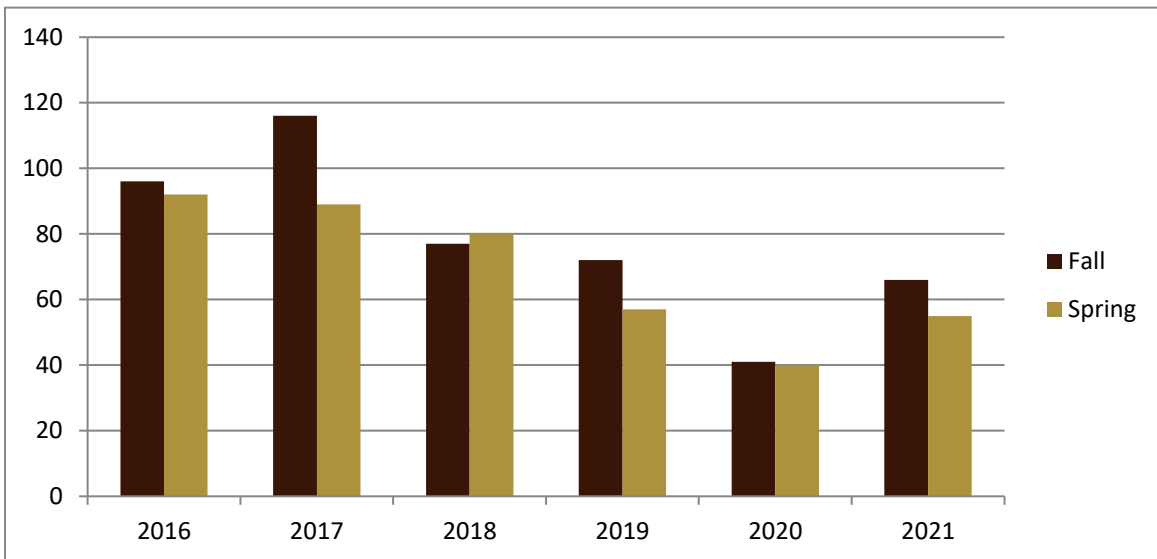
# SMSU Hospitality Program

## Course Data

Academic Years 2016 to 2021



Enrolled by Term						
	2016	2017	2018	2019	2020	2021
Fall	96	116	77	72	41	66
Spring	92	89	80	57	40	55
<b>Grand Total</b>	<b>188</b>	<b>205</b>	<b>157</b>	<b>129</b>	<b>81</b>	<b>121</b>



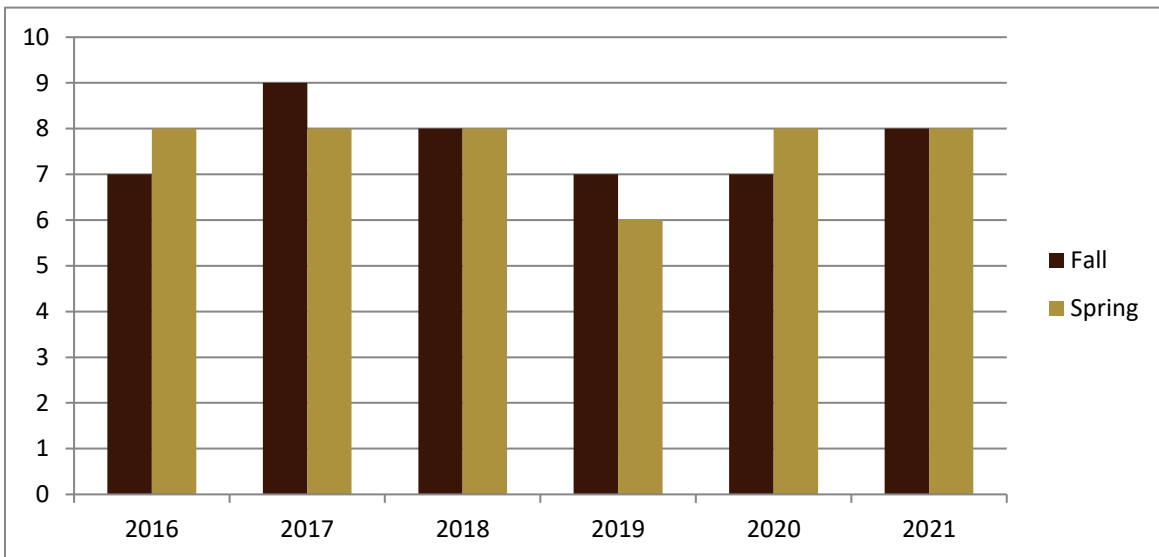
# SMSU Hospitality Program

## Course Data

Academic Years 2016 to 2021



Courses by Term						
	2016	2017	2018	2019	2020	2021
Fall	7	9	8	7	7	8
Spring	8	8	8	6	8	8
<b>Grand Total</b>	<b>15</b>	<b>17</b>	<b>16</b>	<b>13</b>	<b>15</b>	<b>16</b>



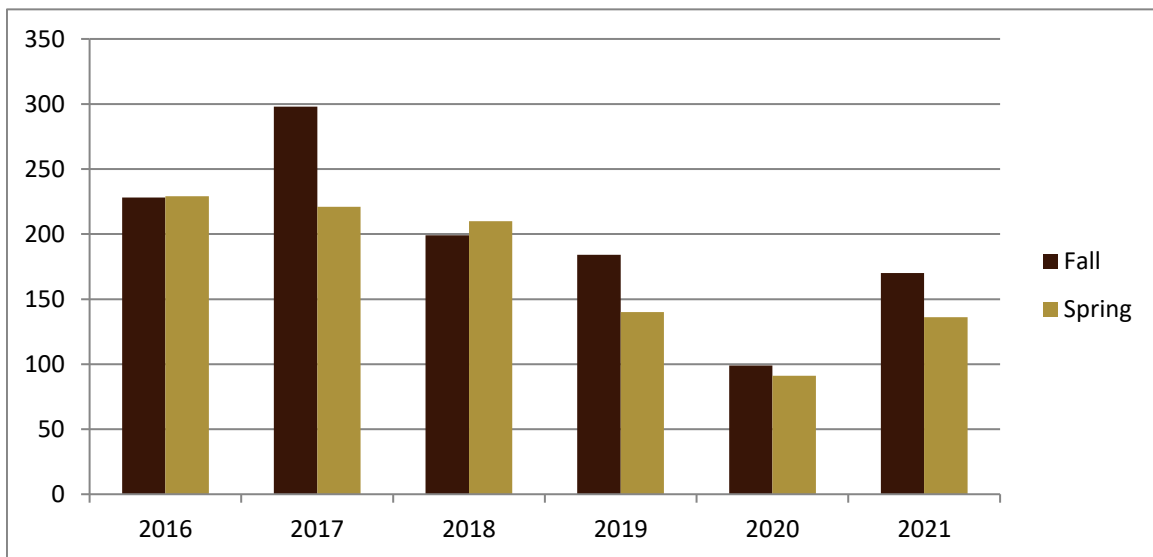
# SMSU Hospitality Program

## Course Data

Academic Years 2016 to 2021



Credit Hours by Term						
	2016	2017	2018	2019	2020	2021
Fall	228	298	199	184	99	170
Spring	229	221	210	140	91	136
<b>Grand Total</b>	<b>457</b>	<b>519</b>	<b>409</b>	<b>324</b>	<b>190</b>	<b>306</b>



# SMSU Hospitality Program

## Course Data

Academic Years 2016 to 2021



Credit Hours by Level						
	2016	2017	2018	2019	2020	2021
1-Lower 1	95	102	68	62	49	51
2-Lower 2	30	120	48	51	27	60
3-Upper 3	242	183	176	109	48	102
4-Upper 4	90	114	117	102	66	93
<b>Grand Total</b>	<b>457</b>	<b>519</b>	<b>409</b>	<b>324</b>	<b>190</b>	<b>306</b>

