

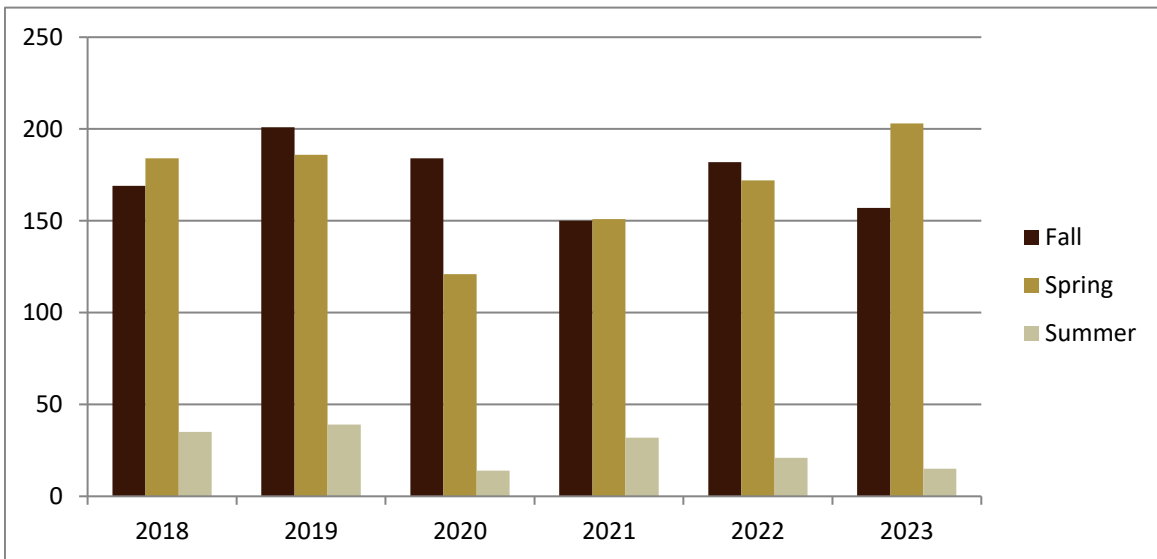
SMSU Marketing Program

Course Data

Academic Years 2018 to 2023



Enrolled by Term						
	2018	2019	2020	2021	2022	2023
Fall	169	201	184	150	182	157
Spring	184	186	121	151	172	203
Summer	35	39	14	32	21	15
Grand Total	388	426	319	333	375	375



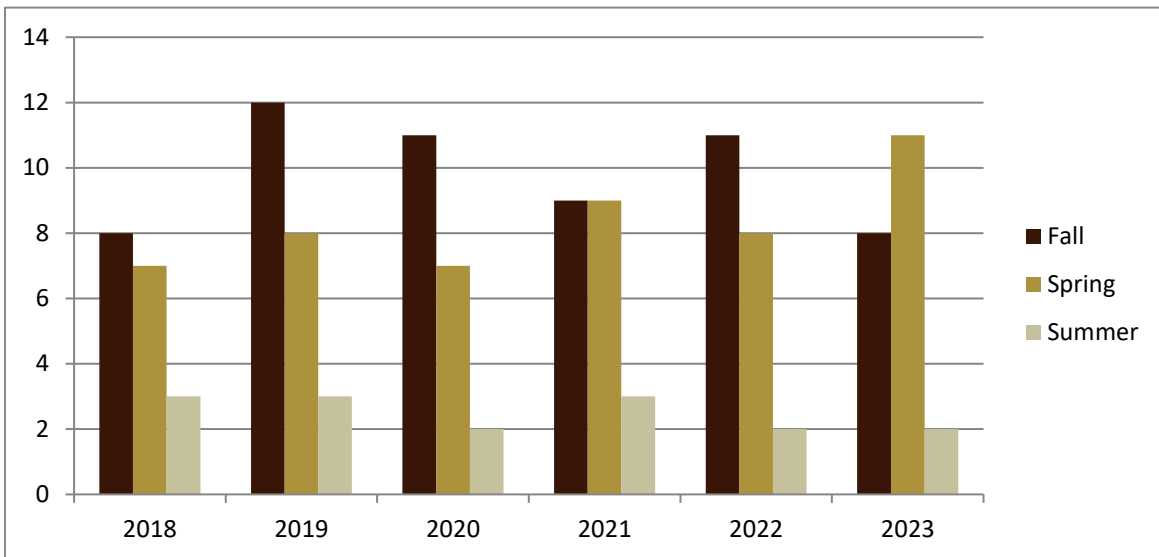
SMSU Marketing Program

Course Data

Academic Years 2018 to 2023



Courses by Term						
	2018	2019	2020	2021	2022	2023
Fall	8	12	11	9	11	8
Spring	7	8	7	9	8	11
Summer	3	3	2	3	2	2
Grand Total	18	23	20	21	21	21



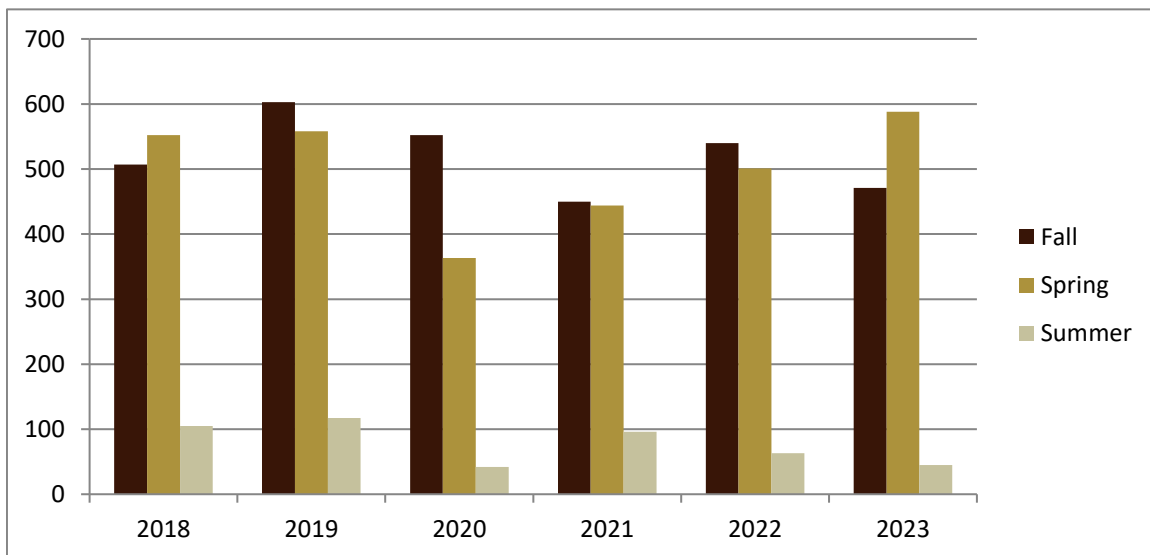
SMSU Marketing Program

Course Data

Academic Years 2018 to 2023



Credit Hours by Term						
	2018	2019	2020	2021	2022	2023
Fall	507	603	552	450	540	471
Spring	552	558	363	444	501	588
Summer	105	117	42	96	63	45
Grand Total	1,164	1,278	957	990	1,104	1,104



SMSU Marketing Program

Course Data

Academic Years 2018 to 2023



Credit Hours by Level						
	2018	2019	2020	2021	2022	2023
3-Upper 3	786	798	630	675	657	612
4-Upper 4	378	480	327	315	447	492
Grand Total	1,164	1,278	957	990	1,104	1,104

