

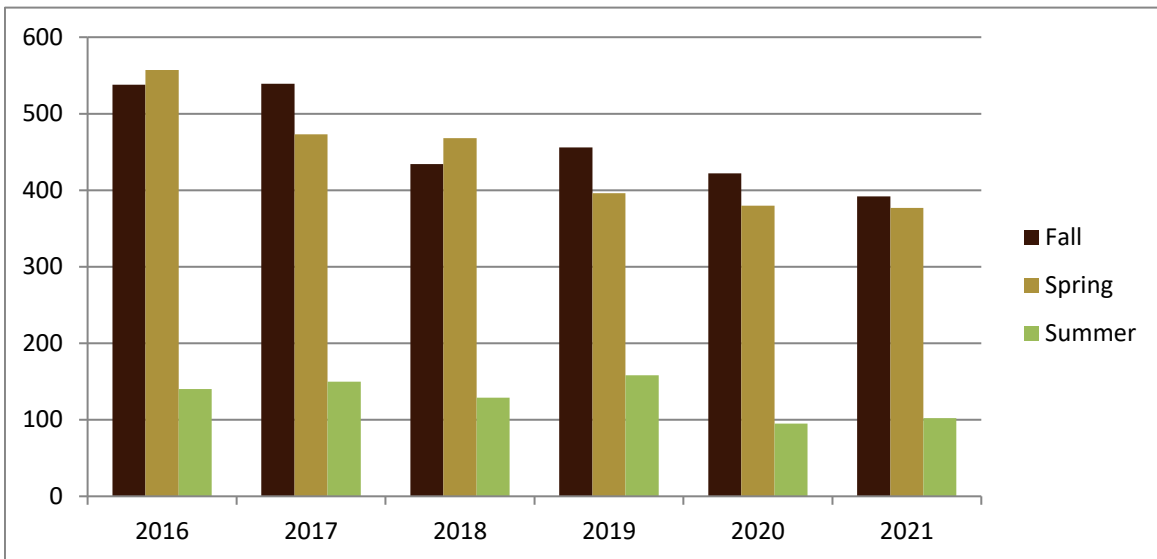
SMSU Mathematics Program

Course Data

Academic Years 2016 to 2021



Enrolled by Term						
	2016	2017	2018	2019	2020	2021
Fall	538	539	434	456	422	392
Spring	557	473	468	396	380	377
Summer	140	150	129	158	95	102
Grand Total	1,235	1,162	1,031	1,010	897	871



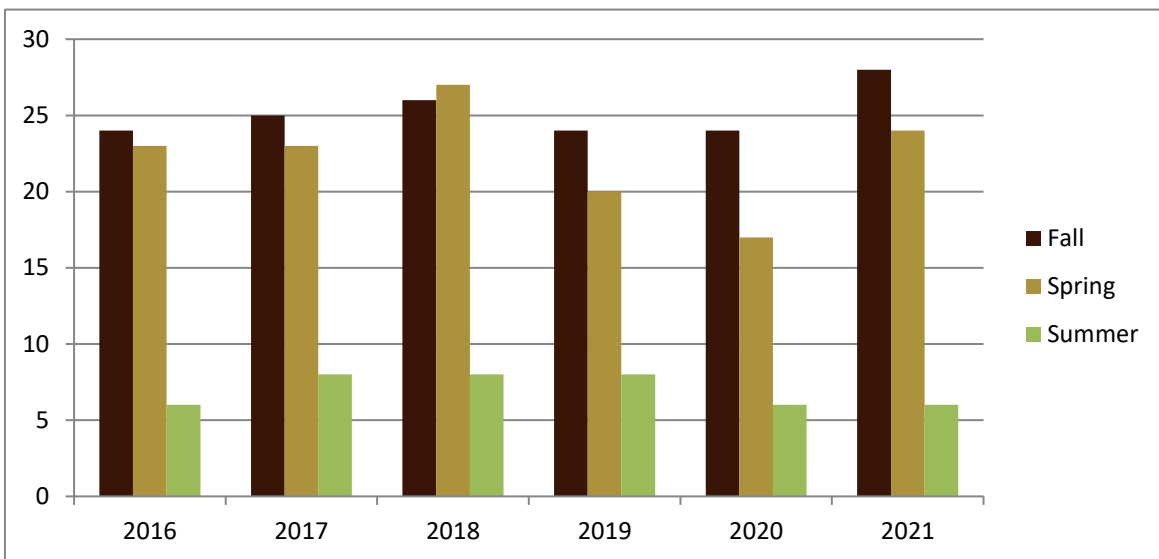
SMSU Mathematics Program

Course Data

Academic Years 2016 to 2021



Courses by Term		2016	2017	2018	2019	2020	2021
Fall		24	25	26	24	24	28
Spring		23	23	27	20	17	24
Summer		6	8	8	8	6	6
Grand Total		53	56	61	52	47	58



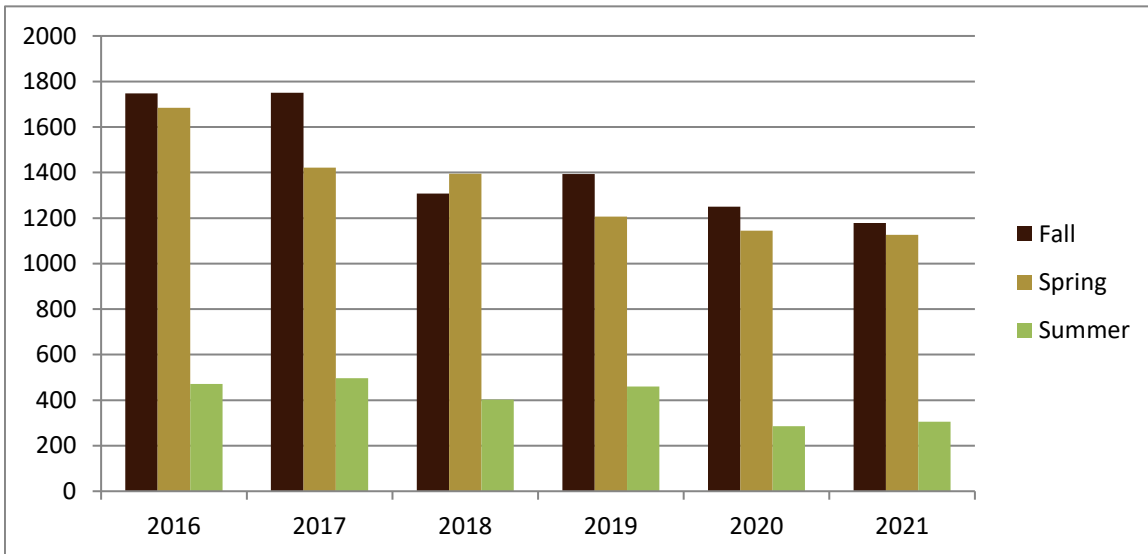
SMSU Mathematics Program

Course Data

Academic Years 2016 to 2021



Credit Hours by Term						
	2016	2017	2018	2019	2020	2021
Fall	1,748	1,751	1,308	1,393	1,250	1,178
Spring	1,684	1,421	1,395	1,206	1,145	1,126
Summer	471	496	403	460	285	306
Grand Total	3,903	3,668	3,106	3,059	2,680	2,610



SMSU Mathematics Program

Course Data

Academic Years 2016 to 2021



Credit Hours by Level						
	2016	2017	2018	2019	2020	2021
1-Lower 1	2,334	2,143	1,586	1,684	1,359	1,269
2-Lower 2	748	688	585	559	490	503
3-Upper 3	276	315	300	171	261	198
4-Upper 4	84	41	30	41	30	49
Grand Total	3,442	3,187	2,501	2,455	2,140	2,019

