

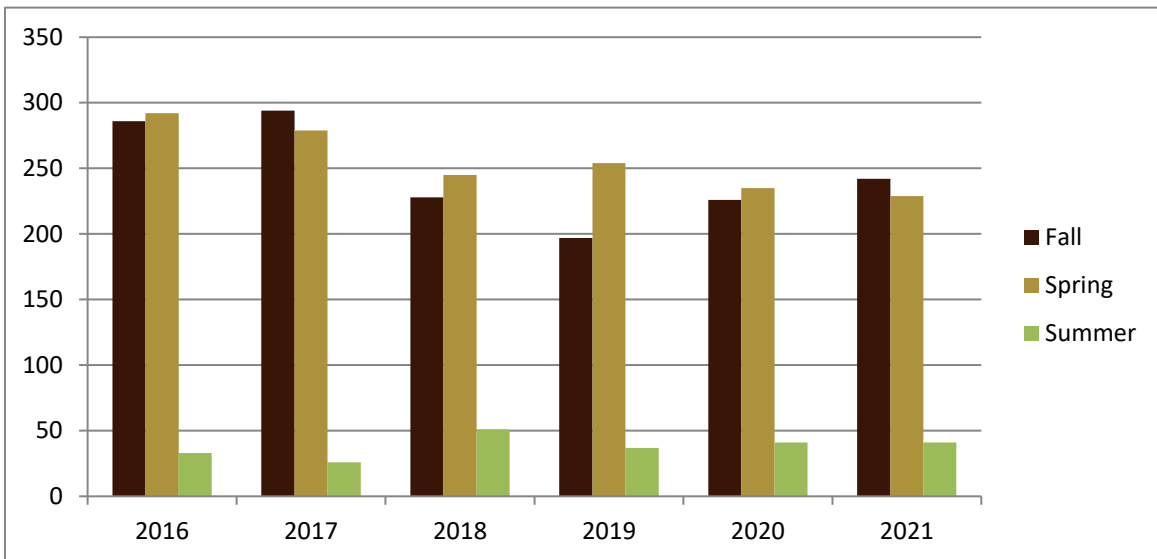
SMSU Music Program

Course Data

Academic Years 2016 to 2021



Enrolled by Term						
	2016	2017	2018	2019	2020	2021
Fall	286	294	228	197	226	242
Spring	292	279	245	254	235	229
Summer	33	26	51	37	41	41
Grand Total	611	599	524	488	502	512



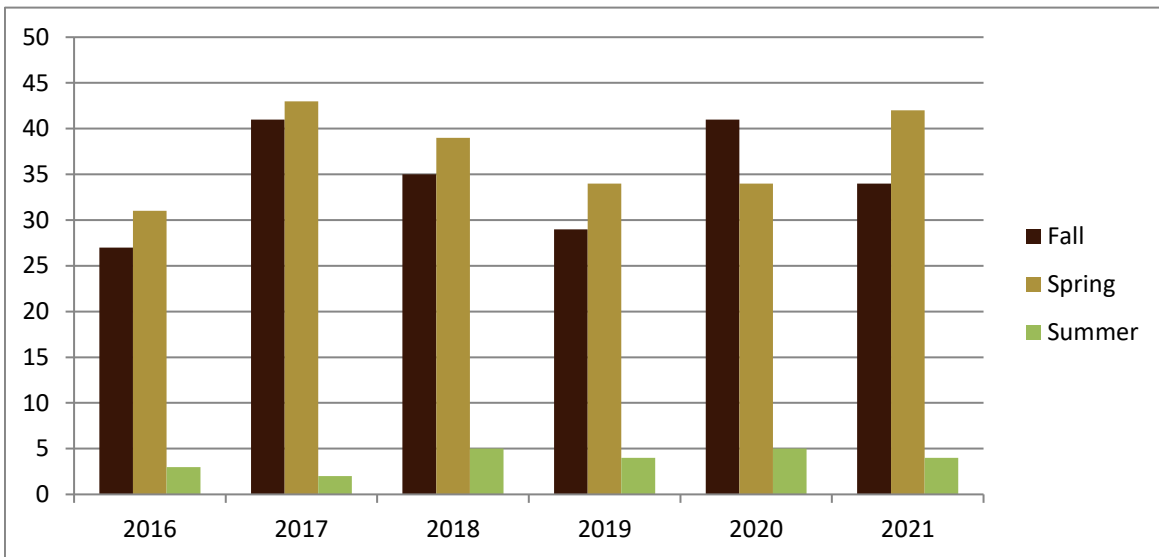
SMSU Music Program

Course Data

Academic Years 2016 to 2021



Courses by Term						
	2016	2017	2018	2019	2020	2021
Fall	27	41	35	29	41	34
Spring	31	43	39	34	34	42
Summer	3	2	5	4	5	4
Grand Total	61	86	79	67	80	80



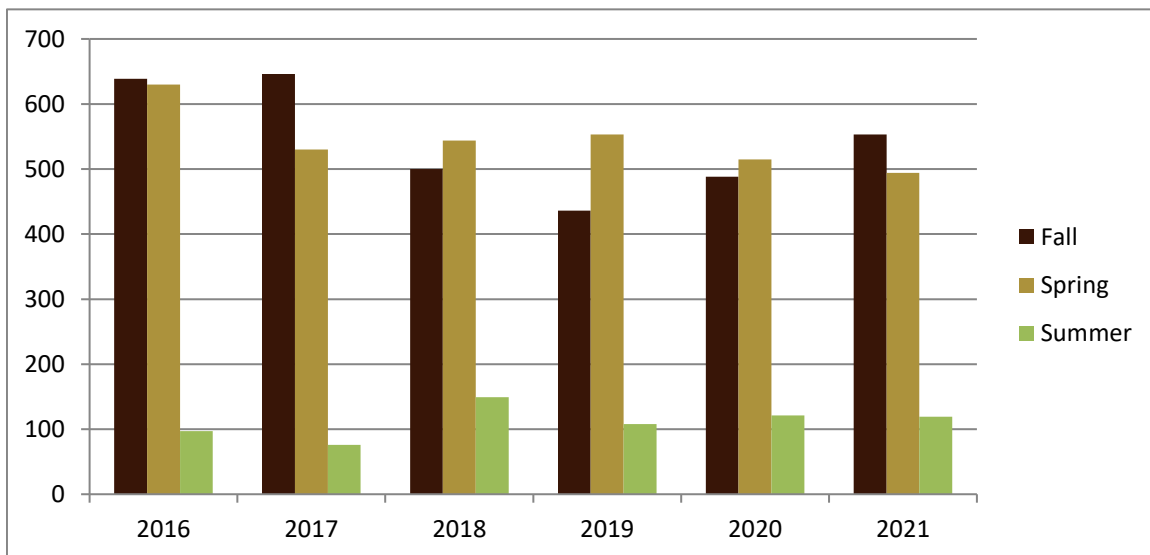
SMSU Music Program

Course Data

Academic Years 2016 to 2021



Credit Hours by Term						
	2016	2017	2018	2019	2020	2021
Fall	639	646	500	436	488	553
Spring	630	530	544	553	515	494
Summer	97	76	149	108	121	119
Grand Total	1,366	1,252	1,193	1,097	1,124	1,166



SMSU Music Program

Course Data

Academic Years 2016 to 2021



Credit Hours by Level						
	2016	2017	2018	2019	2020	2021
1-Lower 1	1,087	879	915	778	772	775
2-Lower 2	14	83	57	73	112	118
3-Upper 3	219	264	183	226	204	255
4-Upper 4	46	26	38	20	36	18
Grand Total	1,366	1,252	1,193	1,097	1,124	1,166

