

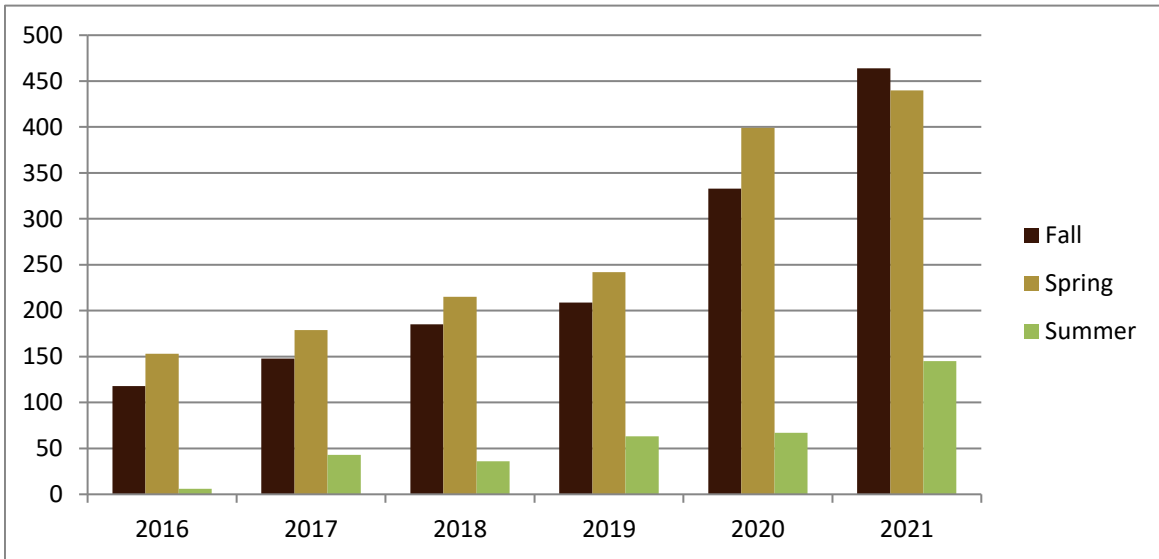
SMSU Nursing Program

Course Data

Academic Years 2016 to 2021



Enrolled by Term						
	2016	2017	2018	2019	2020	2021
Fall	118	148	185	209	333	464
Spring	153	179	215	242	399	440
Summer	6	43	36	63	67	145
Grand Total	277	370	436	514	799	1,049



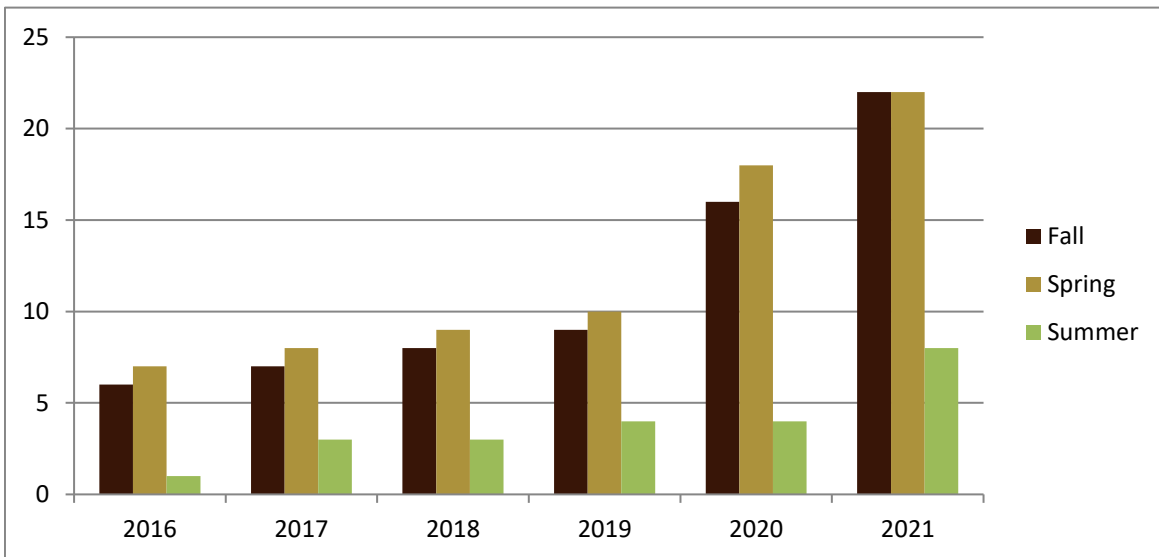
SMSU Nursing Program

Course Data

Academic Years 2016 to 2021



Courses by Term						
	2016	2017	2018	2019	2020	2021
Fall	6	7	8	9	16	22
Spring	7	8	9	10	18	22
Summer	1	3	3	4	4	8
Grand Total	14	18	20	23	38	52



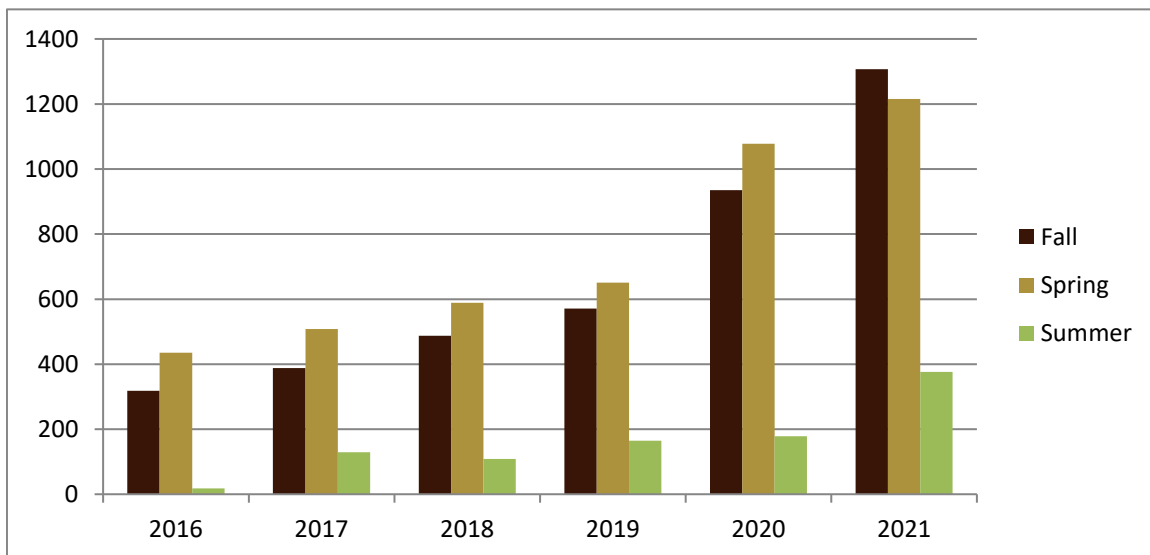
SMSU Nursing Program

Course Data

Academic Years 2016 to 2021



Credit Hours by Term						
	2016	2017	2018	2019	2020	2021
Fall	318	388	487	571	935	1,307
Spring	435	508	589	651	1,078	1,216
Summer	18	129	108	165	178	376
Grand Total	771	1,025	1,184	1,387	2,191	2,899



SMSU Nursing Program

Course Data

Academic Years 2016 to 2021



Credit Hours by Level						
	2016	2017	2018	2019	2020	2021
3-Upper 3	435	558	558	681	1,281	1,554
4-Upper 4	336	467	626	706	910	1,345
Grand Total	771	1,025	1,184	1,387	2,191	2,899

