

# SMSU Accounting Program Data

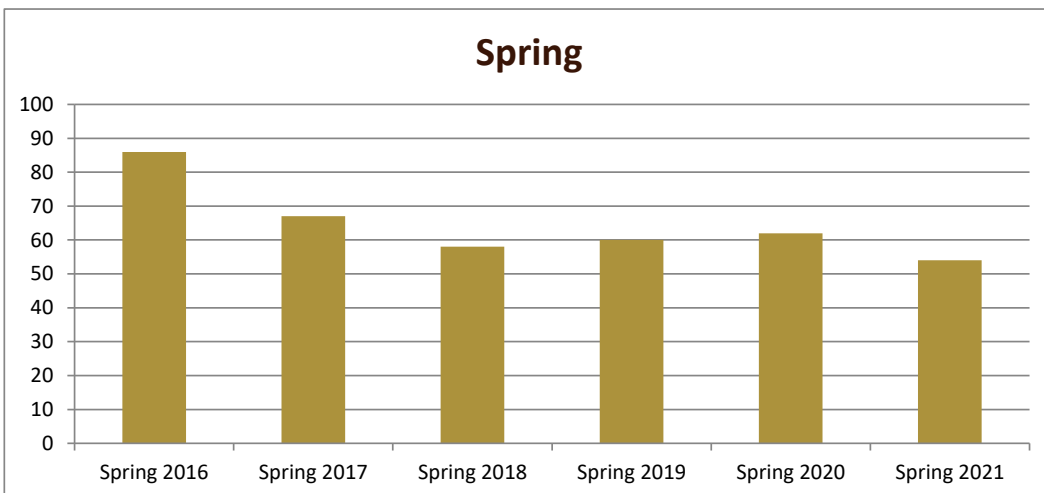
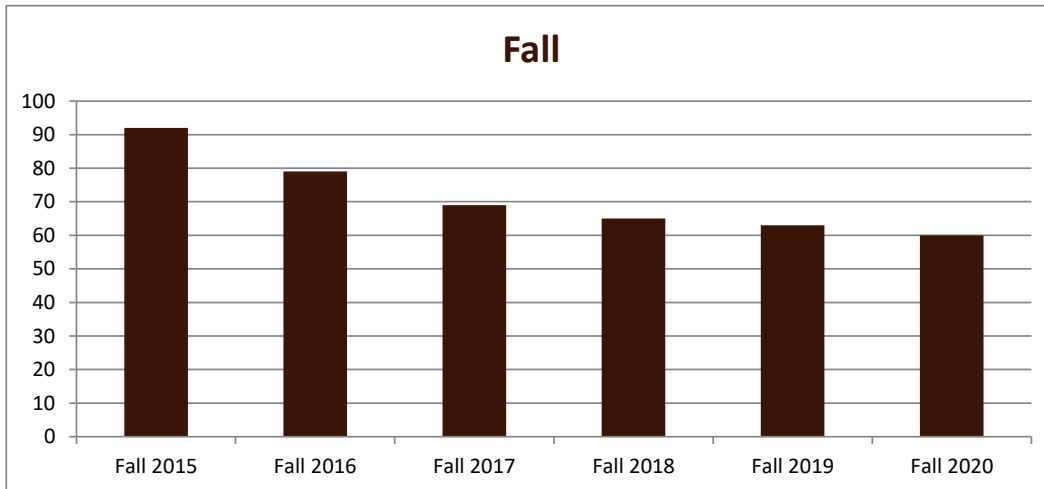
## Majors Enrolled

Academic Years 2015-16 to 2020-21

Using Fall Semester data (Fall 2015 to Fall 2020) for Term specific measures



Enrollment by Term						
	2016	2017	2018	2019	2020	2021
Fall	92	79	69	65	63	60
Spring	86	67	58	60	62	54
Summer	34	21	15	15	25	21



# SMSU Accounting Program Data

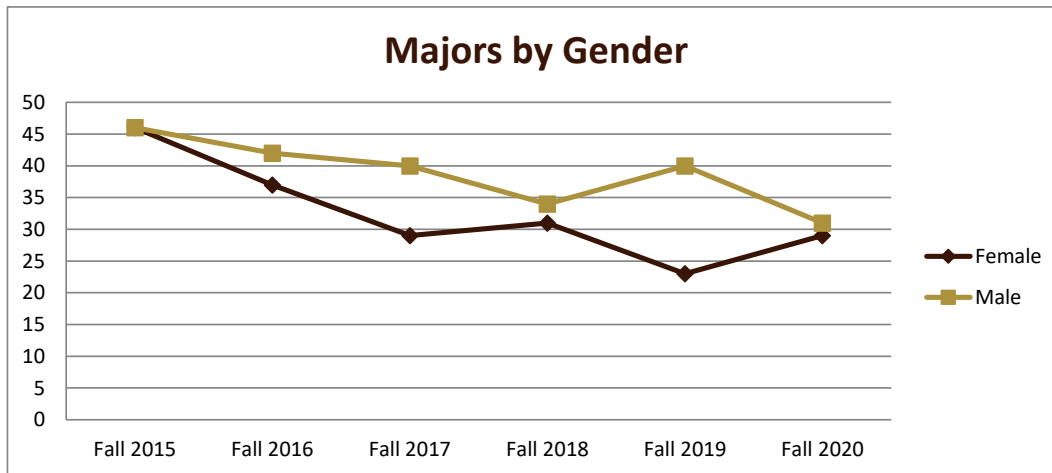
## Majors Enrolled

Academic Years 2015-16 to 2020-21

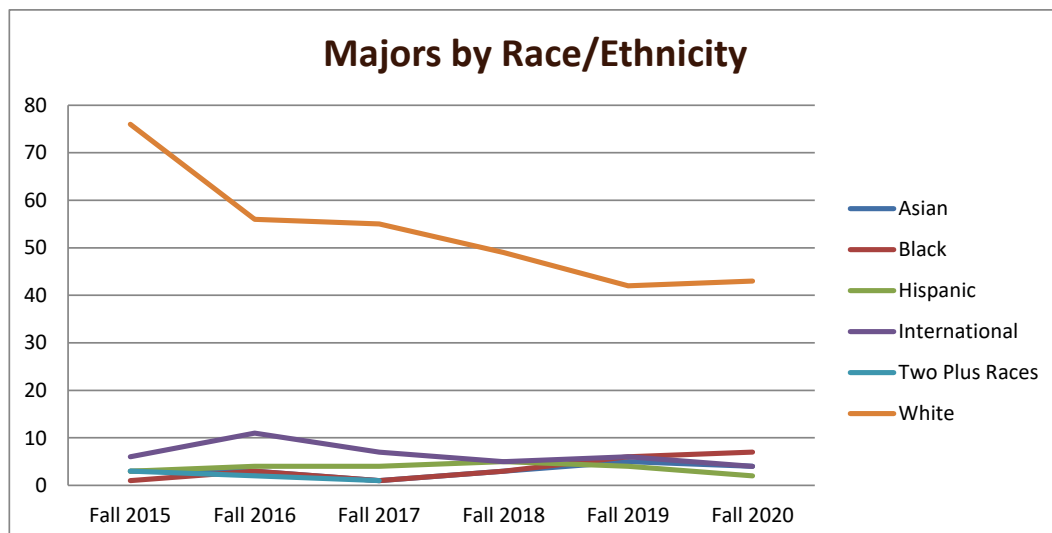
Using Fall Semester data (Fall 2015 to Fall 2020) for Term specific measures



Enrollment by Gender						
	Fall 2015	Fall 2016	Fall 2017	Fall 2018	Fall 2019	Fall 2020
Female	46	37	29	31	23	29
Male	46	42	40	34	40	31
<b>Grand Total</b>	<b>92</b>	<b>79</b>	<b>69</b>	<b>65</b>	<b>63</b>	<b>60</b>



Enrollment by Race/Ethnicity						
	Fall 2015	Fall 2016	Fall 2017	Fall 2018	Fall 2019	Fall 2020
Asian	3	3	1	3	5	4
Black	1	3	1	3	6	7
Hispanic	3	4	4	5	4	2
International	6	11	7	5	6	4
Two Plus Races	3	2	1			
White	76	56	55	49	42	43
<b>Grand Total</b>	<b>92</b>	<b>79</b>	<b>69</b>	<b>65</b>	<b>63</b>	<b>60</b>



# SMSU Accounting Program Data

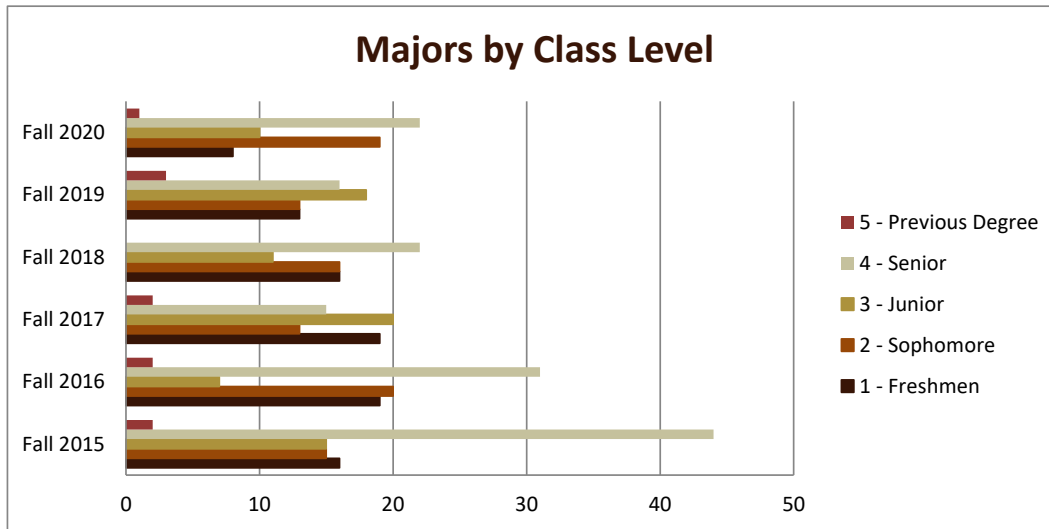
## Majors Enrolled

Academic Years 2015-16 to 2020-21

Using Fall Semester data (Fall 2015 to Fall 2020) for Term specific measures



Enrollment by Class						
	Fall 2015	Fall 2016	Fall 2017	Fall 2018	Fall 2019	Fall 2020
1 - Freshmen	16	19	19	16	13	8
2 - Sophomore	15	20	13	16	13	19
3 - Junior	15	7	20	11	18	10
4 - Senior	44	31	15	22	16	22
5 - Previous Degree	2	2	2		3	1
<b>Grand Total</b>	<b>92</b>	<b>79</b>	<b>69</b>	<b>65</b>	<b>63</b>	<b>60</b>



# SMSU Accounting Program Data

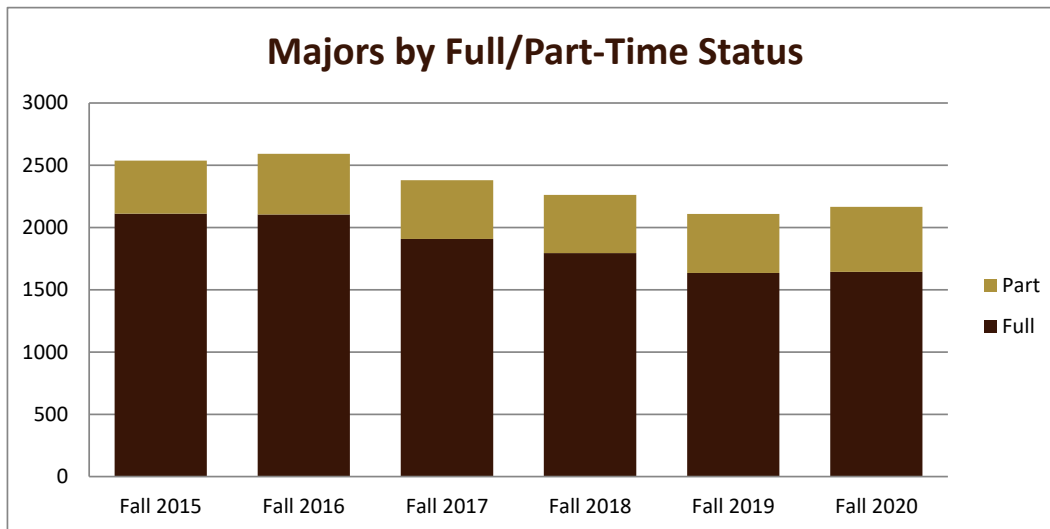
## Majors Enrolled

Academic Years 2015-16 to 2020-21

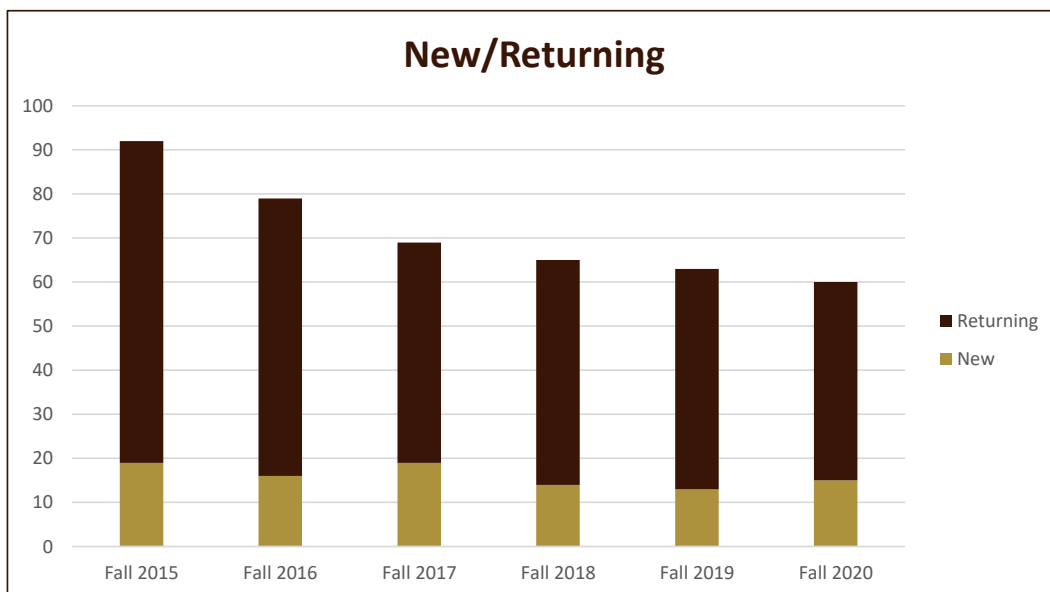
Using Fall Semester data (Fall 2015 to Fall 2020) for Term specific measures



Enrollment by FT/PT						
	Fall 2015	Fall 2016	Fall 2017	Fall 2018	Fall 2019	Fall 2020
Full	85	71	63	63	55	52
Part	7	8	6	2	8	8
<b>Grand Total</b>	<b>92</b>	<b>79</b>	<b>69</b>	<b>65</b>	<b>63</b>	<b>60</b>



New/Return Headcount						
	Fall 2015	Fall 2016	Fall 2017	Fall 2018	Fall 2019	Fall 2020
New	19	16	19	14	13	15
Returning	73	63	50	51	50	45
<b>Grand Total</b>	<b>92</b>	<b>79</b>	<b>69</b>	<b>65</b>	<b>63</b>	<b>60</b>



# SMSU Accounting Program Data

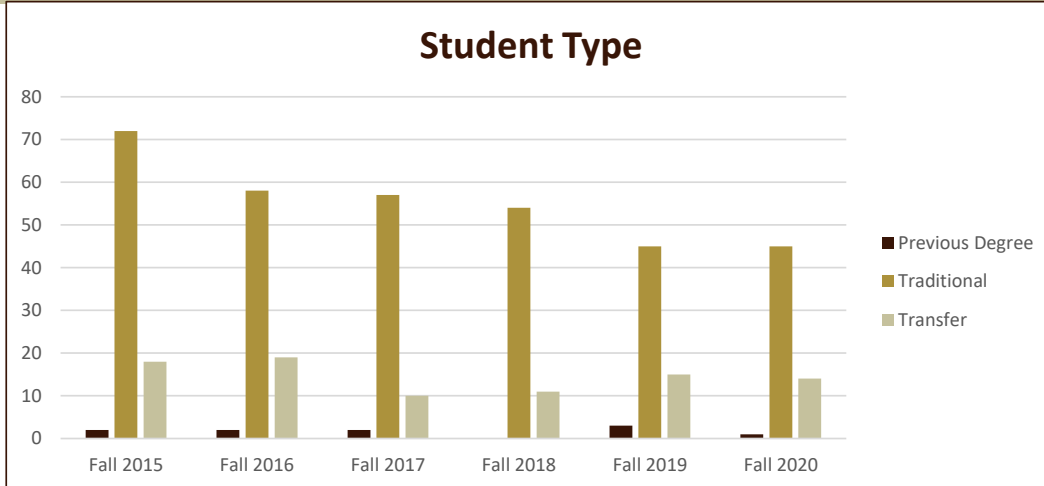
## Majors Enrolled

Academic Years 2015-16 to 2020-21

Using Fall Semester data (Fall 2015 to Fall 2020) for Term specific measures



Student Type	Fall 2015	Fall 2016	Fall 2017	Fall 2018	Fall 2019	Fall 2020
Previous Degree	2	2	2		3	1
Traditional	72	58	57	54	45	45
Transfer	18	19	10	11	15	14
<b>Grand Total</b>	<b>92</b>	<b>79</b>	<b>69</b>	<b>65</b>	<b>63</b>	<b>60</b>



	Fall 2015	Fall 2016	Fall 2017	Fall 2018	Fall 2019	Fall 2020
<b>Program ACT Avg.</b>	<b>22.1</b>	<b>21.7</b>	<b>22.4</b>	<b>23.9</b>	<b>22.1</b>	<b>21.1</b>
SMSU Avg.	21.5	21.3	21.5	20.7	21.2	21.0

	Fall 2015	Fall 2016	Fall 2017	Fall 2018	Fall 2019	Fall 2020
<b>Program H.S. Rank Avg.</b>	<b>61.4</b>	<b>40.6</b>	<b>59.0</b>	<b>70.6</b>	<b>56.2</b>	<b>68.3</b>
SMSU Avg.	57.7	54.6	53.6	50.9	57.6	54.2

	Fall 2015	Fall 2016	Fall 2017	Fall 2018	Fall 2019	Fall 2020
<b>Program Avg. GPA</b>	<b>2.60</b>	<b>1.58</b>	<b>2.77</b>	<b>3.08</b>	<b>2.88</b>	<b>3.53</b>
SMSU Avg.	3.23	3.22	3.22	3.10	3.23	3.22

	Fall 2015	Fall 2016	Fall 2017	Fall 2018	Fall 2019	Fall 2020
<b>Program Avg. Credits</b>	<b>13.47</b>	<b>13.88</b>	<b>15.63</b>	<b>15.00</b>	<b>14.15</b>	<b>15.00</b>
SMSU Avg.	14.81	14.77	14.77	14.31	14.95	15.18