

# SMSU Agricultural Solutions Program Data

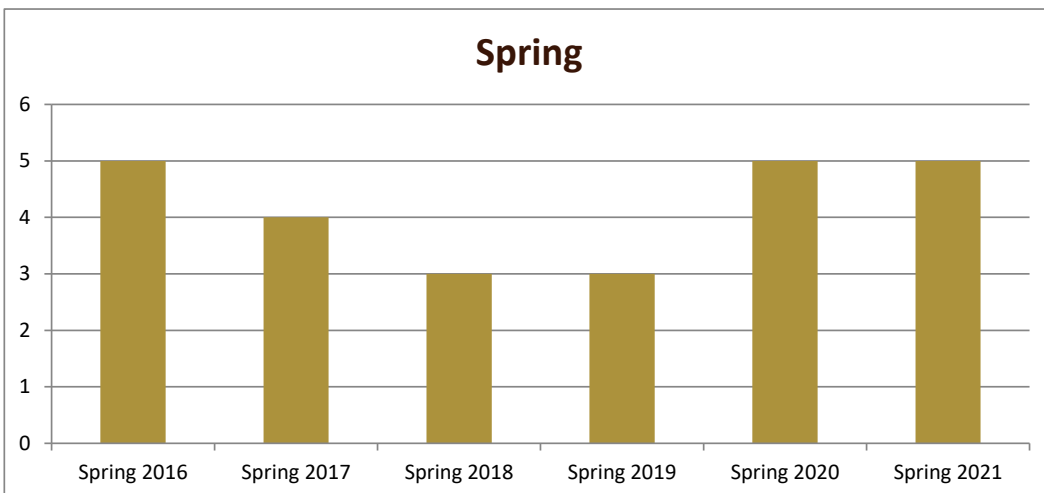
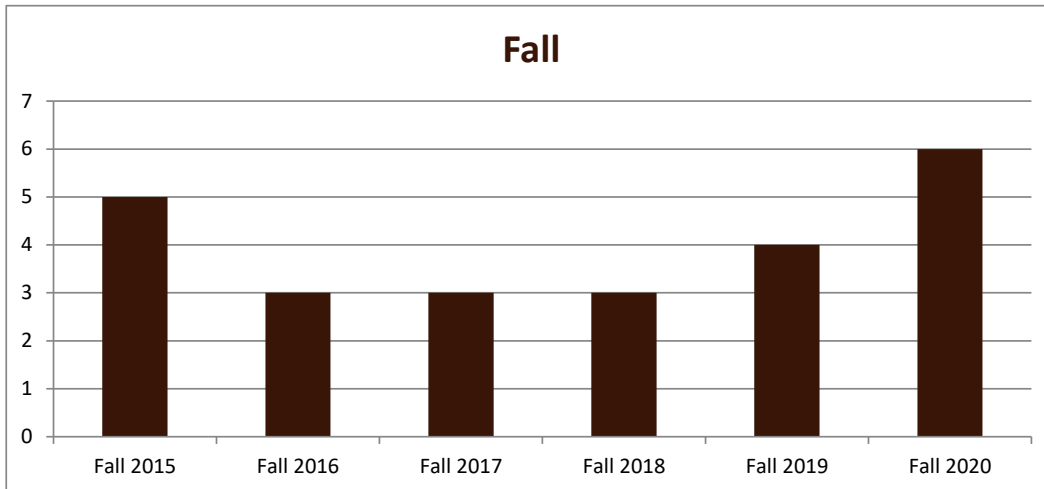
## Majors Enrolled

Academic Years 2015-16 to 2020-21

Using Fall Semester data (Fall 2015 to Fall 2020) for Term specific measures



Enrollment by Term						
	2016	2017	2018	2019	2020	2021
Fall	5	3	3	3	4	6
Spring	5	4	3	3	5	5
Summer	1	2		2		



# SMSU Agricultural Solutions Program Data

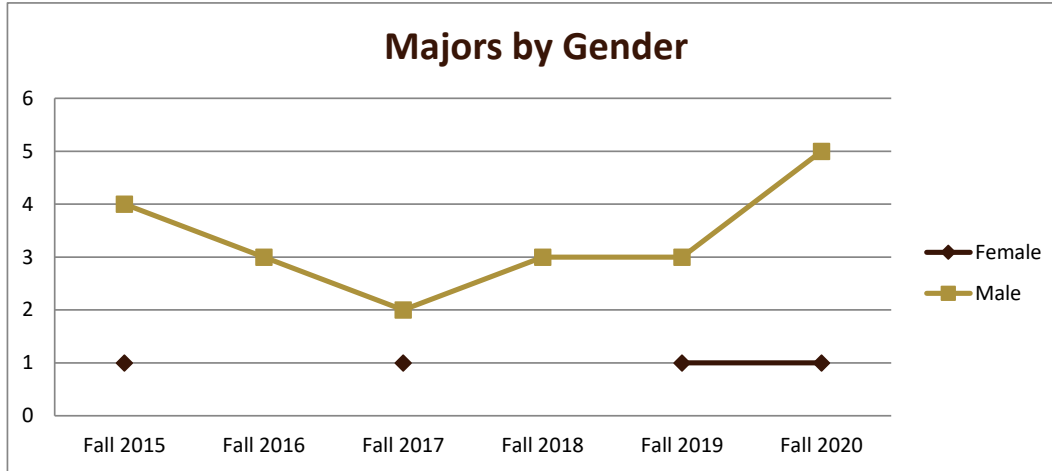
## Majors Enrolled

Academic Years 2015-16 to 2020-21

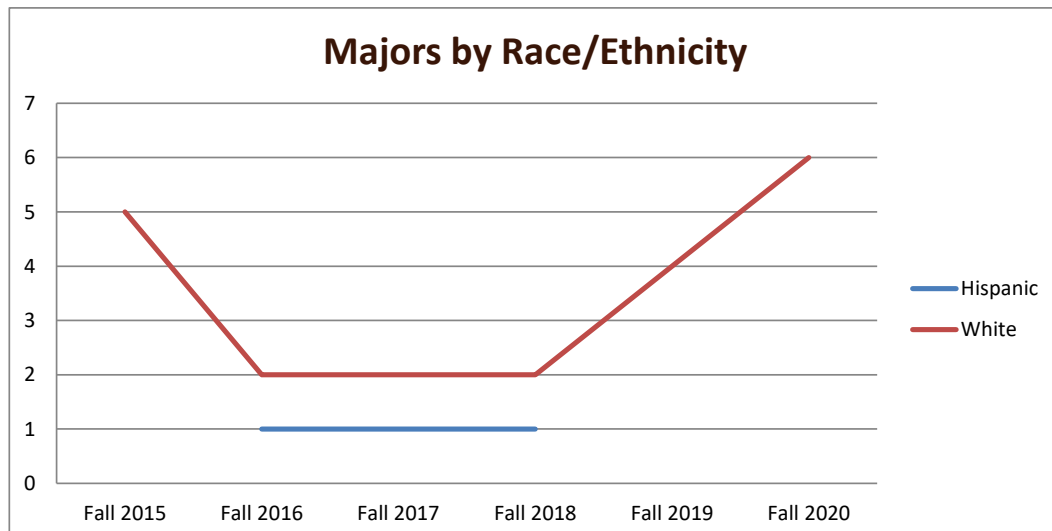
Using Fall Semester data (Fall 2015 to Fall 2020) for Term specific measures



Enrollment by Gender						
	Fall 2015	Fall 2016	Fall 2017	Fall 2018	Fall 2019	Fall 2020
Female	1		1		1	1
Male	4	3	2	3	3	5
<b>Grand Total</b>	<b>5</b>	<b>3</b>	<b>3</b>	<b>3</b>	<b>4</b>	<b>6</b>



Enrollment by Race/Ethnicity						
	Fall 2015	Fall 2016	Fall 2017	Fall 2018	Fall 2019	Fall 2020
Hispanic		1	1	1		
White	5	2	2	2	4	6
<b>Grand Total</b>	<b>5</b>	<b>3</b>	<b>3</b>	<b>3</b>	<b>4</b>	<b>6</b>



# SMSU Agricultural Solutions Program Data

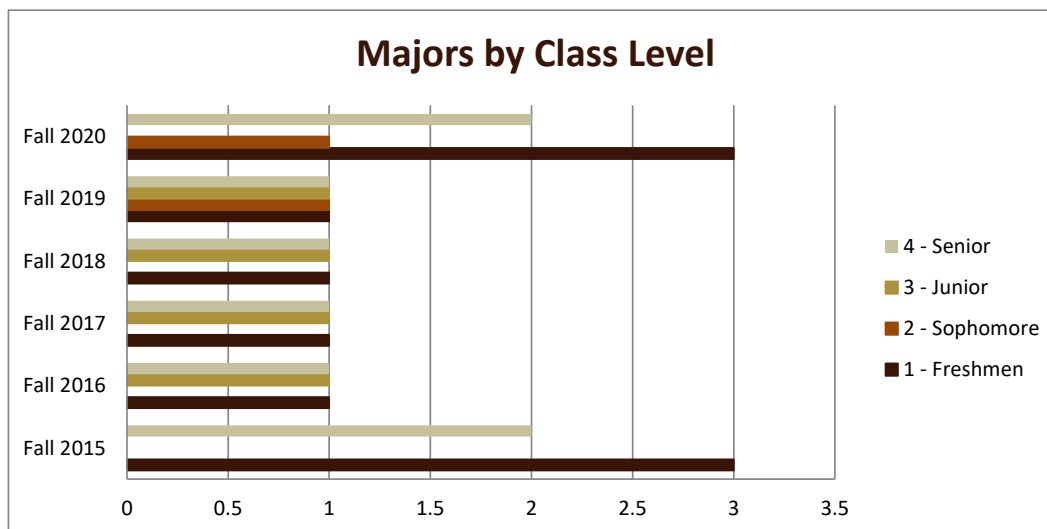
## Majors Enrolled

Academic Years 2015-16 to 2020-21

Using Fall Semester data (Fall 2015 to Fall 2020) for Term specific measures



Enrollment by Class						
	Fall 2015	Fall 2016	Fall 2017	Fall 2018	Fall 2019	Fall 2020
1 - Freshmen	3	1	1	1	1	3
2 - Sophomore					1	1
3 - Junior		1	1	1	1	
4 - Senior	2	1	1	1	1	2
<b>Grand Total</b>	<b>5</b>	<b>3</b>	<b>3</b>	<b>3</b>	<b>4</b>	<b>6</b>



# SMSU Agricultural Solutions Program Data

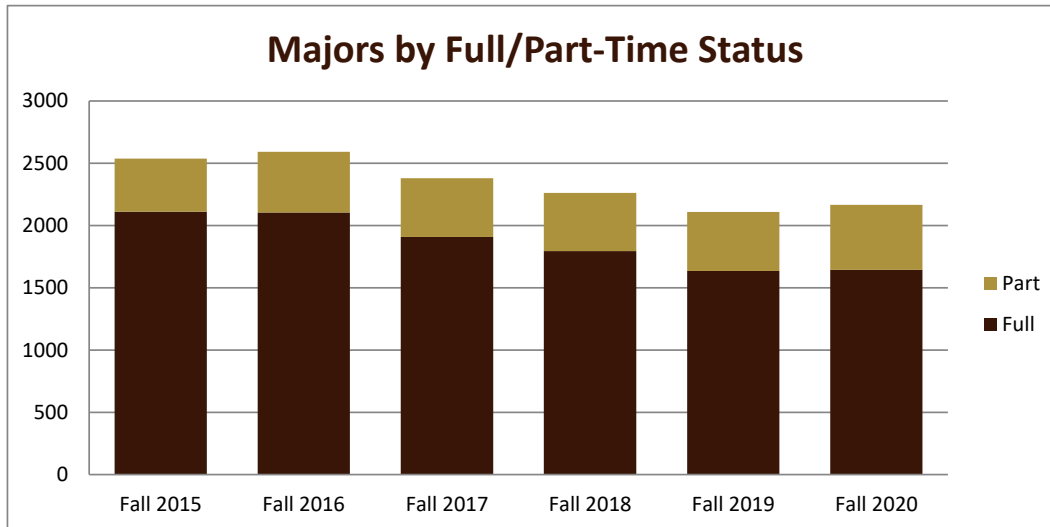
## Majors Enrolled

Academic Years 2015-16 to 2020-21

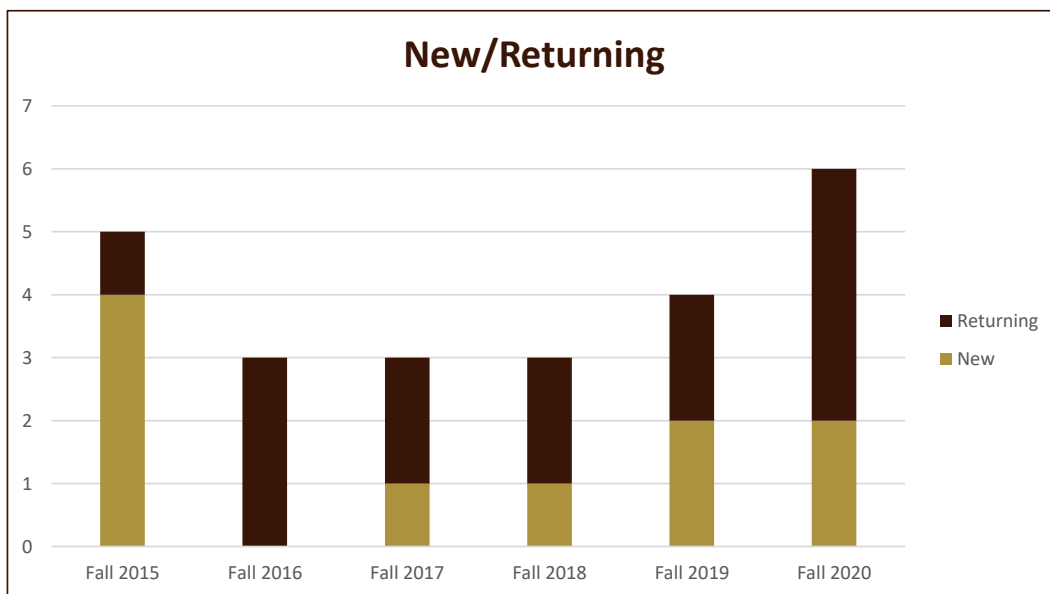
Using Fall Semester data (Fall 2015 to Fall 2020) for Term specific measures



Enrollment by FT/PT						
	Fall 2015	Fall 2016	Fall 2017	Fall 2018	Fall 2019	Fall 2020
Full	5	3	2	3	4	6
Part			1			
<b>Grand Total</b>	<b>5</b>	<b>3</b>	<b>3</b>	<b>3</b>	<b>4</b>	<b>6</b>



New/Return Headcount						
	Fall 2015	Fall 2016	Fall 2017	Fall 2018	Fall 2019	Fall 2020
New	4		1	1	2	2
Returning	1	3	2	2	2	4
<b>Grand Total</b>	<b>5</b>	<b>3</b>	<b>3</b>	<b>3</b>	<b>4</b>	<b>6</b>



# SMSU Agricultural Solutions Program Data

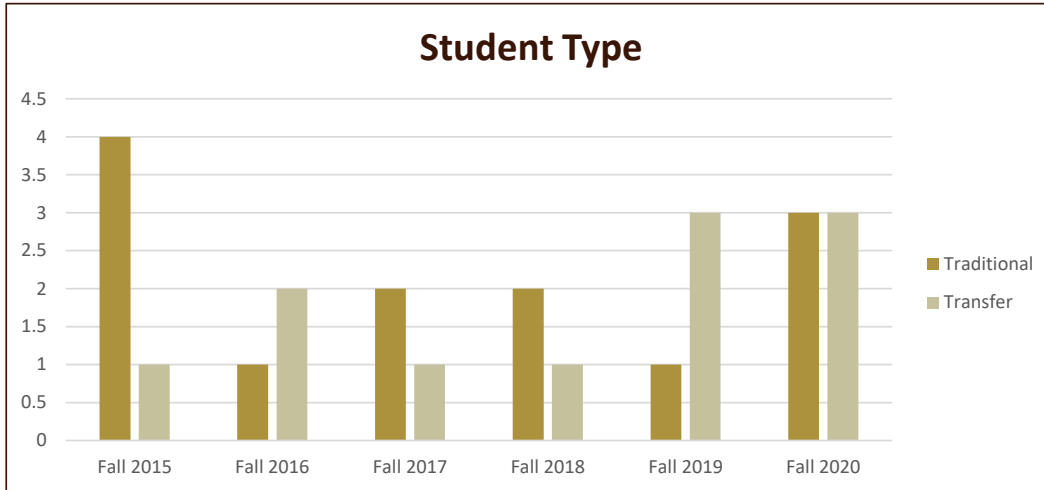
## Majors Enrolled

Academic Years 2015-16 to 2020-21

Using Fall Semester data (Fall 2015 to Fall 2020) for Term specific measures



Student Type	Fall 2015	Fall 2016	Fall 2017	Fall 2018	Fall 2019	Fall 2020
Traditional	4	1	2	2	1	3
Transfer	1	2	1	1	3	3
<b>Grand Total</b>	<b>5</b>	<b>3</b>	<b>3</b>	<b>3</b>	<b>4</b>	<b>6</b>



	Fall 2015	Fall 2017	Fall 2018	Fall 2019	Fall 2020	
<b>Program ACT Avg.</b>	<b>23.0</b>	<b>16.0</b>	<b>25.0</b>	<b>19.0</b>	<b>23.0</b>	
SMSU Avg.	21.5	21.3	21.5	20.7	21.2	21.0

	Fall 2015	Fall 2017	Fall 2018	Fall 2019	Fall 2020	
<b>Program H.S. Rank Avg.</b>	<b>53.3</b>	<b>62.0</b>	<b>72.0</b>	<b>21.0</b>	<b>62.5</b>	
SMSU Avg.	57.7	54.6	53.6	50.9	57.6	54.2

	Fall 2015	Fall 2017	Fall 2019			
<b>Program Avg. GPA</b>	<b>2.24</b>	<b>2.85</b>	<b>2.56</b>			
SMSU Avg.	3.23	3.22	3.22	3.10	3.23	3.22

	Fall 2015	Fall 2017	Fall 2018	Fall 2019	Fall 2020	
<b>Program Avg. Credits</b>	<b>14.00</b>	<b>16.00</b>	<b>14.00</b>	<b>15.50</b>	<b>17.50</b>	
SMSU Avg.	14.81	14.77	14.77	14.31	14.95	15.18