

SMSU Agronomy Program Data

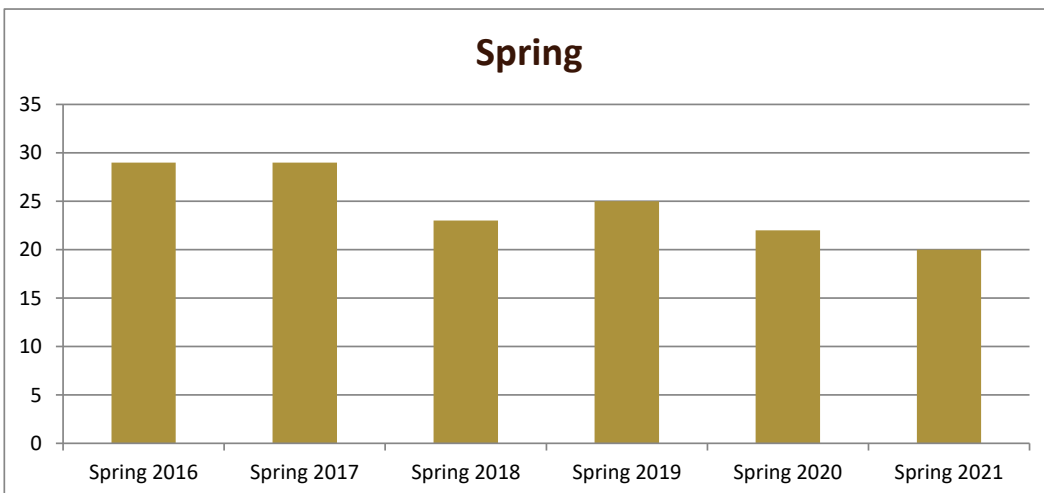
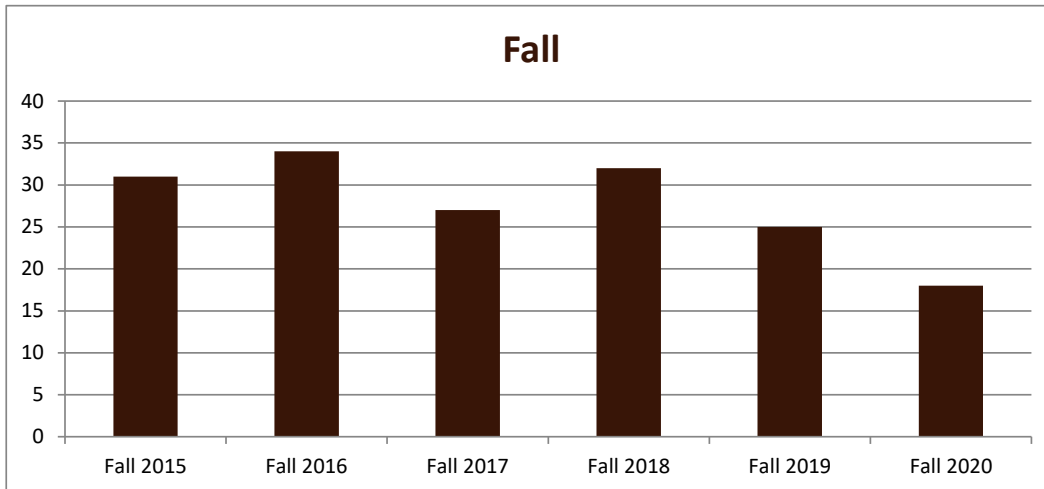
Majors Enrolled

Academic Years 2015-16 to 2020-21

Using Fall Semester data (Fall 2015 to Fall 2020) for Term specific measures



Enrollment by Term						
	2016	2017	2018	2019	2020	2021
Fall	31	34	27	32	25	18
Spring	29	29	23	25	22	20
Summer	3	4	9	2	4	1



SMSU Agronomy Program Data

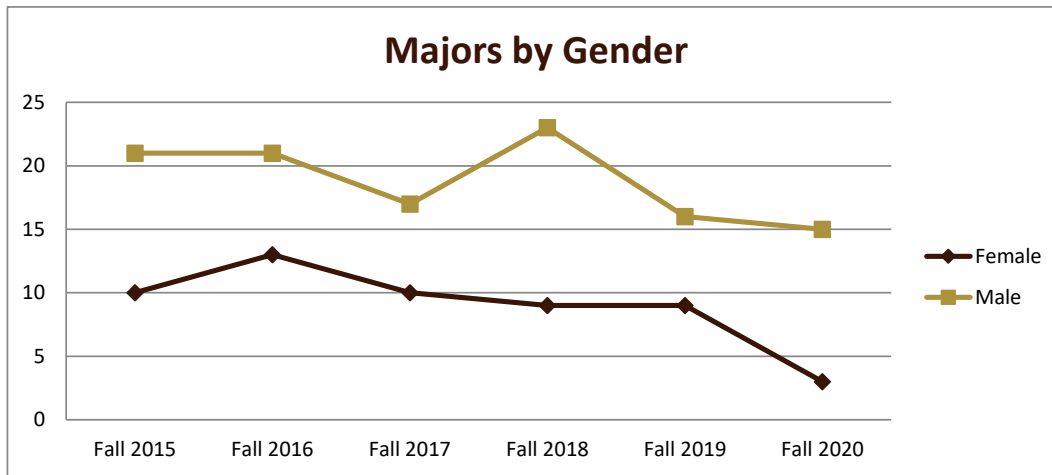
Majors Enrolled

Academic Years 2015-16 to 2020-21

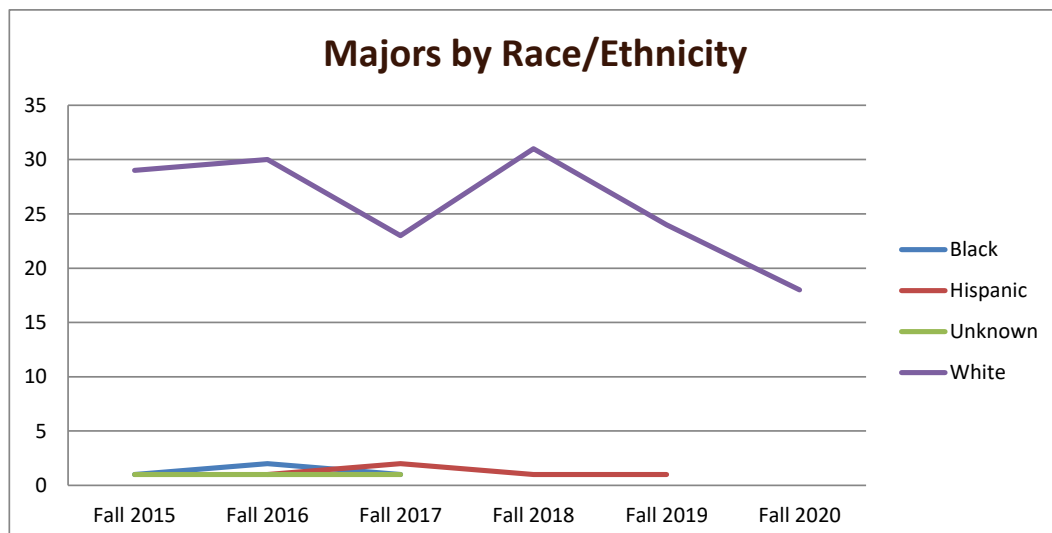
Using Fall Semester data (Fall 2015 to Fall 2020) for Term specific measures



Enrollment by Gender						
	Fall 2015	Fall 2016	Fall 2017	Fall 2018	Fall 2019	Fall 2020
Female	10	13	10	9	9	3
Male	21	21	17	23	16	15
Grand Total	31	34	27	32	25	18



Enrollment by Race/Ethnicity						
	Fall 2015	Fall 2016	Fall 2017	Fall 2018	Fall 2019	Fall 2020
Black	1	2	1			
Hispanic		1	2	1	1	
Unknown	1	1	1			
White	29	30	23	31	24	18
Grand Total	31	34	27	32	25	18



SMSU Agronomy Program Data

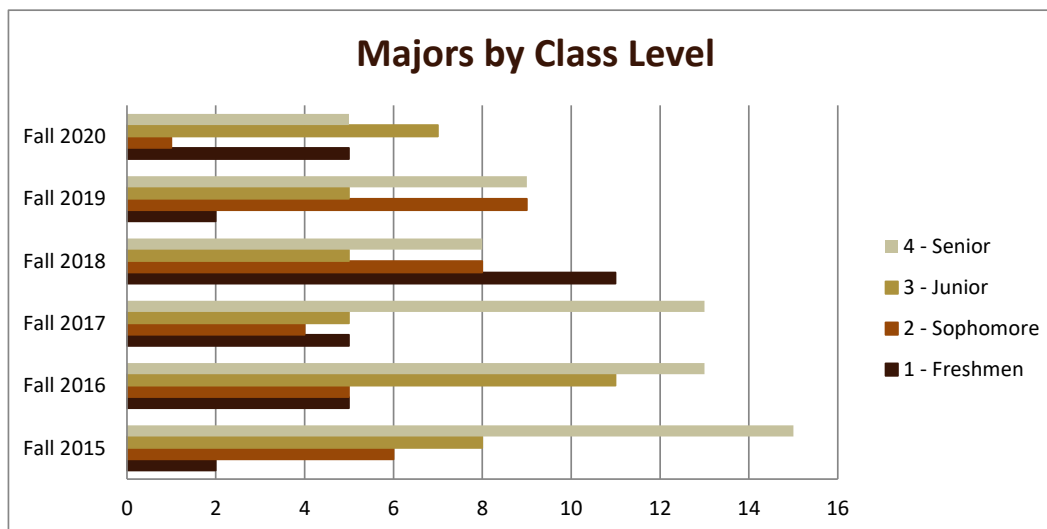
Majors Enrolled

Academic Years 2015-16 to 2020-21

Using Fall Semester data (Fall 2015 to Fall 2020) for Term specific measures



Enrollment by Class						
	Fall 2015	Fall 2016	Fall 2017	Fall 2018	Fall 2019	Fall 2020
1 - Freshmen	2	5	5	11	2	5
2 - Sophomore	6	5	4	8	9	1
3 - Junior	8	11	5	5	5	7
4 - Senior	15	13	13	8	9	5
Grand Total	31	34	27	32	25	18



SMSU Agronomy Program Data

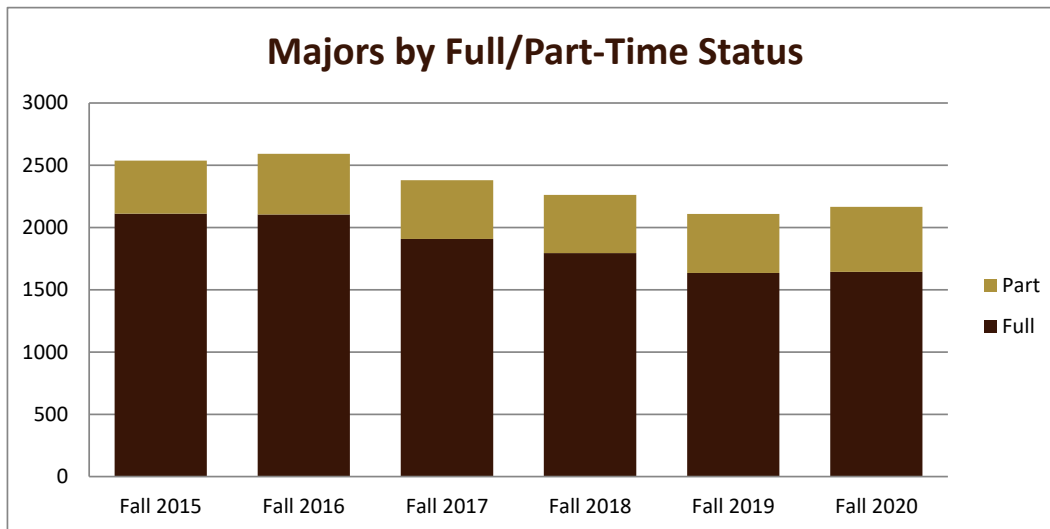
Majors Enrolled

Academic Years 2015-16 to 2020-21

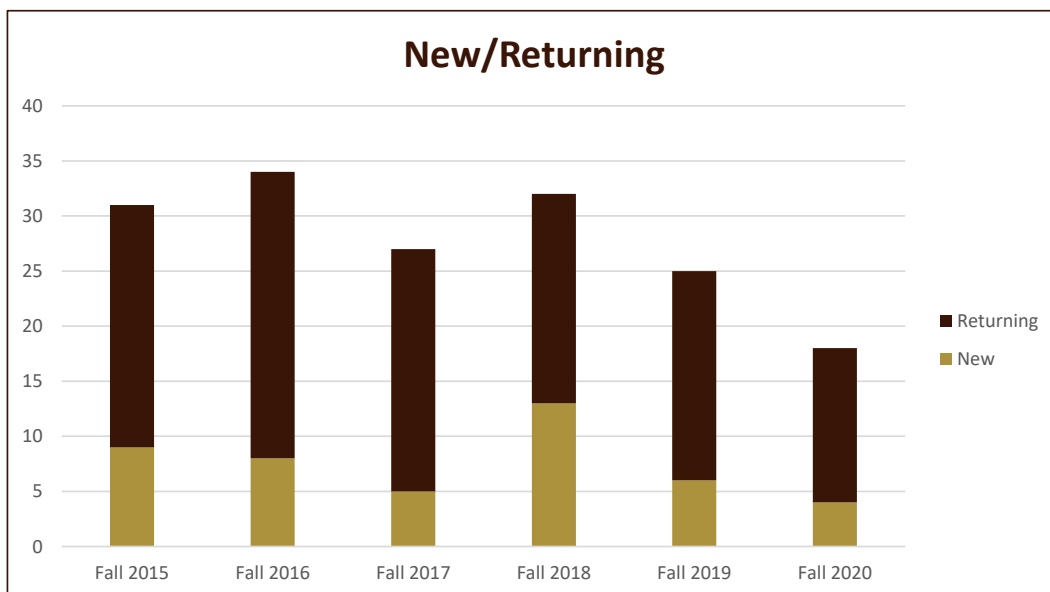
Using Fall Semester data (Fall 2015 to Fall 2020) for Term specific measures



Enrollment by FT/PT						
	Fall 2015	Fall 2016	Fall 2017	Fall 2018	Fall 2019	Fall 2020
Full	29	30	23	29	23	15
Part	2	4	4	3	2	3
Grand Total	31	34	27	32	25	18



New/Return Headcount						
	Fall 2015	Fall 2016	Fall 2017	Fall 2018	Fall 2019	Fall 2020
New	9	8	5	13	6	4
Returning	22	26	22	19	19	14
Grand Total	31	34	27	32	25	18



SMSU Agronomy Program Data

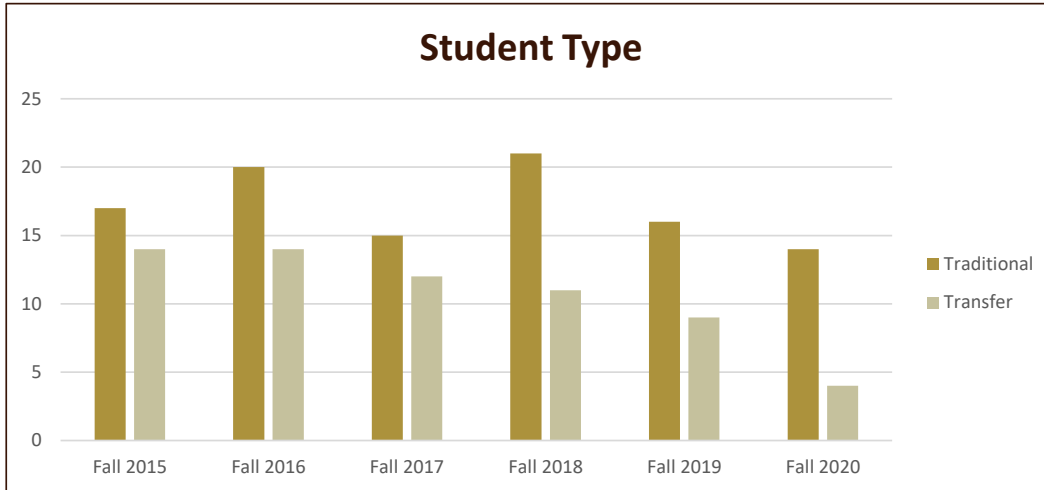
Majors Enrolled

Academic Years 2015-16 to 2020-21

Using Fall Semester data (Fall 2015 to Fall 2020) for Term specific measures



Student Type	Fall 2015	Fall 2016	Fall 2017	Fall 2018	Fall 2019	Fall 2020
Traditional	17	20	15	21	16	14
Transfer	14	14	12	11	9	4
Grand Total	31	34	27	32	25	18



	Fall 2015	Fall 2016	Fall 2017	Fall 2018	Fall 2019	Fall 2020
Program ACT Avg.	25.3	22.8	20.6	18.8	22.4	22.5
SMSU Avg.	21.5	21.3	21.5	20.7	21.2	21.0

	Fall 2015	Fall 2016	Fall 2017	Fall 2018	Fall 2019	Fall 2020
Program H.S. Rank Avg.	65.3	59.0	55.0	57.2	75.5	68.5
SMSU Avg.	57.7	54.6	53.6	50.9	57.6	54.2

	Fall 2015	Fall 2016	Fall 2017	Fall 2018	Fall 2019	Fall 2020
Program Avg. GPA	2.63	2.96	2.66	2.37	3.44	3.21
SMSU Avg.	3.23	3.22	3.22	3.10	3.23	3.22

	Fall 2015	Fall 2016	Fall 2017	Fall 2018	Fall 2019	Fall 2020
Program Avg. Credits	15.89	16.00	16.20	15.23	15.17	14.25
SMSU Avg.	14.81	14.77	14.77	14.31	14.95	15.18