

SMSU Art Teacher Education Program Data

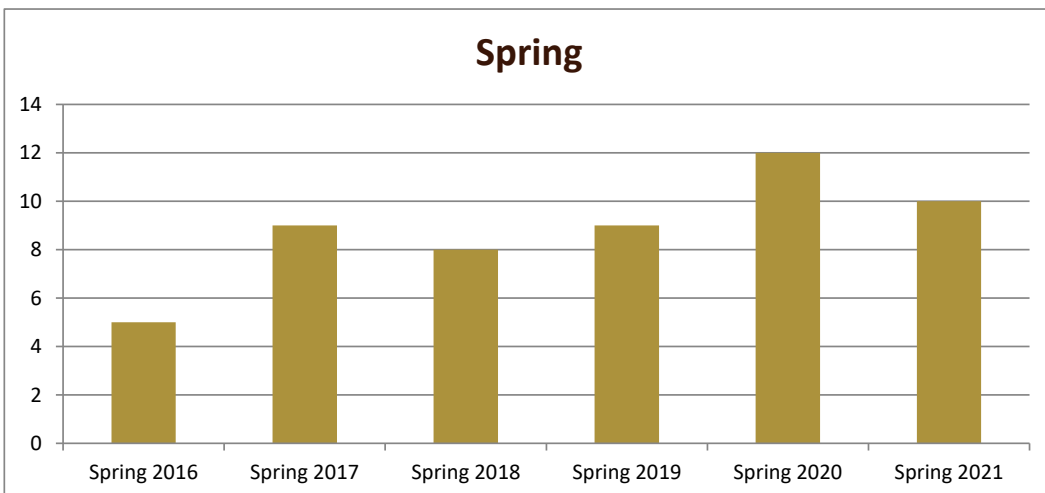
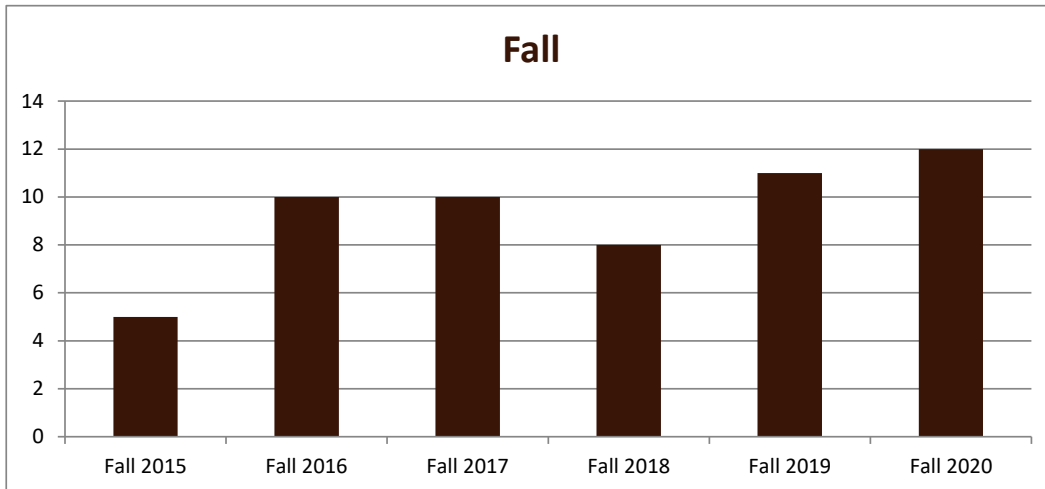
Majors Enrolled

Academic Years 2015-16 to 2020-21

Using Fall Semester data (Fall 2015 to Fall 2020) for Term specific measures



Enrollment by Term						
	2016	2017	2018	2019	2020	2021
Fall	5	10	10	8	11	12
Spring	5	9	8	9	12	10
Summer			4	2	4	2



SMSU Art Teacher Education Program Data

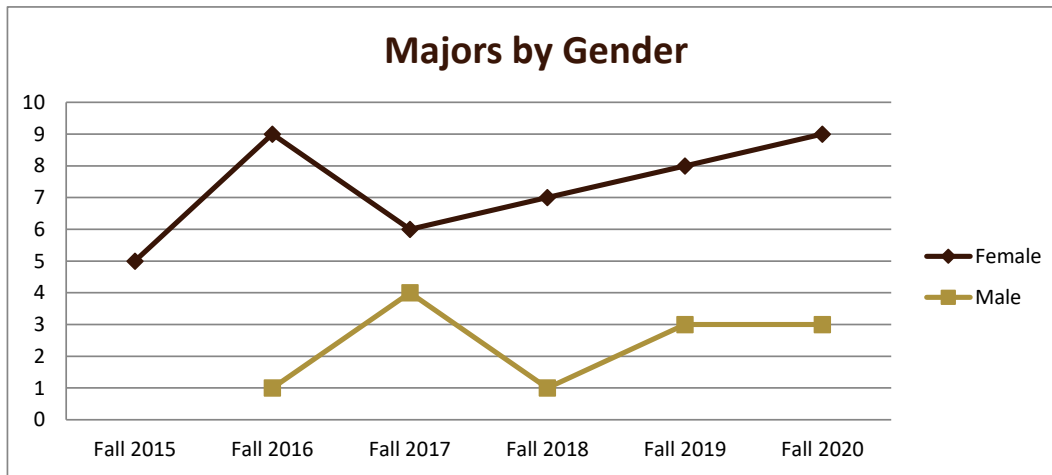
Majors Enrolled

Academic Years 2015-16 to 2020-21

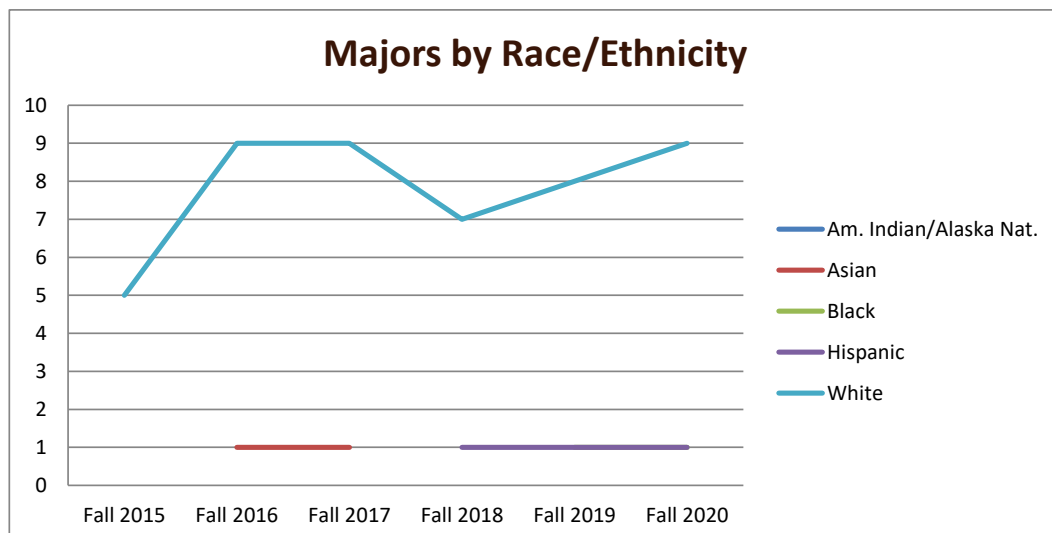
Using Fall Semester data (Fall 2015 to Fall 2020) for Term specific measures



Enrollment by Gender							
	Fall 2015	Fall 2016	Fall 2017	Fall 2018	Fall 2019	Fall 2020	
Female	5	9	6	7	8	9	
Male		1	4	1	3	3	
Grand Total	5	10	10	8	11	12	



Enrollment by Race/Ethnicity							
	Fall 2015	Fall 2016	Fall 2017	Fall 2018	Fall 2019	Fall 2020	
Am. Indian/Alaska Nat.					1		
Asian		1	1				1
Black					1	1	1
Hispanic				1	1	1	
White	5	9	9	7	8	9	
Grand Total	5	10	10	8	11	12	



SMSU Art Teacher Education Program Data

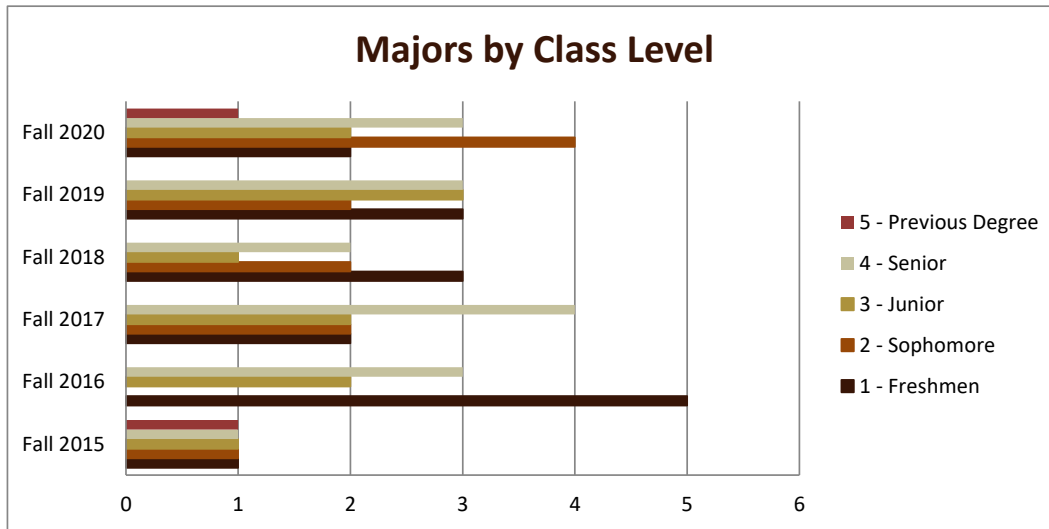
Majors Enrolled

Academic Years 2015-16 to 2020-21

Using Fall Semester data (Fall 2015 to Fall 2020) for Term specific measures



Enrollment by Class						
	Fall 2015	Fall 2016	Fall 2017	Fall 2018	Fall 2019	Fall 2020
1 - Freshmen	1	5	2	3	3	2
2 - Sophomore	1		2	2	2	4
3 - Junior	1	2	2	1	3	2
4 - Senior	1	3	4	2	3	3
5 - Previous Degree	1					1
Grand Total	5	10	10	8	11	12



SMSU Art Teacher Education Program Data

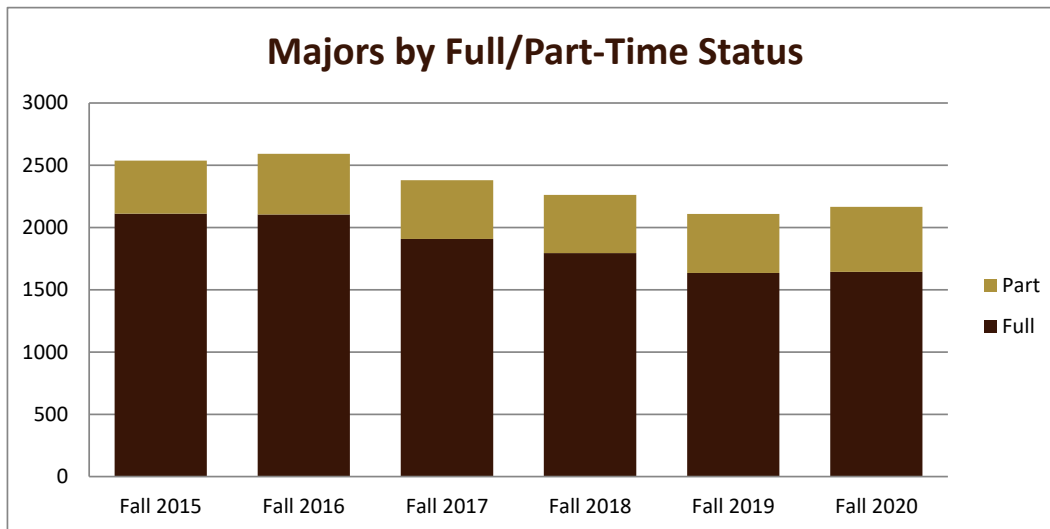
Majors Enrolled

Academic Years 2015-16 to 2020-21

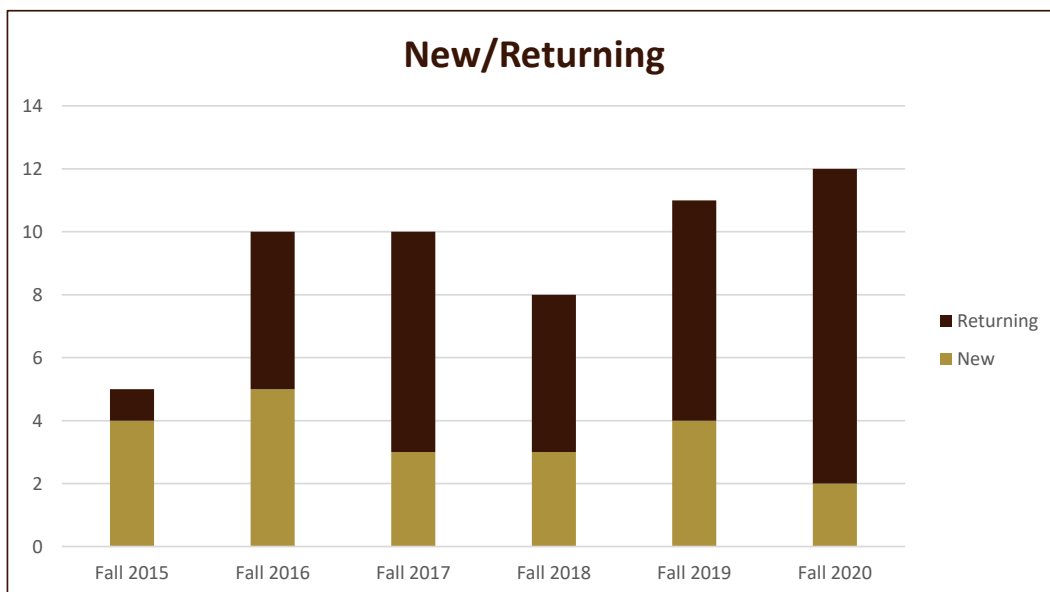
Using Fall Semester data (Fall 2015 to Fall 2020) for Term specific measures



Enrollment by FT/PT						
	Fall 2015	Fall 2016	Fall 2017	Fall 2018	Fall 2019	Fall 2020
Full	5	10	10	8	10	10
Part					1	2
Grand Total	5	10	10	8	11	12



New/Return Headcount						
	Fall 2015	Fall 2016	Fall 2017	Fall 2018	Fall 2019	Fall 2020
New	4	5	3	3	4	2
Returning	1	5	7	5	7	10
Grand Total	5	10	10	8	11	12



SMSU Art Teacher Education Program Data

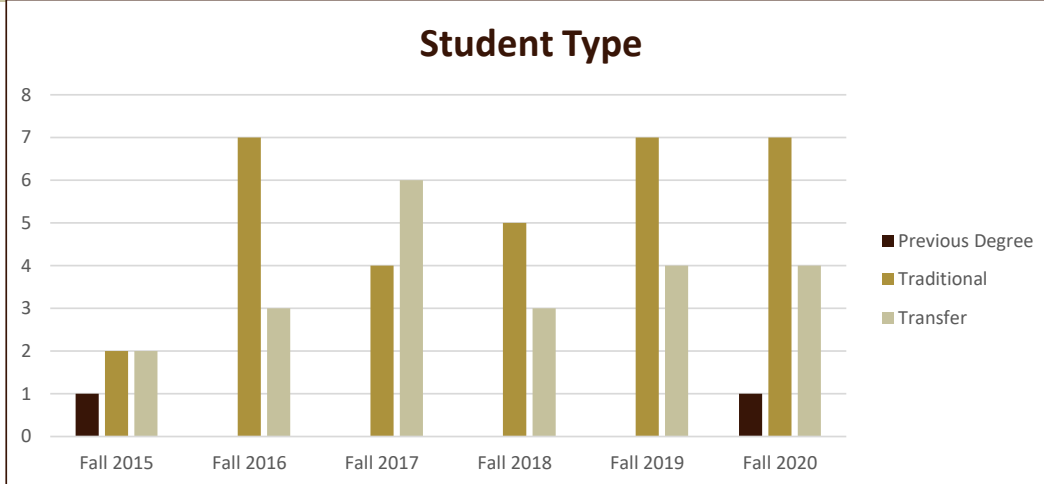
Majors Enrolled

Academic Years 2015-16 to 2020-21

Using Fall Semester data (Fall 2015 to Fall 2020) for Term specific measures



Student Type	Fall 2015	Fall 2016	Fall 2017	Fall 2018	Fall 2019	Fall 2020
Previous Degree	1					1
Traditional	2	7	4	5	7	7
Transfer	2	3	6	3	4	4
Grand Total	5	10	10	8	11	12



	Fall 2015	Fall 2016	Fall 2017	Fall 2018	Fall 2019	Fall 2020
Program ACT Avg.	21.5	19.6	24.0	22.5	20.3	14.5
SMSU Avg.	21.5	21.3	21.5	20.7	21.2	21.0

	Fall 2015	Fall 2016	Fall 2017	Fall 2018	Fall 2019	Fall 2020
Program H.S. Rank Avg.	70.3	45.2	52.0	52.0	57.3	39.0
SMSU Avg.	57.7	54.6	53.6	50.9	57.6	54.2

	Fall 2015	Fall 2016	Fall 2017	Fall 2019	Fall 2020	
Program Avg. GPA	3.65	2.42	3.01	3.22	3.51	
SMSU Avg.	3.23	3.22	3.22	3.10	3.23	3.22

	Fall 2015	Fall 2016	Fall 2017	Fall 2018	Fall 2019	Fall 2020
Program Avg. Credits	14.50	15.20	14.00	14.67	12.75	13.50
SMSU Avg.	14.81	14.77	14.77	14.31	14.95	15.18