

# SMSU Chemistry Education Program Data

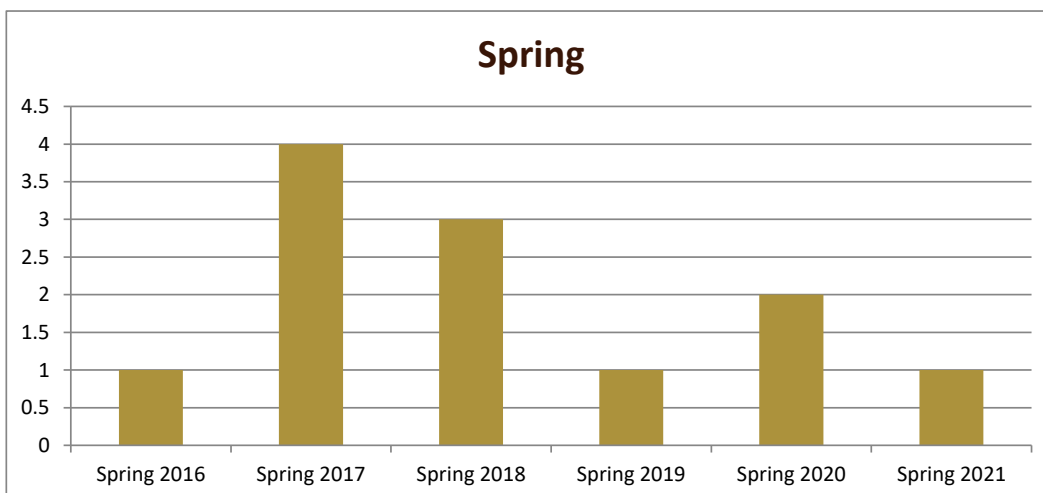
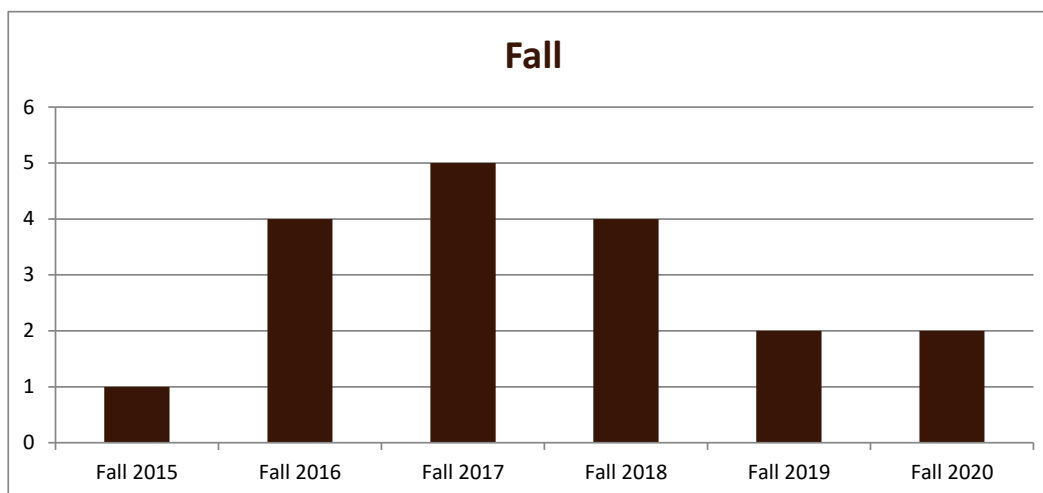
## Majors Enrolled

Academic Years 2015-16 to 2020-21

Using Fall Semester data (Fall 2015 to Fall 2020) for Term specific measures



Enrollment by Term						
	2016	2017	2018	2019	2020	2021
Fall	1	4	5	4	2	2
Spring	1	4	3	1	2	1
Summer	1			2		



# SMSU Chemistry Education Program Data

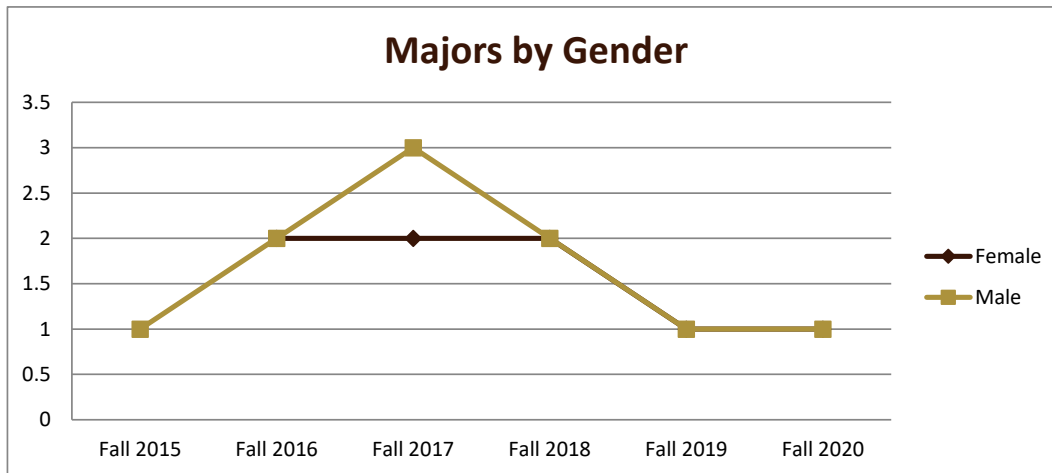
## Majors Enrolled

Academic Years 2015-16 to 2020-21

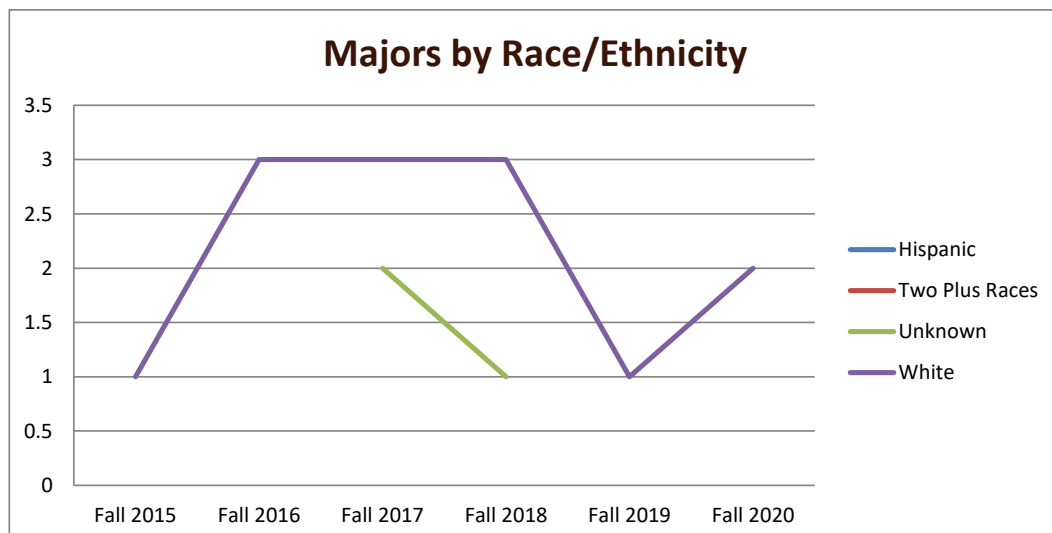
Using Fall Semester data (Fall 2015 to Fall 2020) for Term specific measures



Enrollment by Gender						
	Fall 2015	Fall 2016	Fall 2017	Fall 2018	Fall 2019	Fall 2020
Female		2	2	2	1	1
Male	1	2	3	2	1	1
<b>Grand Total</b>	<b>1</b>	<b>4</b>	<b>5</b>	<b>4</b>	<b>2</b>	<b>2</b>



Enrollment by Race/Ethnicity						
	Fall 2015	Fall 2016	Fall 2017	Fall 2018	Fall 2019	Fall 2020
Hispanic					1	
Two Plus Races		1				
Unknown			2	1		
White	1	3	3	3	1	2
<b>Grand Total</b>	<b>1</b>	<b>4</b>	<b>5</b>	<b>4</b>	<b>2</b>	<b>2</b>



# SMSU Chemistry Education Program Data

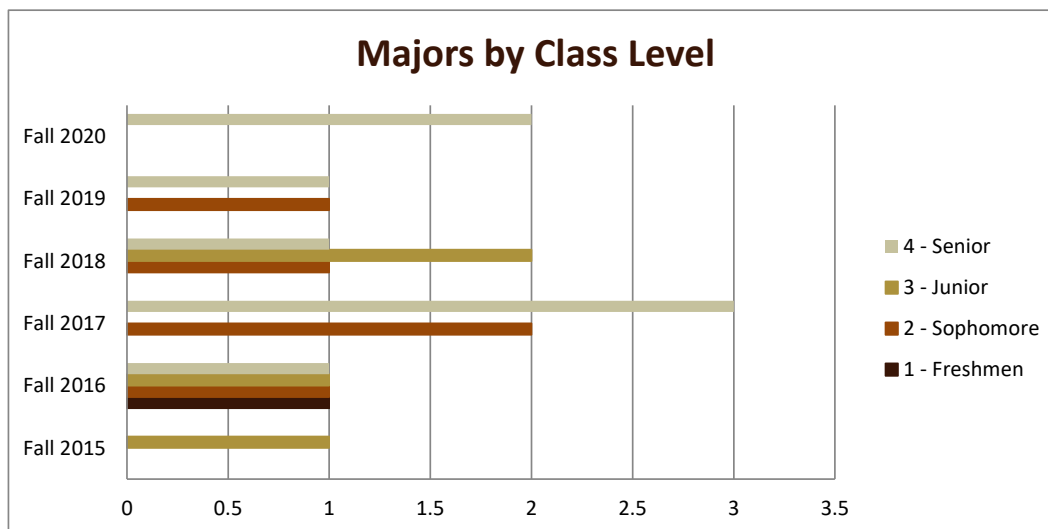
## Majors Enrolled

Academic Years 2015-16 to 2020-21

Using Fall Semester data (Fall 2015 to Fall 2020) for Term specific measures



Enrollment by Class						
	Fall 2015	Fall 2016	Fall 2017	Fall 2018	Fall 2019	Fall 2020
1 - Freshmen		1				
2 - Sophomore		1	2	1	1	
3 - Junior	1	1		2		
4 - Senior		1	3	1	1	2
<b>Grand Total</b>	<b>1</b>	<b>4</b>	<b>5</b>	<b>4</b>	<b>2</b>	<b>2</b>



# SMSU Chemistry Education Program Data

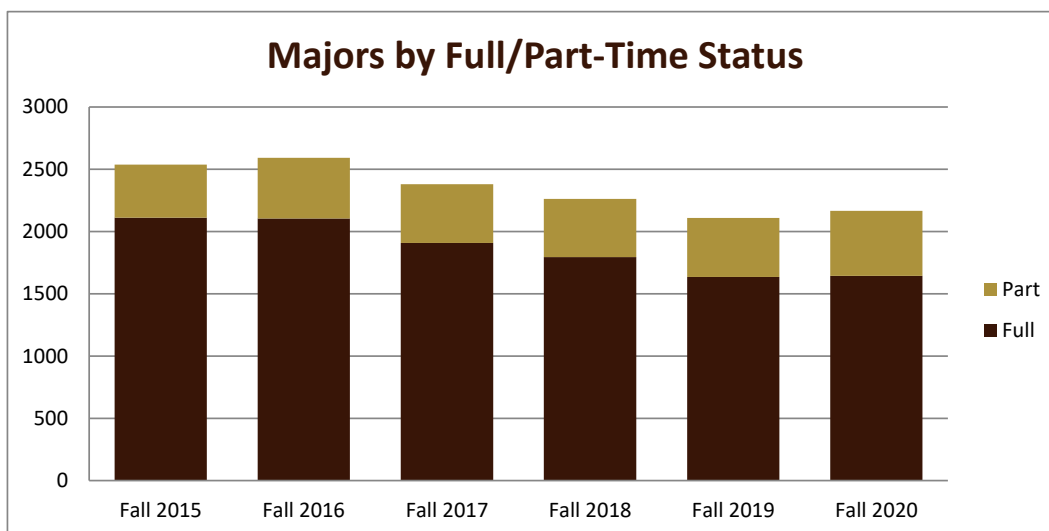
## Majors Enrolled

Academic Years 2015-16 to 2020-21

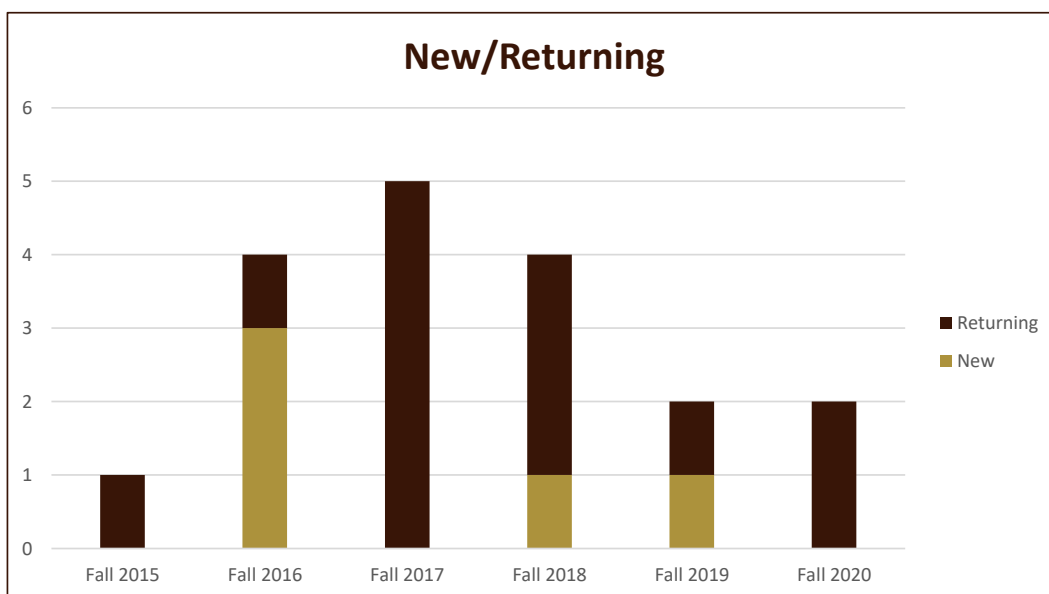
Using Fall Semester data (Fall 2015 to Fall 2020) for Term specific measures



Enrollment by FT/PT						
	Fall 2015	Fall 2016	Fall 2017	Fall 2018	Fall 2019	Fall 2020
Full	1	4	5	4	2	2
<b>Grand Total</b>	<b>1</b>	<b>4</b>	<b>5</b>	<b>4</b>	<b>2</b>	<b>2</b>



New/Return Headcount						
	Fall 2015	Fall 2016	Fall 2017	Fall 2018	Fall 2019	Fall 2020
New		3		1	1	
Returning	1	1	5	3	1	2
<b>Grand Total</b>	<b>1</b>	<b>4</b>	<b>5</b>	<b>4</b>	<b>2</b>	<b>2</b>



# SMSU Chemistry Education Program Data

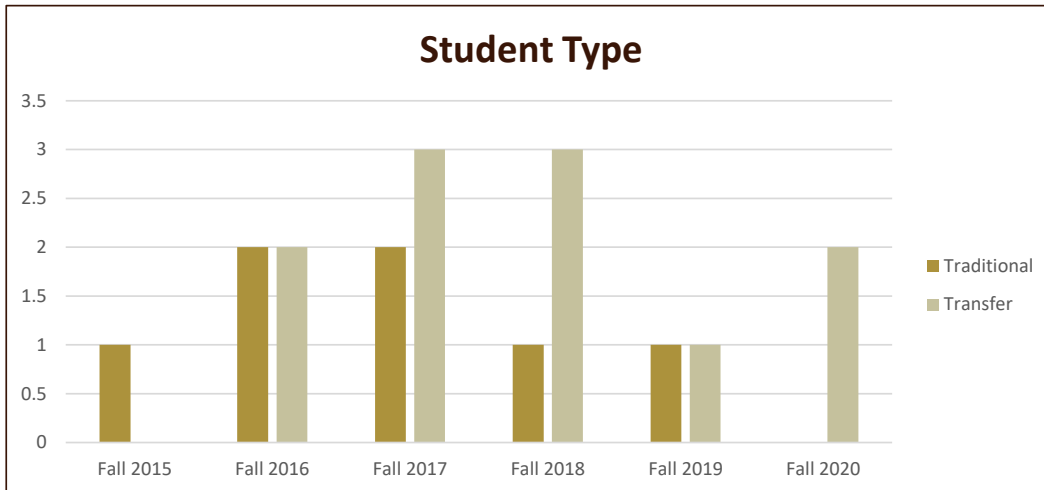
## Majors Enrolled

Academic Years 2015-16 to 2020-21

Using Fall Semester data (Fall 2015 to Fall 2020) for Term specific measures



Student Type	Fall 2015	Fall 2016	Fall 2017	Fall 2018	Fall 2019	Fall 2020
Traditional	1	2	2	1	1	
Transfer		2	3	3	1	2
<b>Grand Total</b>	<b>1</b>	<b>4</b>	<b>5</b>	<b>4</b>	<b>2</b>	<b>2</b>



	Fall 2016	Fall 2019				
<b>Program ACT Avg.</b>	<b>19.5</b>	<b>28.0</b>				
SMSU Avg.	21.5	21.3	21.5	20.7	21.2	21.0

	Fall 2016	Fall 2018	Fall 2019			
<b>Program H.S. Rank Avg.</b>	<b>45.5</b>	<b>99.0</b>	<b>66.0</b>			
SMSU Avg.	57.7	54.6	53.6	50.9	57.6	54.2

	Fall 2016					
<b>Program Avg. GPA</b>	<b>2.92</b>					
SMSU Avg.	3.23	3.22	3.22	3.10	3.23	3.22

	Fall 2016	Fall 2018	Fall 2019			
<b>Program Avg. Credits</b>	<b>13.00</b>	<b>17.00</b>	<b>15.00</b>			
SMSU Avg.	14.81	14.77	14.77	14.31	14.95	15.18