

# SMSU Chemistry Program Data

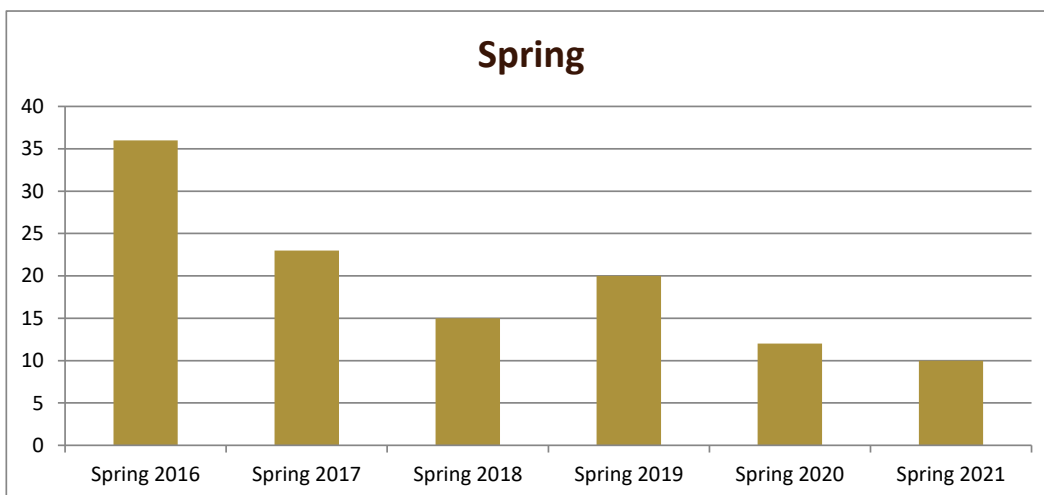
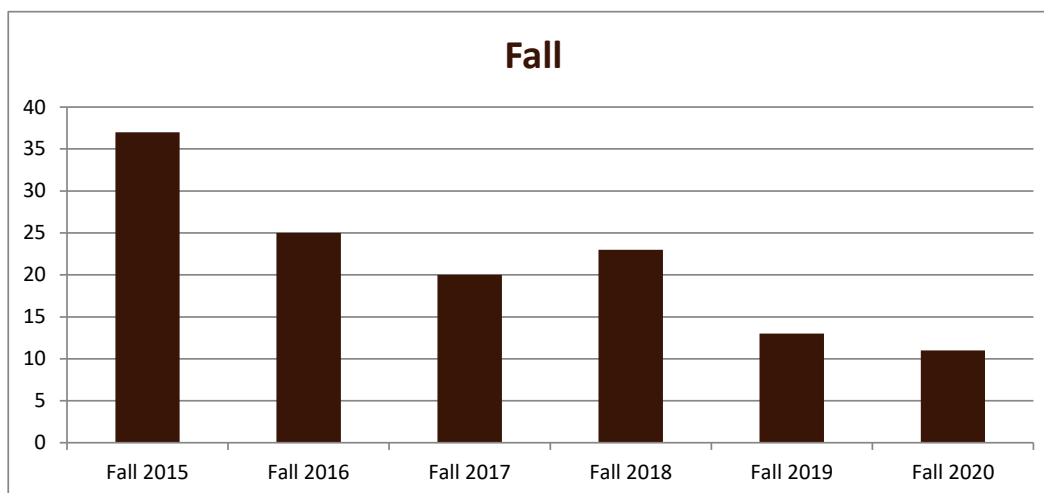
## Majors Enrolled

Academic Years 2015-16 to 2020-21

Using Fall Semester data (Fall 2015 to Fall 2020) for Term specific measures



Enrollment by Term						
	2016	2017	2018	2019	2020	2021
Fall	37	25	20	23	13	11
Spring	36	23	15	20	12	10
Summer	8	7	5	6	4	2



# SMSU Chemistry Program Data

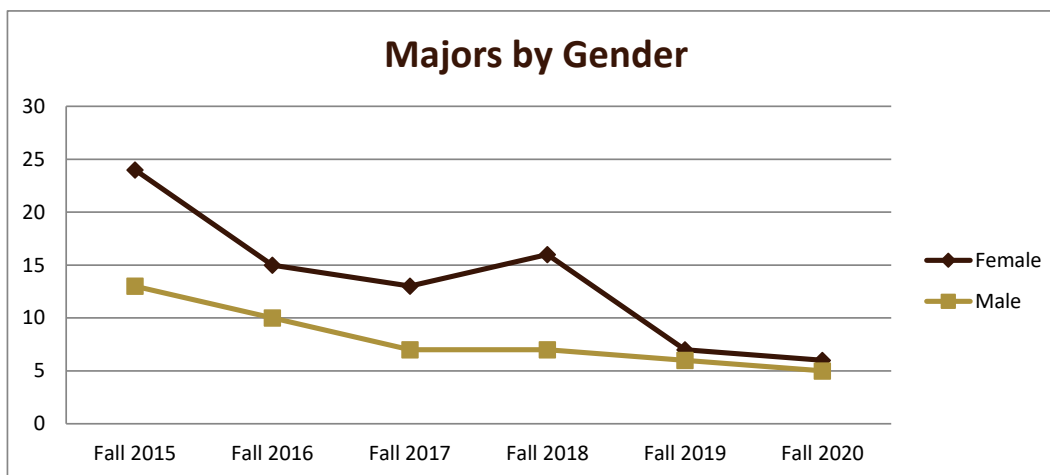
## Majors Enrolled

Academic Years 2015-16 to 2020-21

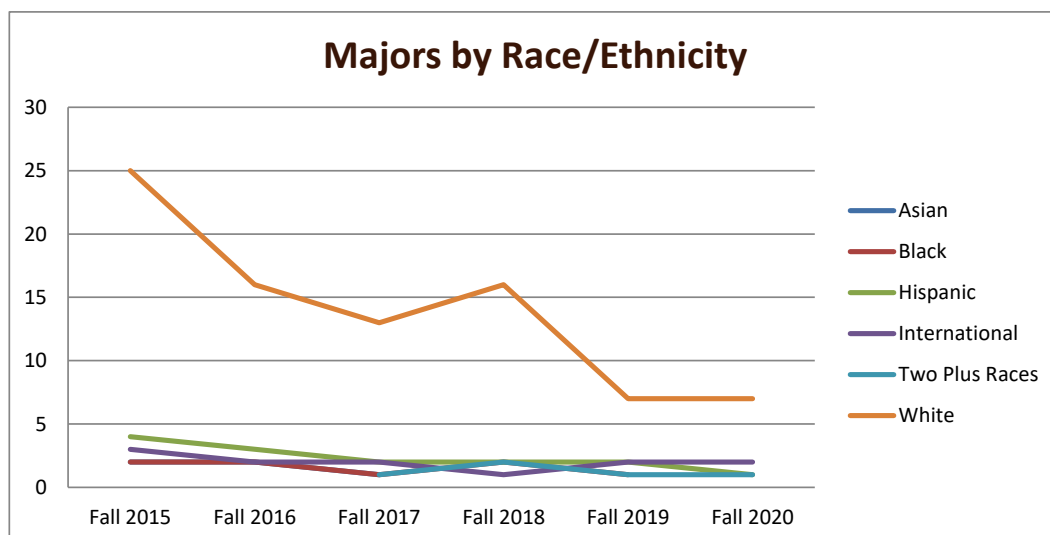
Using Fall Semester data (Fall 2015 to Fall 2020) for Term specific measures



Enrollment by Gender						
	Fall 2015	Fall 2016	Fall 2017	Fall 2018	Fall 2019	Fall 2020
Female	24	15	13	16	7	6
Male	13	10	7	7	6	5
<b>Grand Total</b>	<b>37</b>	<b>25</b>	<b>20</b>	<b>23</b>	<b>13</b>	<b>11</b>



Enrollment by Race/Ethnicity						
	Fall 2015	Fall 2016	Fall 2017	Fall 2018	Fall 2019	Fall 2020
Asian	2	2	1			
Black	2	2	1	2	1	
Hispanic	4	3	2	2	2	1
International	3	2	2	1	2	2
Two Plus Races	1		1	2	1	1
White	25	16	13	16	7	7
<b>Grand Total</b>	<b>37</b>	<b>25</b>	<b>20</b>	<b>23</b>	<b>13</b>	<b>11</b>



# SMSU Chemistry Program Data

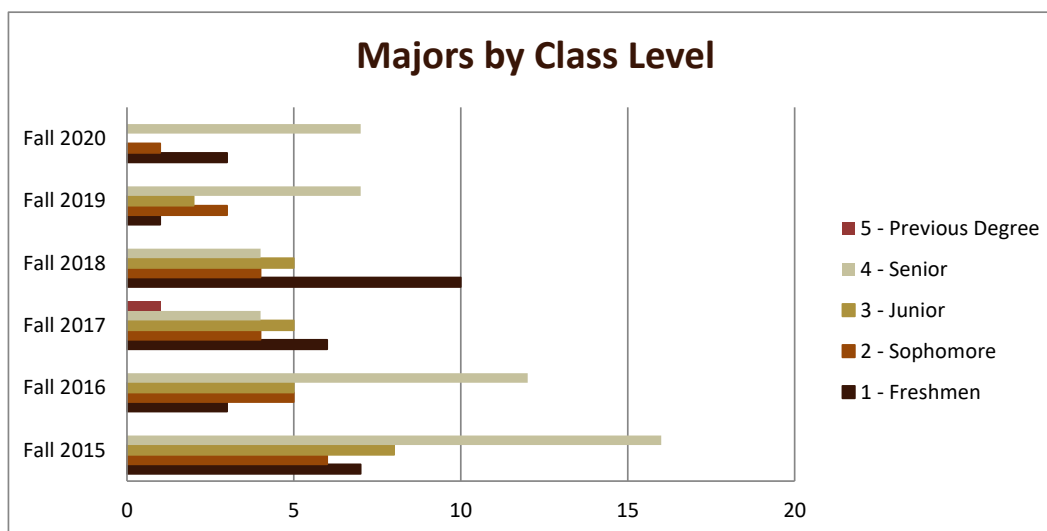
## Majors Enrolled

Academic Years 2015-16 to 2020-21

Using Fall Semester data (Fall 2015 to Fall 2020) for Term specific measures



Enrollment by Class						
	Fall 2015	Fall 2016	Fall 2017	Fall 2018	Fall 2019	Fall 2020
1 - Freshmen	7	3	6	10	1	3
2 - Sophomore	6	5	4	4	3	1
3 - Junior	8	5	5	5	2	
4 - Senior	16	12	4	4	7	7
5 - Previous Degree			1			
<b>Grand Total</b>	<b>37</b>	<b>25</b>	<b>20</b>	<b>23</b>	<b>13</b>	<b>11</b>



# SMSU Chemistry Program Data

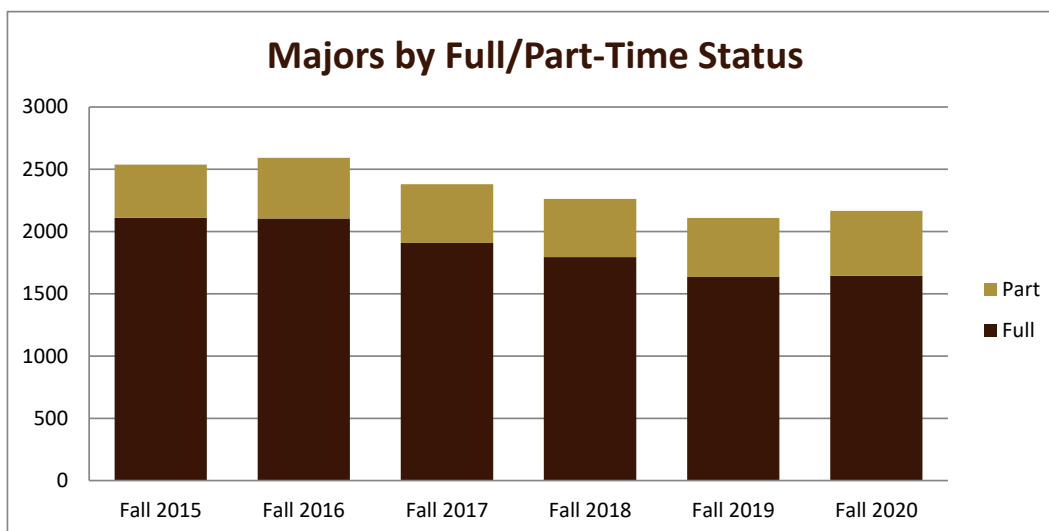
## Majors Enrolled

Academic Years 2015-16 to 2020-21

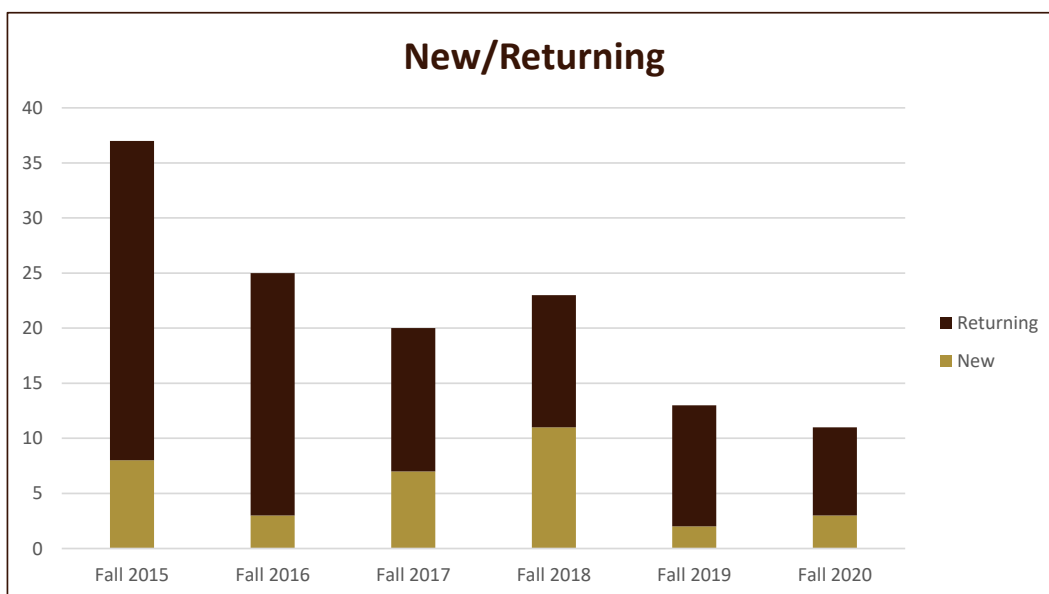
Using Fall Semester data (Fall 2015 to Fall 2020) for Term specific measures



Enrollment by FT/PT						
	Fall 2015	Fall 2016	Fall 2017	Fall 2018	Fall 2019	Fall 2020
Full	34	23	20	23	13	9
Part	3	2				2
<b>Grand Total</b>	<b>37</b>	<b>25</b>	<b>20</b>	<b>23</b>	<b>13</b>	<b>11</b>



New/Return Headcount						
	Fall 2015	Fall 2016	Fall 2017	Fall 2018	Fall 2019	Fall 2020
New	8	3	7	11	2	3
Returning	29	22	13	12	11	8
<b>Grand Total</b>	<b>37</b>	<b>25</b>	<b>20</b>	<b>23</b>	<b>13</b>	<b>11</b>



# SMSU Chemistry Program Data

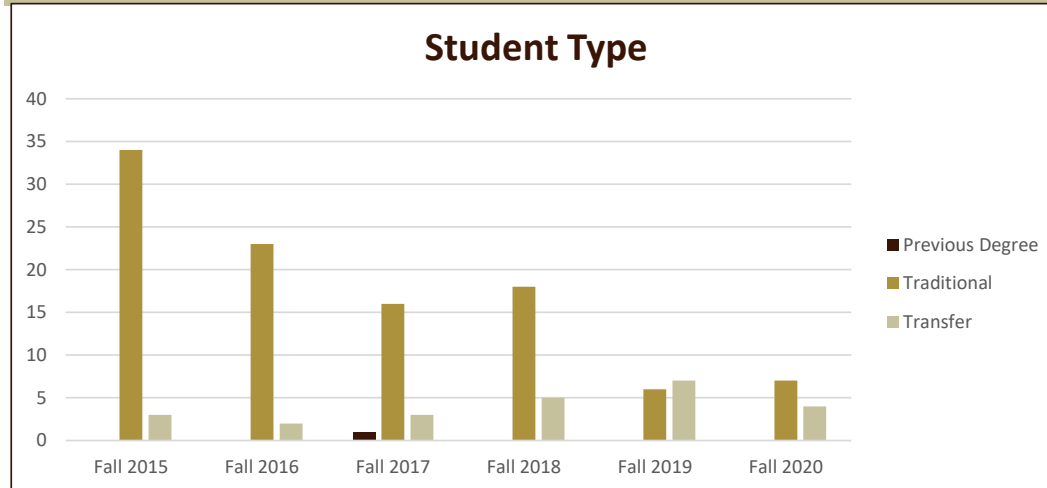
## Majors Enrolled

Academic Years 2015-16 to 2020-21

Using Fall Semester data (Fall 2015 to Fall 2020) for Term specific measures



Student Type	Fall 2015	Fall 2016	Fall 2017	Fall 2018	Fall 2019	Fall 2020
Previous Degree			1			
Traditional	34	23	16	18	6	7
Transfer	3	2	3	5	7	4
<b>Grand Total</b>	<b>37</b>	<b>25</b>	<b>20</b>	<b>23</b>	<b>13</b>	<b>11</b>



	Fall 2015	Fall 2016	Fall 2017	Fall 2018	Fall 2019	Fall 2020
<b>Program ACT Avg.</b>	<b>24.3</b>	<b>21.5</b>	<b>24.5</b>	<b>25.7</b>	<b>30.0</b>	<b>27.7</b>
SMSU Avg.	21.5	21.3	21.5	20.7	21.2	21.0

	Fall 2015	Fall 2016	Fall 2017	Fall 2018	Fall 2019	Fall 2020
<b>Program H.S. Rank Avg.</b>	<b>60.0</b>	<b>76.7</b>	<b>74.8</b>	<b>84.9</b>	<b>72.0</b>	<b>36.5</b>
SMSU Avg.	57.7	54.6	53.6	50.9	57.6	54.2

	Fall 2015	Fall 2016	Fall 2017	Fall 2018	Fall 2019	Fall 2020
<b>Program Avg. GPA</b>	<b>2.72</b>	<b>3.63</b>	<b>2.71</b>	<b>3.73</b>	<b>3.41</b>	<b>3.33</b>
SMSU Avg.	3.23	3.22	3.22	3.10	3.23	3.22

	Fall 2015	Fall 2016	Fall 2017	Fall 2018	Fall 2019	Fall 2020
<b>Program Avg. Credits</b>	<b>15.88</b>	<b>12.33</b>	<b>14.29</b>	<b>15.73</b>	<b>14.00</b>	<b>15.67</b>
SMSU Avg.	14.81	14.77	14.77	14.31	14.95	15.18