

# SMSU Comm. Arts and Lit Ed Speech Program Data

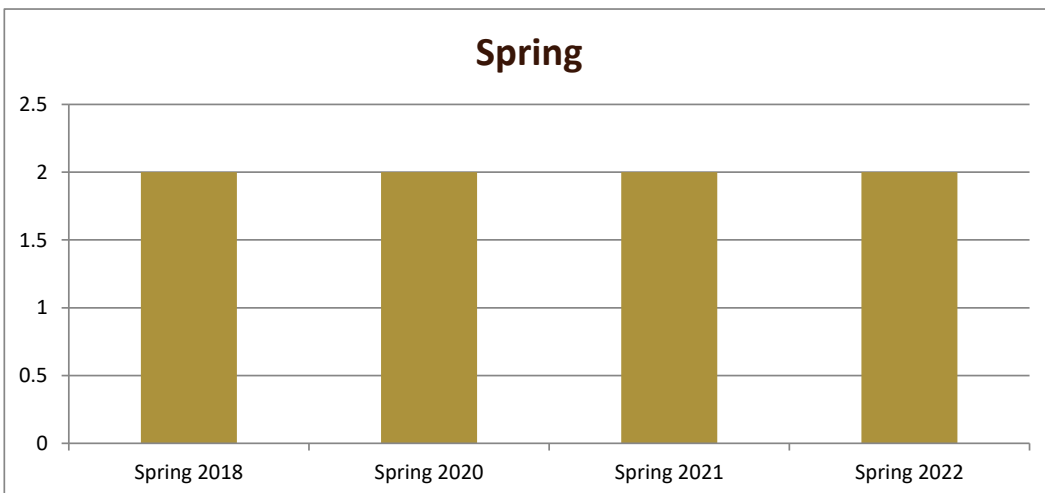
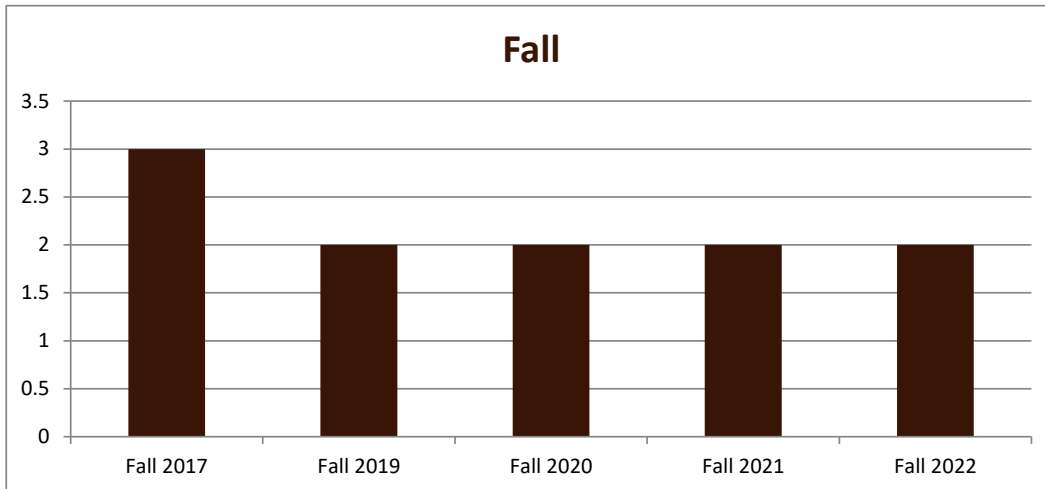
## Majors Enrolled

Academic Years 2017-18 to 2022-23

Using Fall Semester data (Fall 2017 to Fall 2022) for Term specific measures



Enrollment by Term						
	2018	2019	2020	2021	2022	2023
Fall	3		2	2	2	2
Spring	2		2	2	2	
Summer		1			1	1



# SMSU Comm. Arts and Lit Ed Speech Program Data

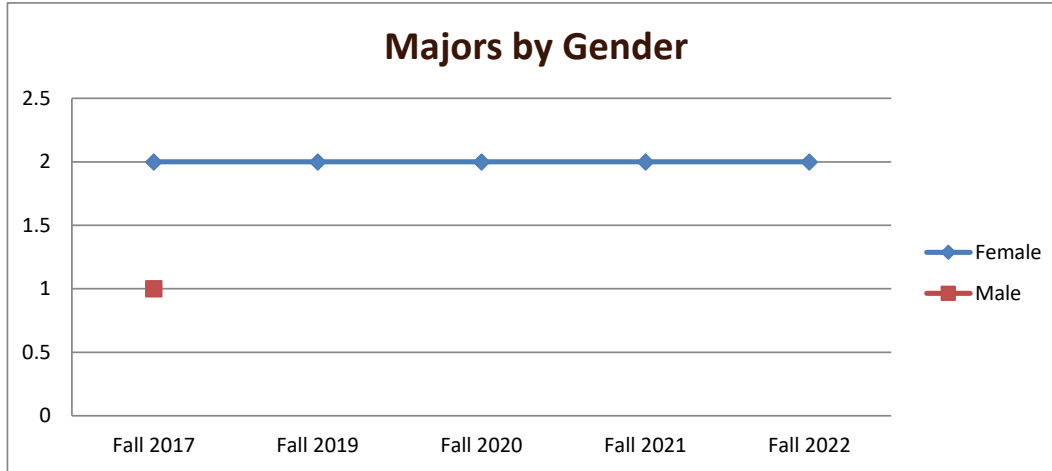
## Majors Enrolled

Academic Years 2017-18 to 2022-23

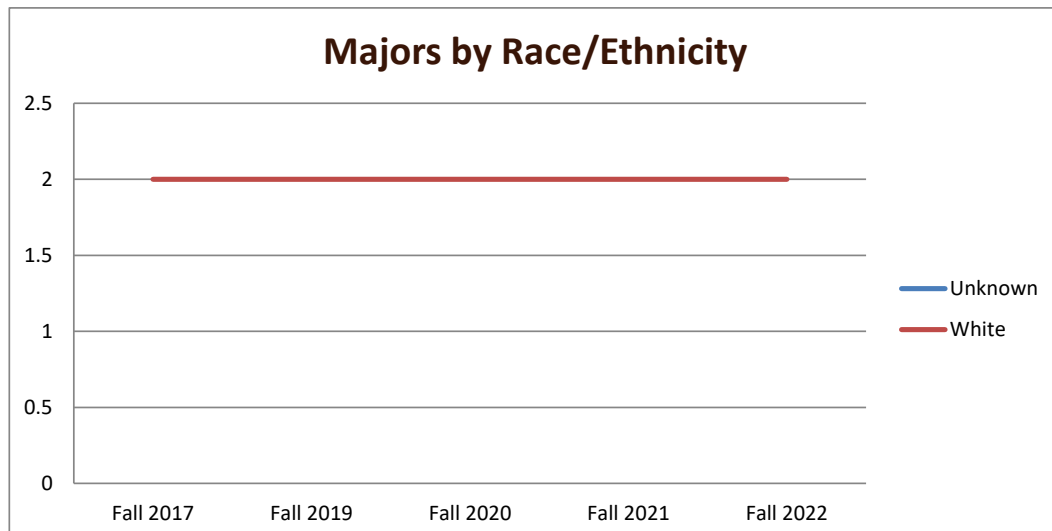
Using Fall Semester data (Fall 2017 to Fall 2022) for Term specific measures



Enrollment by Gender					
	Fall 2017	Fall 2019	Fall 2020	Fall 2021	Fall 2022
Female	2	2	2	2	2
Male	1				
<b>Grand Total</b>	<b>3</b>	<b>2</b>	<b>2</b>	<b>2</b>	<b>2</b>



Enrollment by Race/Ethnicity					
	Fall 2017	Fall 2019	Fall 2020	Fall 2021	Fall 2022
Unknown	1				
White	2	2	2	2	2
<b>Grand Total</b>	<b>3</b>	<b>2</b>	<b>2</b>	<b>2</b>	<b>2</b>



# SMSU Comm. Arts and Lit Ed Speech Program Data

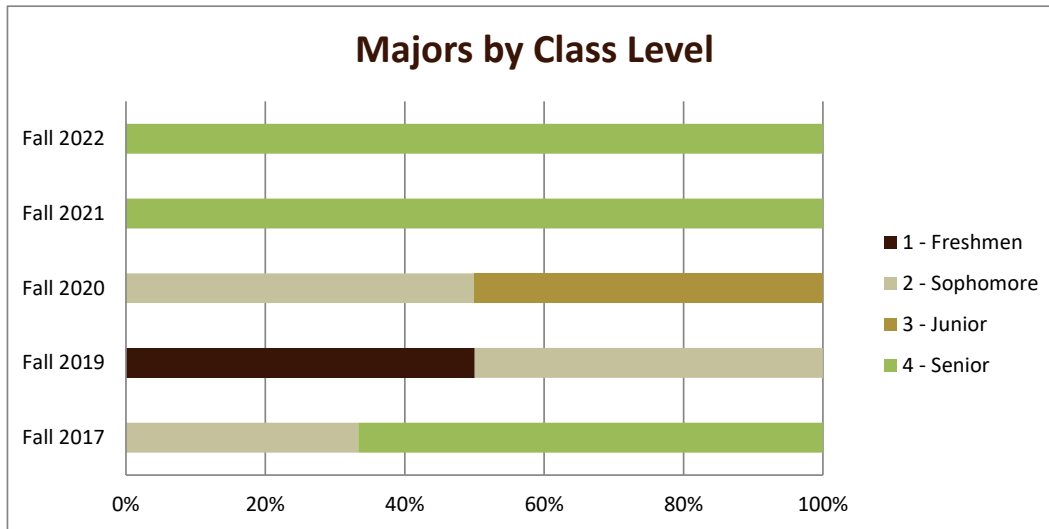
## Majors Enrolled

Academic Years 2017-18 to 2022-23

Using Fall Semester data (Fall 2017 to Fall 2022) for Term specific measures



Enrollment by Class					
	Fall 2017	Fall 2019	Fall 2020	Fall 2021	Fall 2022
1 - Freshmen		1			
2 - Sophomore	1	1	1		
3 - Junior			1		
4 - Senior	2			2	2
<b>Grand Total</b>	<b>3</b>	<b>2</b>	<b>2</b>	<b>2</b>	<b>2</b>



# SMSU Comm. Arts and Lit Ed Speech Program Data

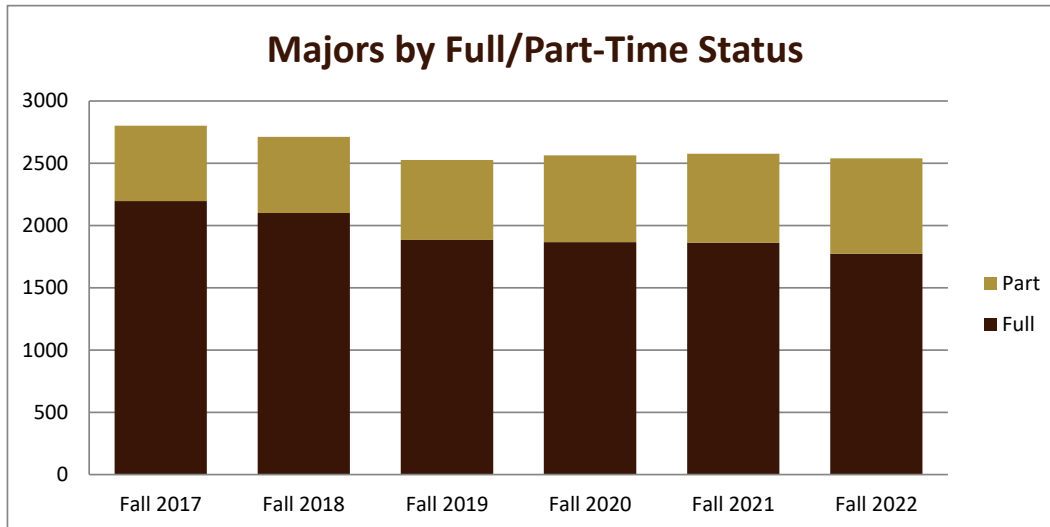
## Majors Enrolled

Academic Years 2017-18 to 2022-23

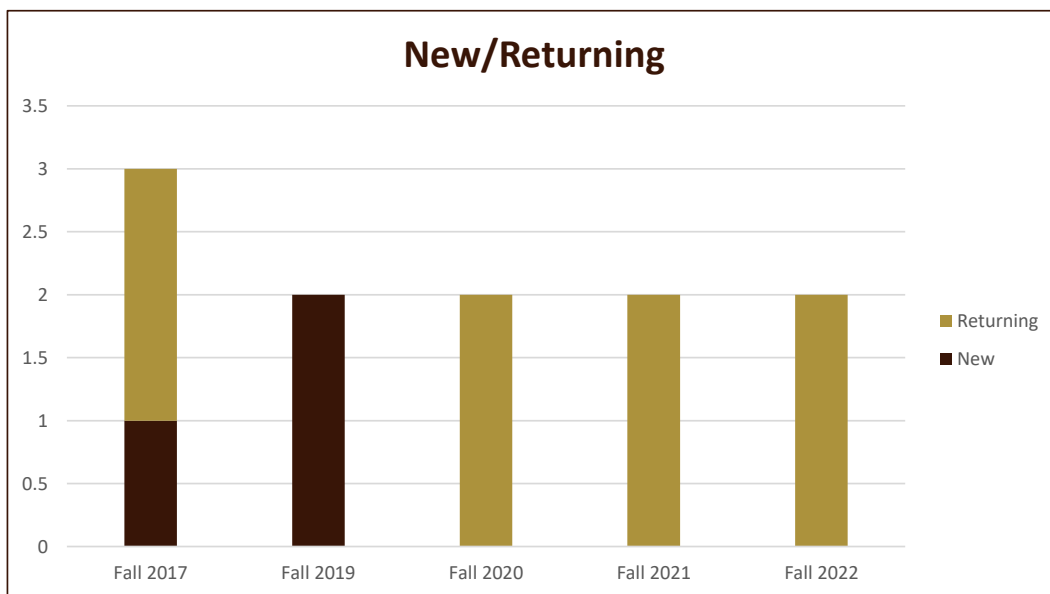
Using Fall Semester data (Fall 2017 to Fall 2022) for Term specific measures



Enrollment by FT/PT					
	Fall 2017	Fall 2019	Fall 2020	Fall 2021	Fall 2022
Full	3	2	2	2	2
<b>Grand Total</b>	<b>3</b>	<b>2</b>	<b>2</b>	<b>2</b>	<b>2</b>



New/Return Headcount					
	Fall 2017	Fall 2019	Fall 2020	Fall 2021	Fall 2022
New	1	2			
Returning	2		2	2	2
<b>Grand Total</b>	<b>3</b>	<b>2</b>	<b>2</b>	<b>2</b>	<b>2</b>



# SMSU Comm. Arts and Lit Ed Speech Program Data

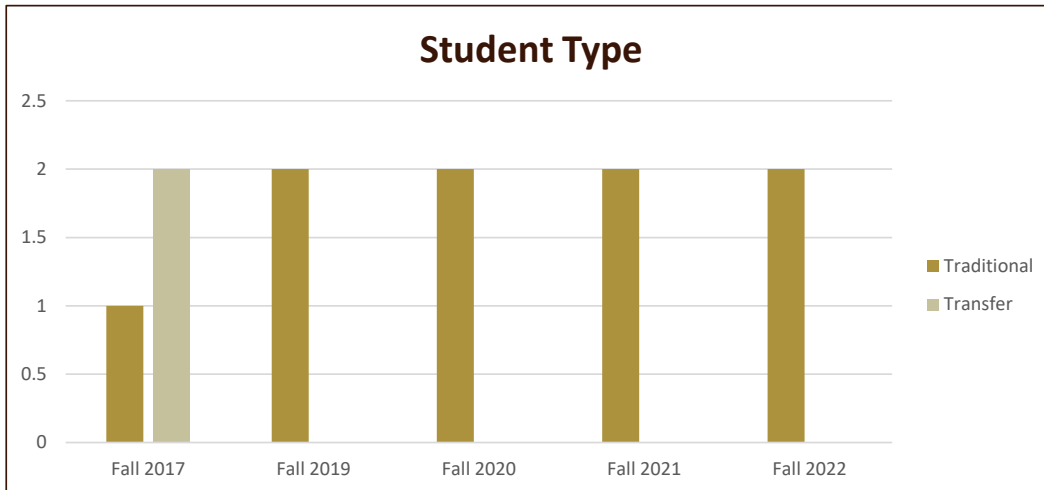
## Majors Enrolled



Academic Years 2017-18 to 2022-23

Using Fall Semester data (Fall 2017 to Fall 2022) for Term specific measures

Student Type	Fall 2017	Fall 2019	Fall 2020	Fall 2021	Fall 2022
Traditional	1	2	2	2	2
Transfer	2				
<b>Grand Total</b>	<b>3</b>	<b>2</b>	<b>2</b>	<b>2</b>	<b>2</b>



	Fall 2017	Fall 2019	Fall 2020	Fall 2021	Fall 2022	Fall 2023
<b>Program ACT Avg.</b>	<b>24.0</b>	<b>24.0</b>				
SMSU Avg.	21.1	20.7	21.3	20.3	20.7	19.8

	Fall 2019	Fall 2020	Fall 2021	Fall 2022	Fall 2023
<b>Program H.S. Rank Avg.</b>	<b>55.5</b>				
SMSU Avg.	56.1	54.4	56.7	57.2	60.8

	Fall 2019	Fall 2020	Fall 2021	Fall 2022	Fall 2023
<b>Program Avg. GPA</b>	<b>3.52</b>				
SMSU Avg.	2.68	2.93	3.01	3.02	3.15

	Fall 2017	Fall 2019	Fall 2020	Fall 2021	Fall 2022	Fall 2023
<b>Program Avg. Credits</b>	<b>12.00</b>	<b>15.50</b>				
SMSU Avg.	14.85	15.15	14.93	15.13	14.49	15.1