

SMSU Comm Studies Broad and Dig Med Program Data

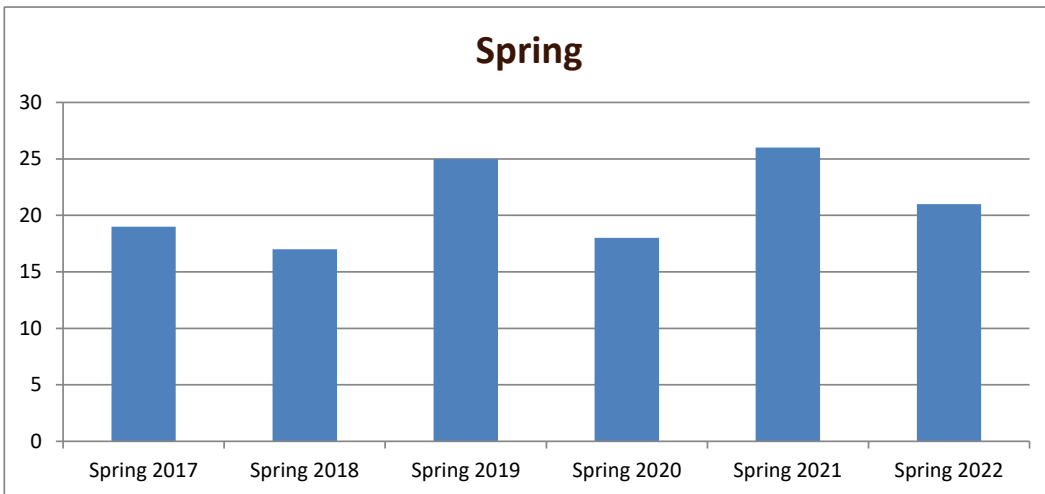
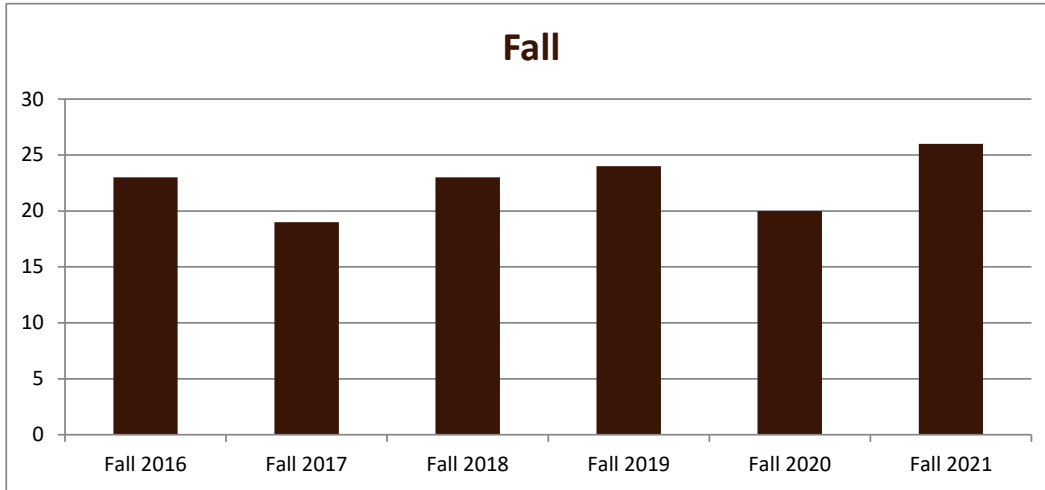
Majors Enrolled



Academic Years 2016-17 to 2021-22

Using Fall Semester data (Fall 2016 to Fall 2022) for Term specific measures

Enrollment by Term						
	2017	2018	2019	2020	2021	2022
Fall	23	19	23	24	20	26
Spring	19	17	25	18	26	21
Summer	3	1	2	5	10	7



SMSU Comm Studies Broad and Dig Med Program Data

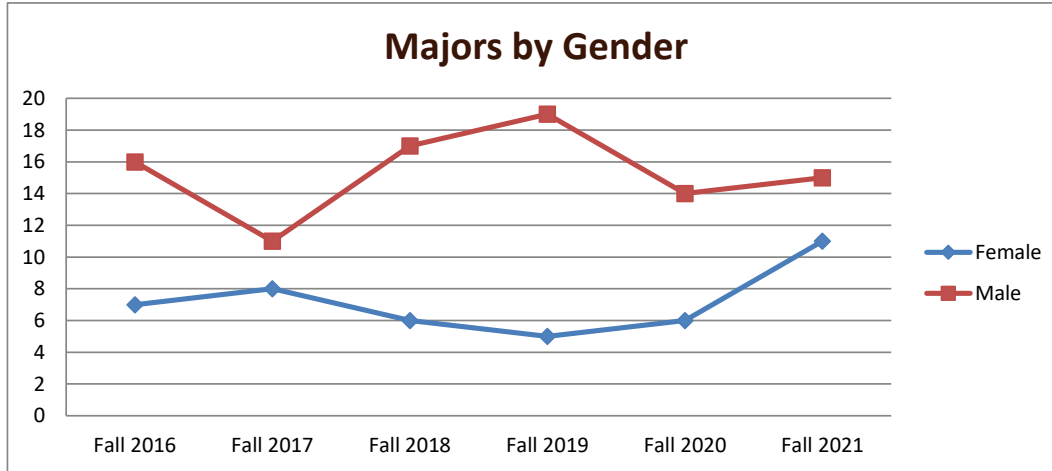
Majors Enrolled



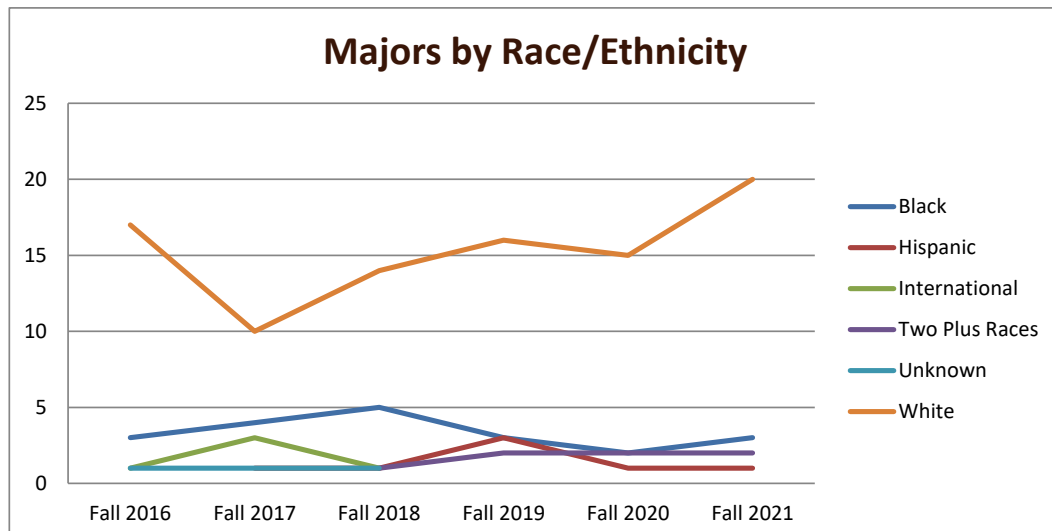
Academic Years 2016-17 to 2021-22

Using Fall Semester data (Fall 2016 to Fall 2022) for Term specific measures

Enrollment by Gender						
	Fall 2016	Fall 2017	Fall 2018	Fall 2019	Fall 2020	Fall 2021
Female	7	8	6	5	6	11
Male	16	11	17	19	14	15
Grand Total	23	19	23	24	20	26



Enrollment by Race/Ethnicity						
	Fall 2016	Fall 2017	Fall 2018	Fall 2019	Fall 2020	Fall 2021
Black	3	4	5	3	2	3
Hispanic		1	1	3	1	1
International	1	3	1			
Two Plus Races	1		1	2	2	2
Unknown	1	1	1			
White	17	10	14	16	15	20
Grand Total	23	19	23	24	20	26



SMSU Comm Studies Broad and Dig Med Program Data

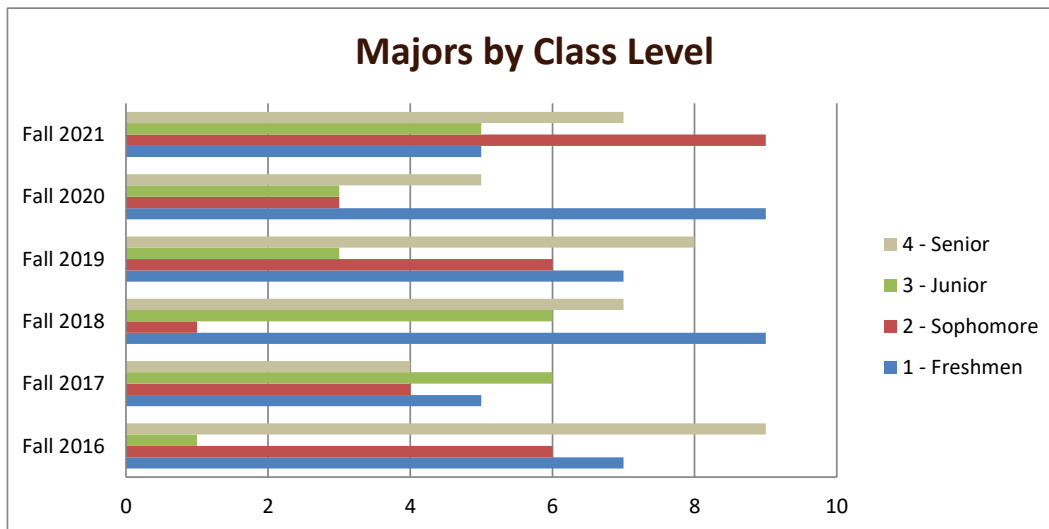
Majors Enrolled



Academic Years 2016-17 to 2021-22

Using Fall Semester data (Fall 2016 to Fall 2022) for Term specific measures

Enrollment by Class						
	Fall 2016	Fall 2017	Fall 2018	Fall 2019	Fall 2020	Fall 2021
1 - Freshmen	7	5	9	7	9	5
2 - Sophomore	6	4	1	6	3	9
3 - Junior	1	6	6	3	3	5
4 - Senior	9	4	7	8	5	7
Grand Total	23	19	23	24	20	26



SMSU Comm Studies Broad and Dig Med Program Data

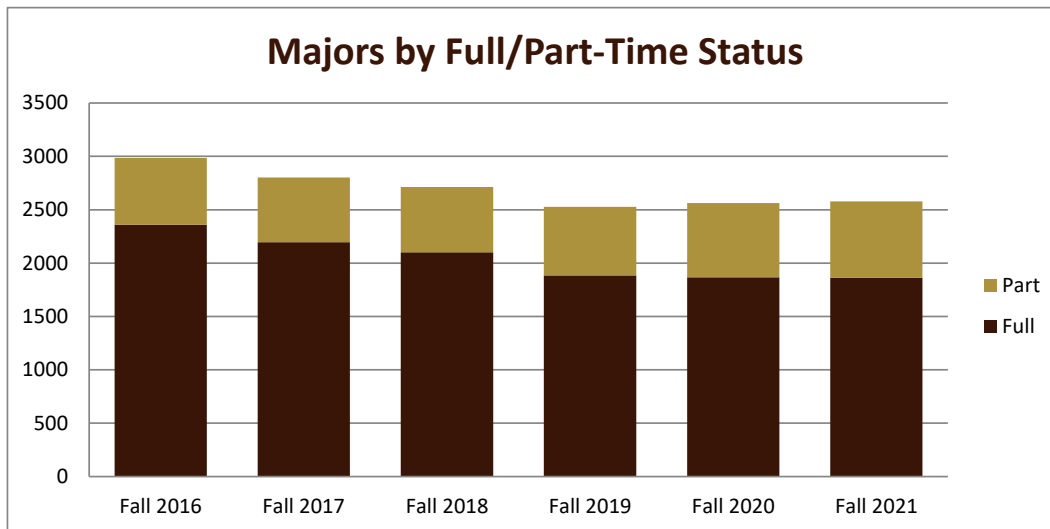
Majors Enrolled



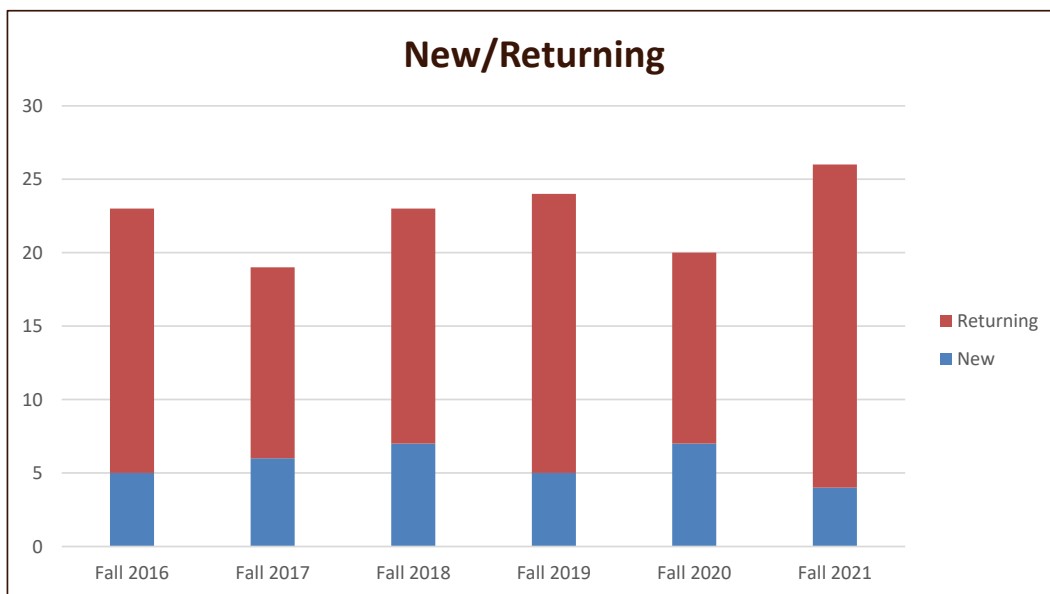
Academic Years 2016-17 to 2021-22

Using Fall Semester data (Fall 2016 to Fall 2022) for Term specific measures

Enrollment by FT/PT						
	Fall 2016	Fall 2017	Fall 2018	Fall 2019	Fall 2020	Fall 2021
Full	23	18	23	21	18	24
Part		1		3	2	2
Grand Total	23	19	23	24	20	26



New/Return Headcount						
	Fall 2016	Fall 2017	Fall 2018	Fall 2019	Fall 2020	Fall 2021
New	5	6	7	5	7	4
Returning	18	13	16	19	13	22
Grand Total	23	19	23	24	20	26



SMSU Comm Studies Broad and Dig Med Program Data

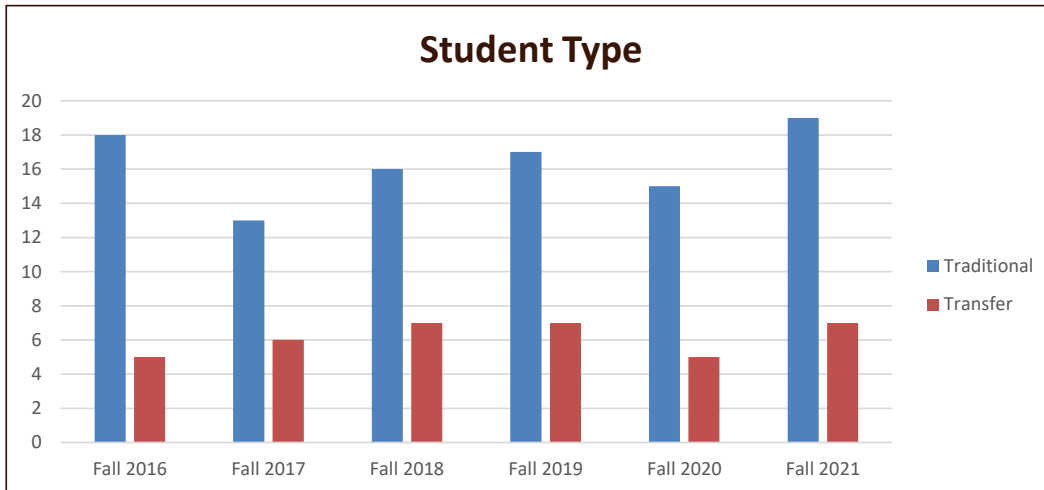
Majors Enrolled



Academic Years 2016-17 to 2021-22

Using Fall Semester data (Fall 2016 to Fall 2022) for Term specific measures

Student Type	Fall 2016	Fall 2017	Fall 2018	Fall 2019	Fall 2020	Fall 2021
Traditional	18	13	16	17	15	19
Transfer	5	6	7	7	5	7
Grand Total	23	19	23	24	20	26



	Fall 2016	Fall 2017	Fall 2018	Fall 2019	Fall 2020	Fall 2021
Program ACT Avg.	21.0	18.0	21.5	23.8	20.3	19.0
SMSU Avg.	20.7	21.1	20.7	21.3	20.3	20.7

	Fall 2016	Fall 2017	Fall 2018	Fall 2019	Fall 2020	Fall 2021
Program H.S. Rank Avg.	35.3	31.0	50.3	35.0	42.5	54.0
SMSU Avg.	50.7	56.1	54.4	56.7	57.2	60.8

	Fall 2015	Fall 2016	Fall 2017	Fall 2018	Fall 2019	Fall 2020
Program Avg. GPA	3.10	0.00	3.22	3.09	3.35	3.07
SMSU Avg.	2.45	2.68	2.93	3.01	3.02	3.15

	Fall 2015	Fall 2016	Fall 2017	Fall 2018	Fall 2019	Fall 2020
Program Avg. Credits	13.83	14.00	14.17	14.14	13.80	15.14
SMSU Avg.	14.29	14.85	15.15	14.93	15.13	14.49