

# SMSU Comm. Arts and Lit Ed Speech Program Data

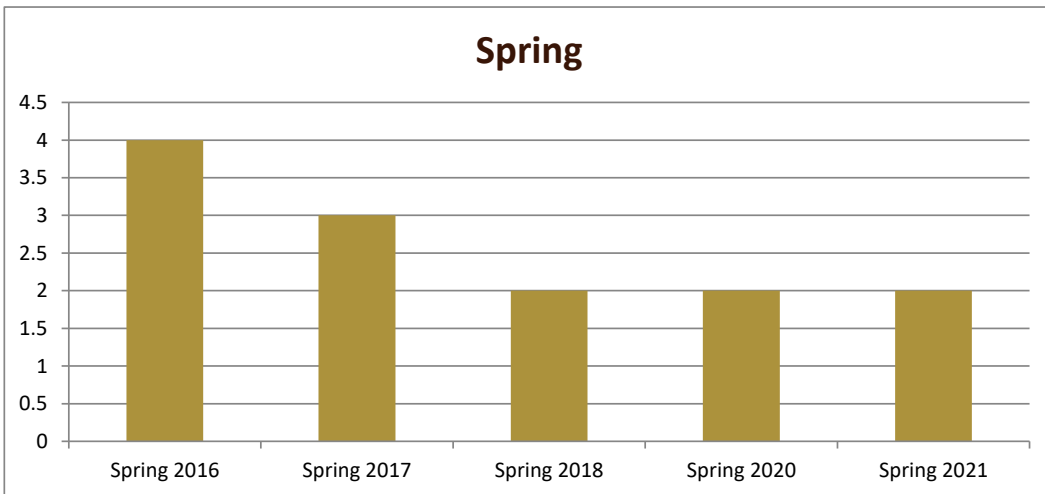
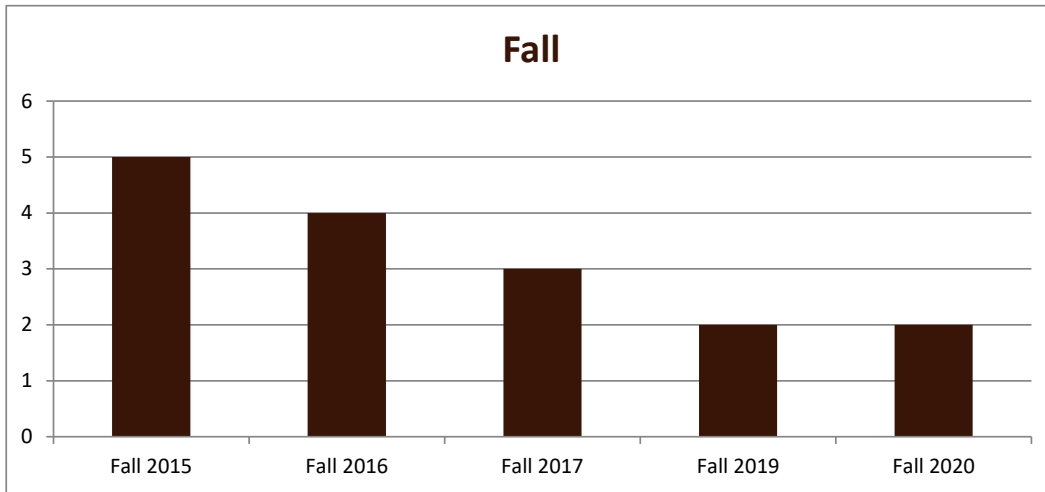
## Majors Enrolled

Academic Years 2015-16 to 2020-21

Using Fall Semester data (Fall 2015 to Fall 2020) for Term specific measures



Enrollment by Term						
	2016	2017	2018	2019	2020	2021
Fall	5	4	3		2	2
Spring	4	3	2		2	2
Summer	1	1		1		



# SMSU Comm. Arts and Lit Ed Speech Program Data

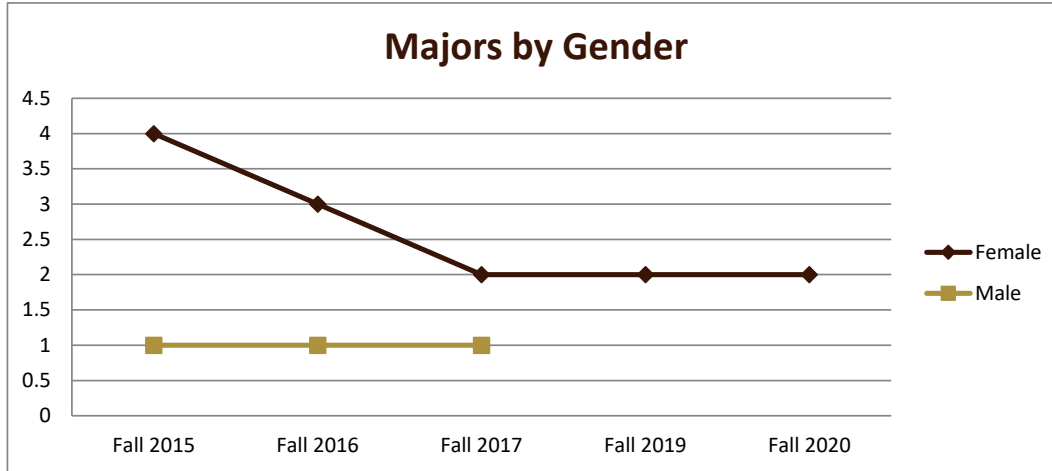
## Majors Enrolled

Academic Years 2015-16 to 2020-21

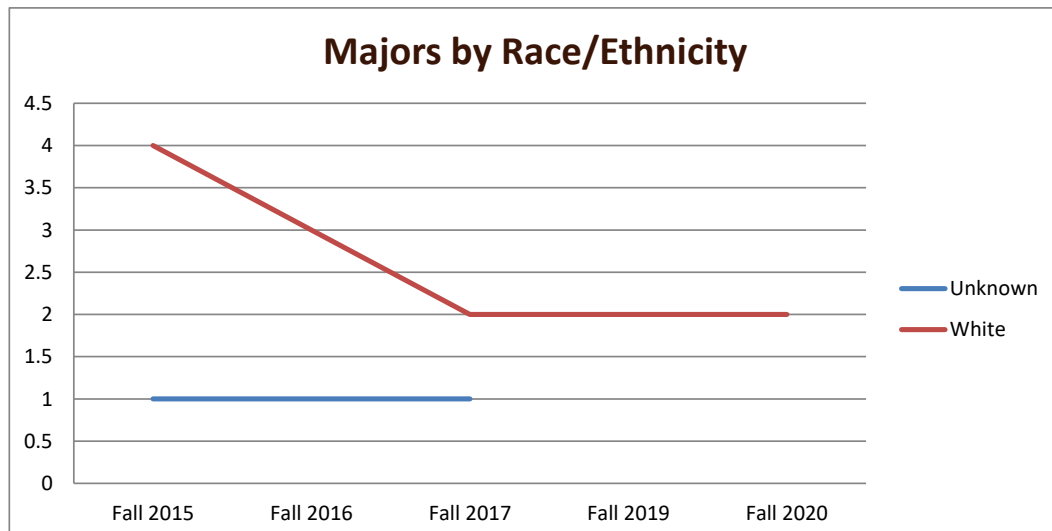
Using Fall Semester data (Fall 2015 to Fall 2020) for Term specific measures



Enrollment by Gender					
	Fall 2015	Fall 2016	Fall 2017	Fall 2019	Fall 2020
Female	4	3	2	2	2
Male	1	1	1		
<b>Grand Total</b>	<b>5</b>	<b>4</b>	<b>3</b>	<b>2</b>	<b>2</b>



Enrollment by Race/Ethnicity					
	Fall 2015	Fall 2016	Fall 2017	Fall 2019	Fall 2020
Unknown	1	1	1		
White	4	3	2	2	2
<b>Grand Total</b>	<b>5</b>	<b>4</b>	<b>3</b>	<b>2</b>	<b>2</b>



# SMSU Comm. Arts and Lit Ed Speech Program Data

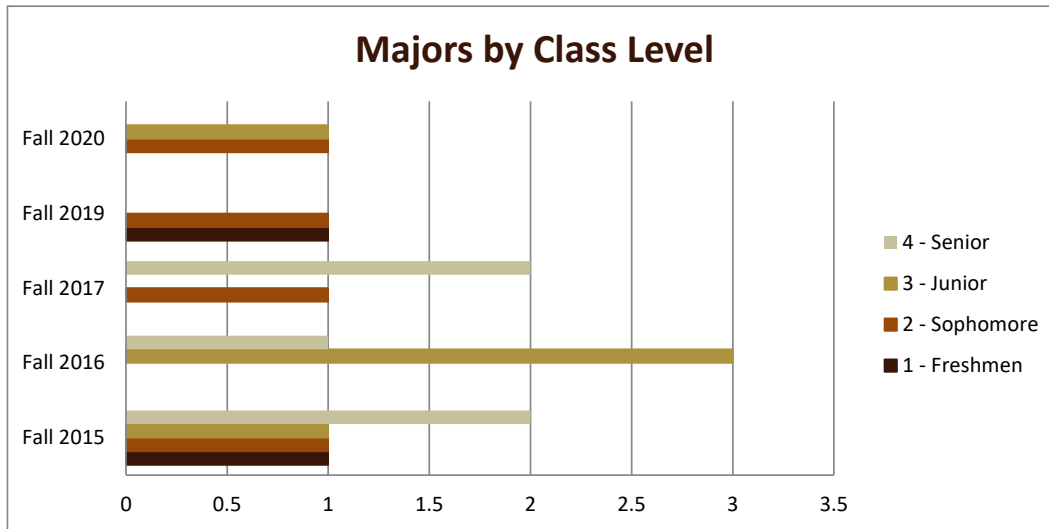
## Majors Enrolled

Academic Years 2015-16 to 2020-21

Using Fall Semester data (Fall 2015 to Fall 2020) for Term specific measures



Enrollment by Class					
	Fall 2015	Fall 2016	Fall 2017	Fall 2019	Fall 2020
1 - Freshmen	1			1	
2 - Sophomore	1		1	1	1
3 - Junior	1	3			1
4 - Senior	2	1	2		
<b>Grand Total</b>	<b>5</b>	<b>4</b>	<b>3</b>	<b>2</b>	<b>2</b>



# SMSU Comm. Arts and Lit Ed Speech Program Data

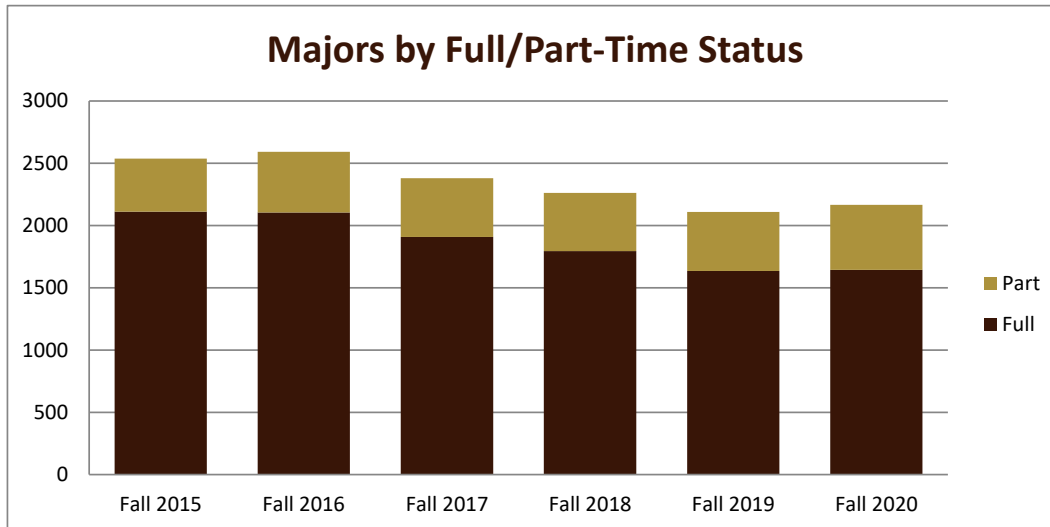
## Majors Enrolled

Academic Years 2015-16 to 2020-21

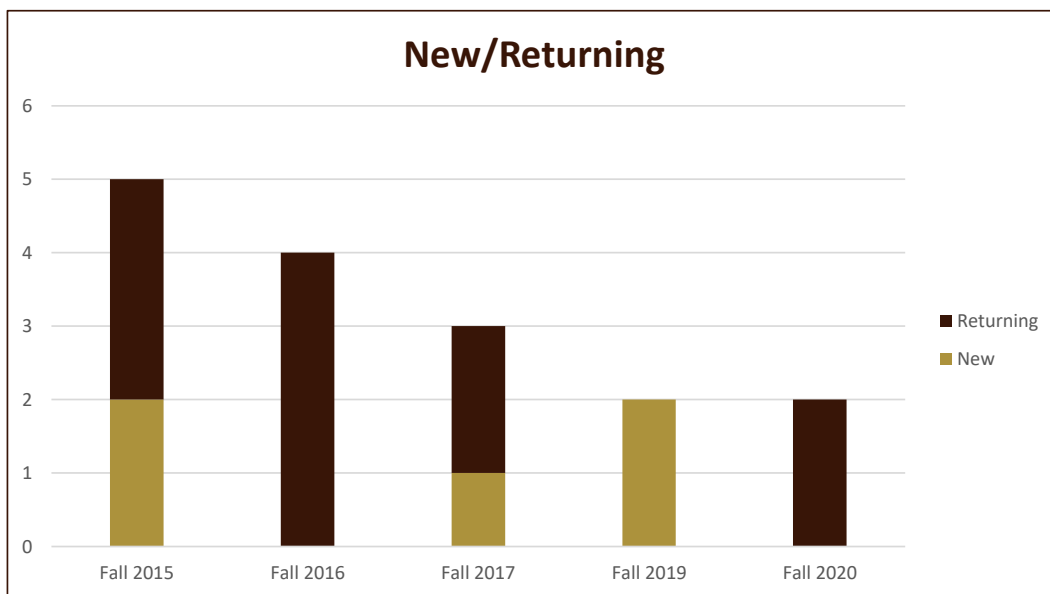
Using Fall Semester data (Fall 2015 to Fall 2020) for Term specific measures



Enrollment by FT/PT					
	Fall 2015	Fall 2016	Fall 2017	Fall 2019	Fall 2020
Full	5	3	3	2	2
Part		1			
<b>Grand Total</b>	<b>5</b>	<b>4</b>	<b>3</b>	<b>2</b>	<b>2</b>



New/Return Headcount					
	Fall 2015	Fall 2016	Fall 2017	Fall 2019	Fall 2020
New	2		1	2	
Returning	3	4	2		2
<b>Grand Total</b>	<b>5</b>	<b>4</b>	<b>3</b>	<b>2</b>	<b>2</b>



## SMSU Comm. Arts and Lit Ed Speech Program Data

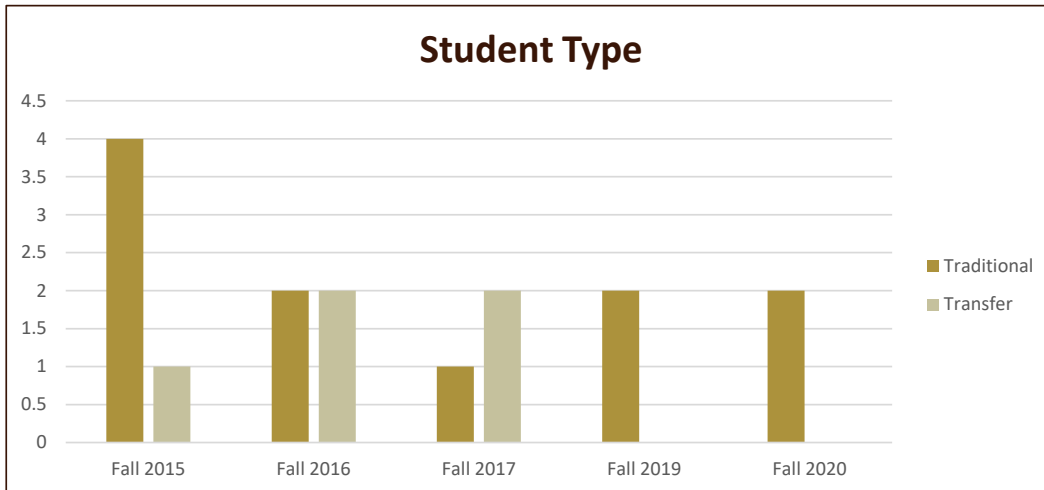
### Majors Enrolled



Academic Years 2015-16 to 2020-21

Using Fall Semester data (Fall 2015 to Fall 2020) for Term specific measures

Student Type	Fall 2015	Fall 2016	Fall 2017	Fall 2019	Fall 2020
Traditional	4	2	1	2	2
Transfer	1	2	2		
<b>Grand Total</b>	<b>5</b>	<b>4</b>	<b>3</b>	<b>2</b>	<b>2</b>



	Fall 2015	Fall 2017	Fall 2019	Fall 2020	Fall 2021	
<b>Program ACT Avg.</b>	<b>23.0</b>	<b>24.0</b>	<b>24.0</b>			
SMSU Avg.	21.5	21.3	21.5	20.7	21.2	21.0

	Fall 2015	Fall 2019	Fall 2020	Fall 2021		
<b>Program H.S. Rank Avg.</b>	<b>40.0</b>	<b>55.5</b>				
SMSU Avg.	57.7	54.6	53.6	50.9	57.6	54.2

	Fall 2015	Fall 2019	Fall 2020	Fall 2021		
<b>Program Avg. GPA</b>	<b>3.19</b>	<b>3.52</b>				
SMSU Avg.	3.23	3.22	3.22	3.10	3.23	3.22

	Fall 2015	Fall 2017	Fall 2019	Fall 2020	Fall 2021	
<b>Program Avg. Credits</b>	<b>16.00</b>	<b>12.00</b>	<b>15.50</b>			
SMSU Avg.	14.81	14.77	14.77	14.31	14.95	15.18