

# SMSU Communication Studies Program Data

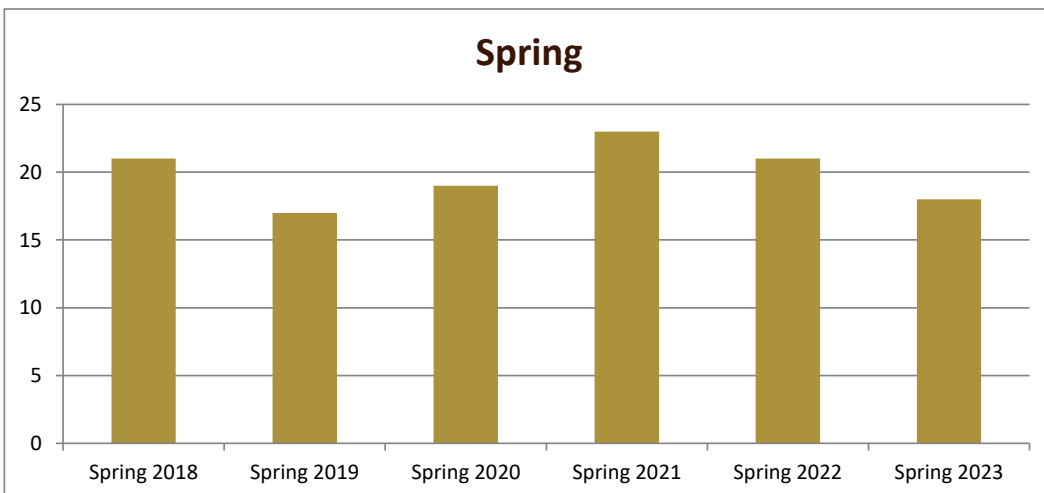
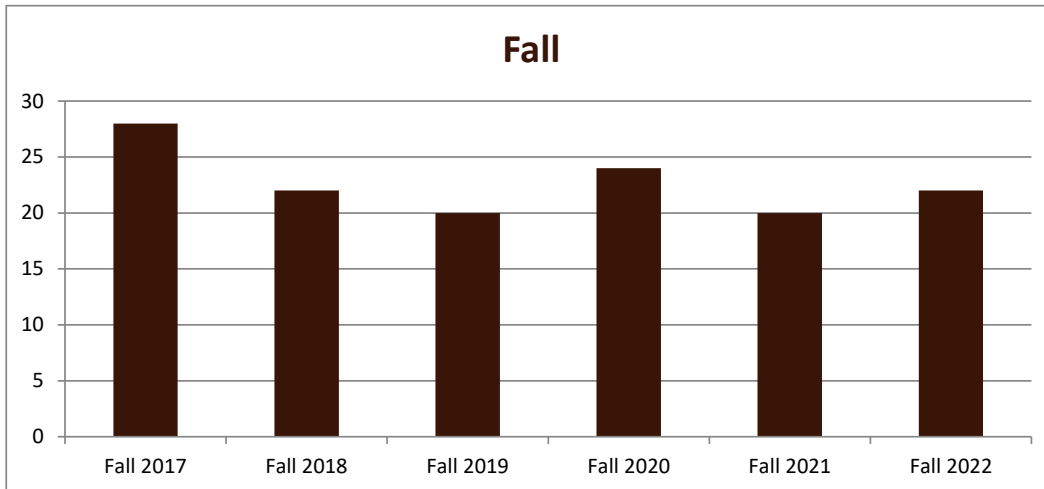
## Majors Enrolled

Academic Years 2017-18 to 2022-23

Using Fall Semester data (Fall 2017 to Fall 2022) for Term specific measures



Enrollment by Term						
	2018	2019	2020	2021	2022	2023
Fall	28	22	20	24	20	22
Spring	21	17	19	23	21	18
Summer	7	6	5	7	1	3



# SMSU Communication Studies Program Data

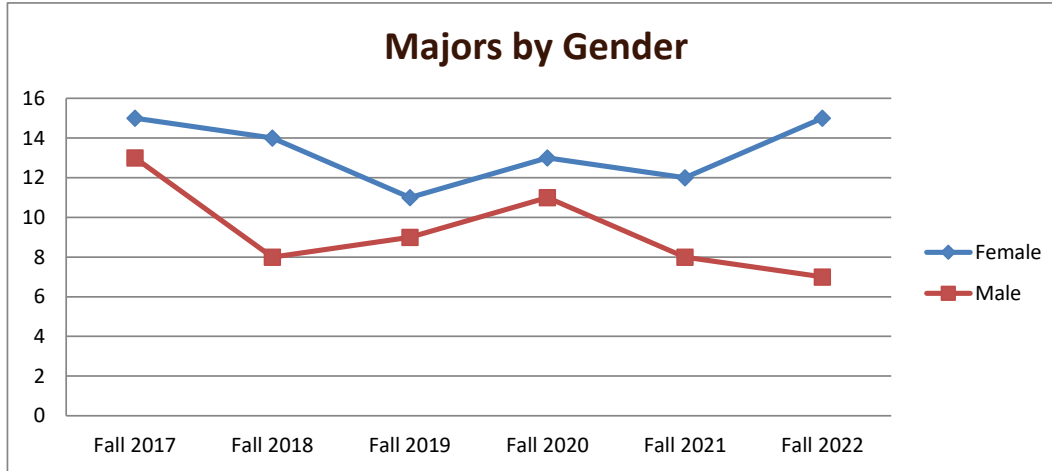
## Majors Enrolled

Academic Years 2017-18 to 2022-23

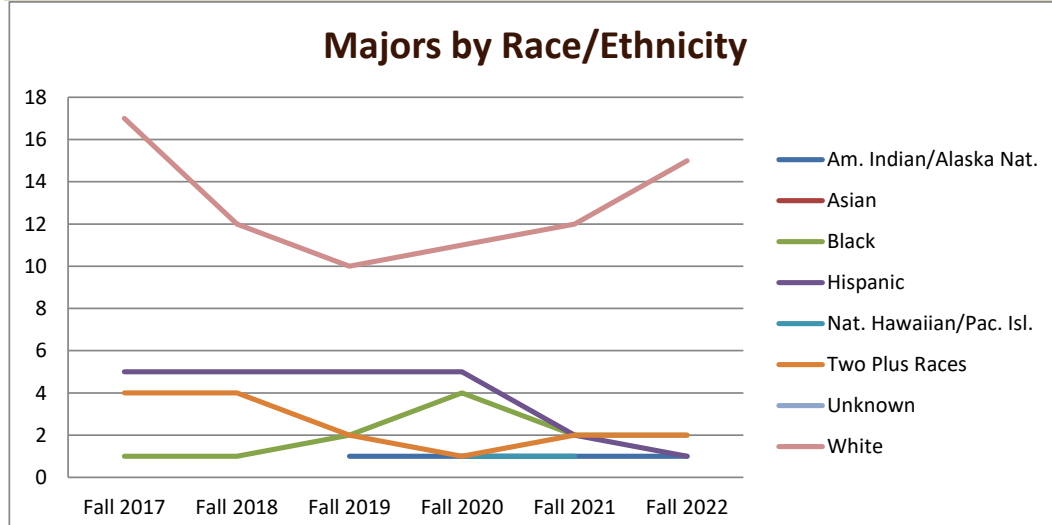
Using Fall Semester data (Fall 2017 to Fall 2022) for Term specific measures



Enrollment by Gender						
	Fall 2017	Fall 2018	Fall 2019	Fall 2020	Fall 2021	Fall 2022
Female	15	14	11	13	12	15
Male	13	8	9	11	8	7
<b>Grand Total</b>	<b>28</b>	<b>22</b>	<b>20</b>	<b>24</b>	<b>20</b>	<b>22</b>



Enrollment by Race/Ethnicity						
	Fall 2017	Fall 2018	Fall 2019	Fall 2020	Fall 2021	Fall 2022
Am. Indian/Alaska Nat.			1	1	1	1
Asian	1					1
Black	1	1	2	4	2	2
Hispanic	5	5	5	5	2	1
Nat. Hawaiian/Pac. Isl.				1	1	
Two Plus Races	4	4	2	1	2	2
Unknown				1		
White	17	12	10	11	12	15
<b>Grand Total</b>	<b>28</b>	<b>22</b>	<b>20</b>	<b>24</b>	<b>20</b>	<b>22</b>



# SMSU Communication Studies Program Data

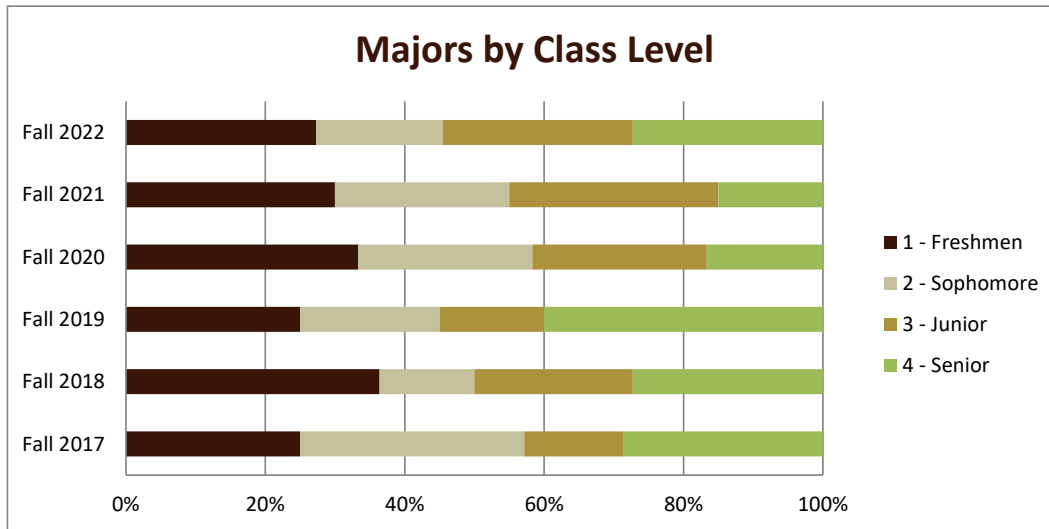
## Majors Enrolled

Academic Years 2017-18 to 2022-23

Using Fall Semester data (Fall 2017 to Fall 2022) for Term specific measures



Enrollment by Class						
	Fall 2017	Fall 2018	Fall 2019	Fall 2020	Fall 2021	Fall 2022
1 - Freshmen	7	8	5	8	6	6
2 - Sophomore	9	3	4	6	5	4
3 - Junior	4	5	3	6	6	6
4 - Senior	8	6	8	4	3	6
<b>Grand Total</b>	<b>28</b>	<b>22</b>	<b>20</b>	<b>24</b>	<b>20</b>	<b>22</b>



# SMSU Communication Studies Program Data

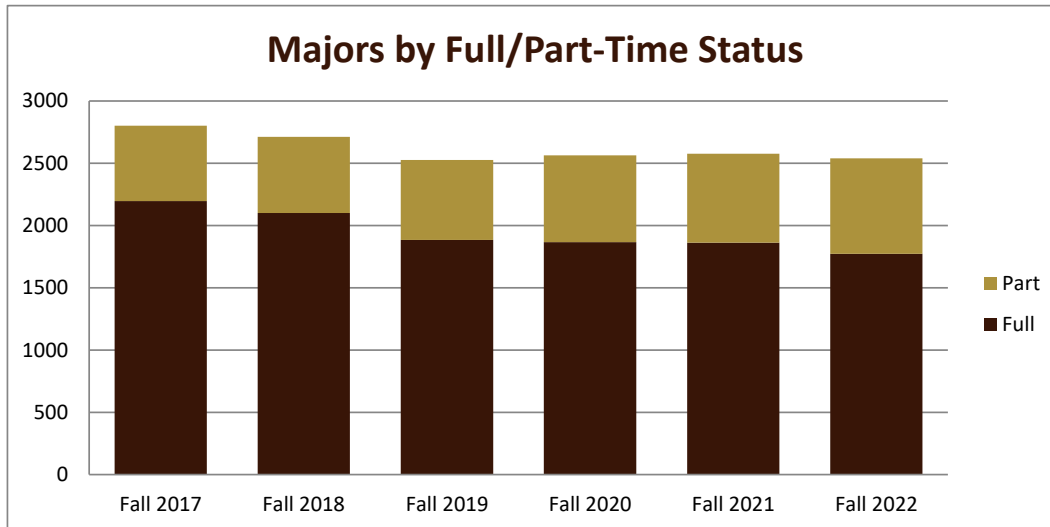
## Majors Enrolled

Academic Years 2017-18 to 2022-23

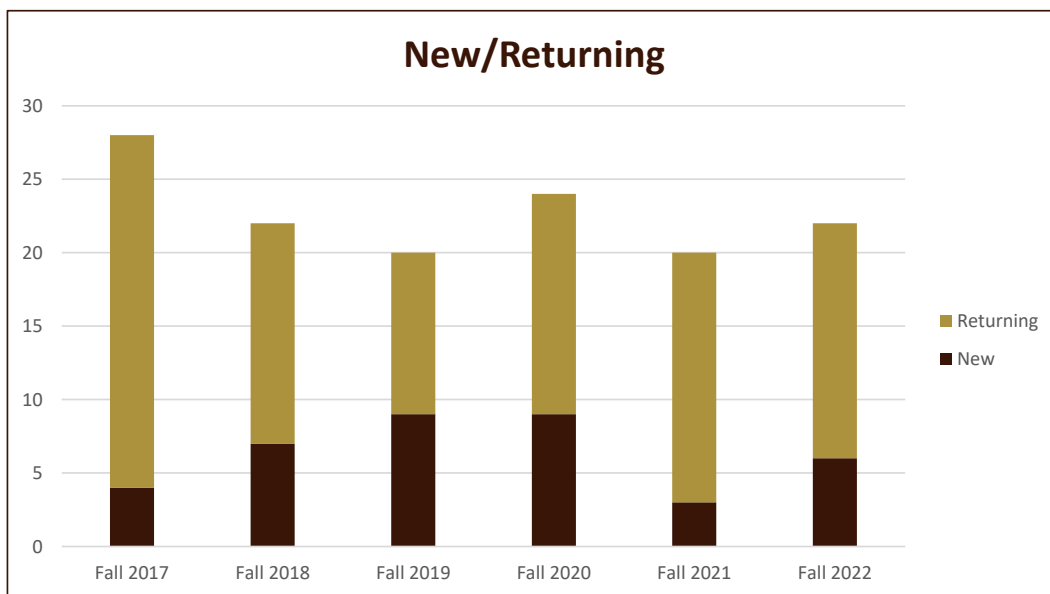
Using Fall Semester data (Fall 2017 to Fall 2022) for Term specific measures



Enrollment by FT/PT						
	Fall 2017	Fall 2018	Fall 2019	Fall 2020	Fall 2021	Fall 2022
Full	25	21	18	22	20	22
Part	3	1	2	2		
<b>Grand Total</b>	<b>28</b>	<b>22</b>	<b>20</b>	<b>24</b>	<b>20</b>	<b>22</b>



New/Return Headcount						
	Fall 2017	Fall 2018	Fall 2019	Fall 2020	Fall 2021	Fall 2022
New	4	7	9	9	3	6
Returning	24	15	11	15	17	16
<b>Grand Total</b>	<b>28</b>	<b>22</b>	<b>20</b>	<b>24</b>	<b>20</b>	<b>22</b>



# SMSU Communication Studies Program Data

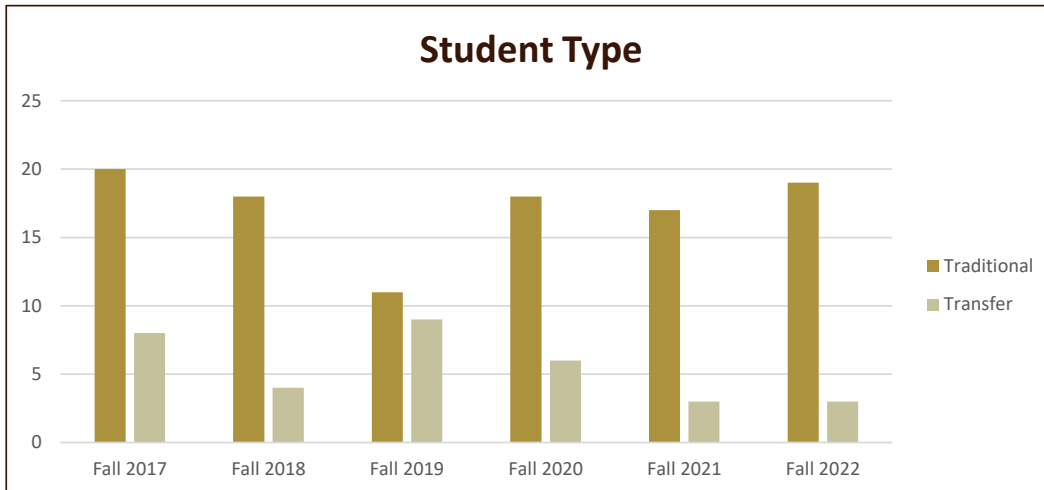
## Majors Enrolled

Academic Years 2017-18 to 2022-23

Using Fall Semester data (Fall 2017 to Fall 2022) for Term specific measures



Student Type	Fall 2017	Fall 2018	Fall 2019	Fall 2020	Fall 2021	Fall 2022
Traditional	20	18	11	18	17	19
Transfer	8	4	9	6	3	3
<b>Grand Total</b>	<b>28</b>	<b>22</b>	<b>20</b>	<b>24</b>	<b>20</b>	<b>22</b>



	Fall 2017	Fall 2018	Fall 2019	Fall 2020	Fall 2021	Fall 2022
<b>Program ACT Avg.</b>	<b>21.0</b>	<b>21.0</b>	<b>19.5</b>	<b>20.0</b>	<b>22.0</b>	<b>19.2</b>
SMSU Avg.	21.1	20.7	21.3	20.3	20.7	19.8

	Fall 2017	Fall 2018	Fall 2019	Fall 2020	Fall 2021	Fall 2022
<b>Program H.S. Rank Avg.</b>	<b>44.3</b>	<b>45.3</b>	<b>46.7</b>	<b>50.2</b>	<b>63.0</b>	<b>77.3</b>
SMSU Avg.	56.1	54.4	56.7	57.2	60.8	62.3

	Fall 2017	Fall 2018	Fall 2019	Fall 2020	Fall 2021	Fall 2022
<b>Program Avg. GPA</b>	<b>3.19</b>	<b>1.00</b>	<b>2.74</b>	<b>3.31</b>	<b>3.90</b>	<b>3.20</b>
SMSU Avg.	2.68	2.93	3.01	3.02	3.15	3.4

	Fall 2017	Fall 2018	Fall 2019	Fall 2020	Fall 2021	Fall 2022
<b>Program Avg. Credits</b>	<b>14.00</b>	<b>15.57</b>	<b>12.44</b>	<b>16.44</b>	<b>15.67</b>	<b>16.83</b>
SMSU Avg.	14.85	15.15	14.93	15.13	14.49	15.1