

SMSU Educational Studies Program Data

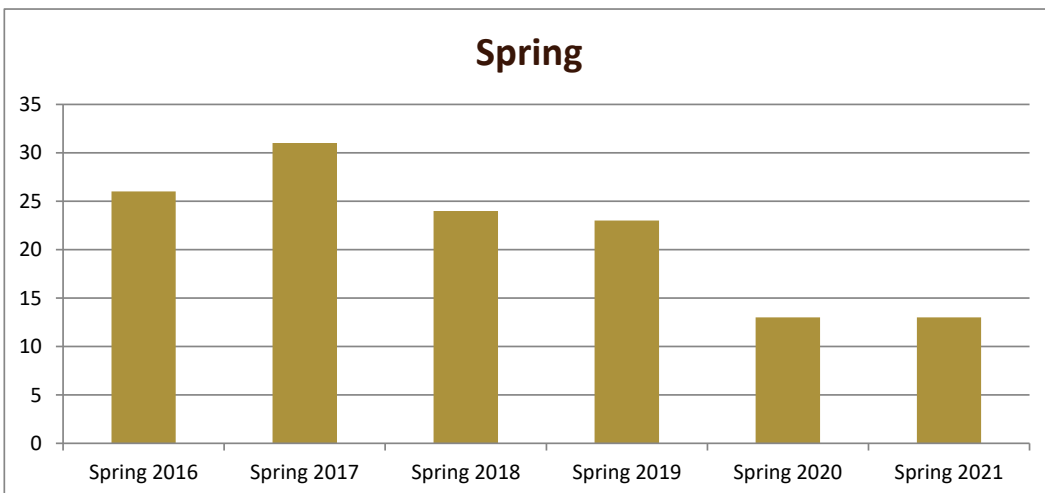
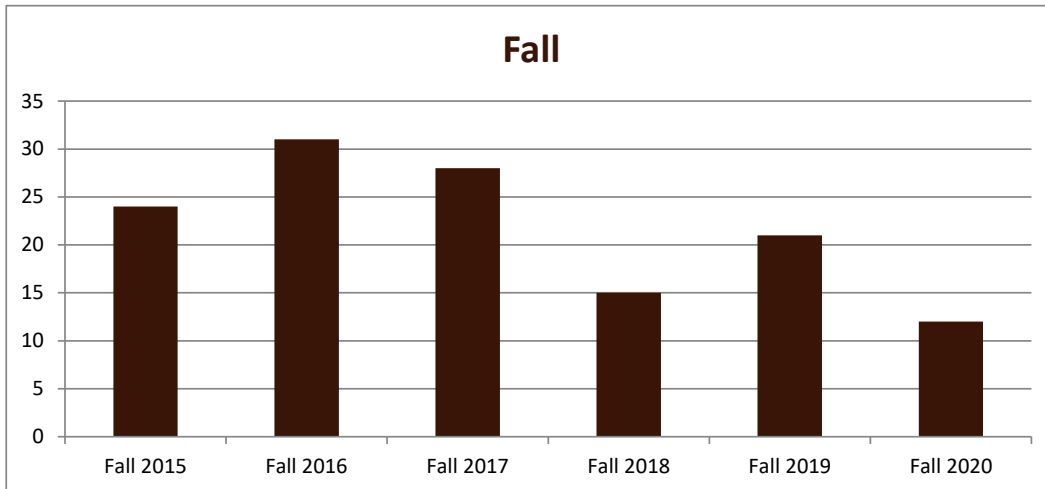
Majors Enrolled

Academic Years 2015-16 to 2020-21

Using Fall Semester data (Fall 2015 to Fall 2020) for Term specific measures



Enrollment by Term						
	2016	2017	2018	2019	2020	2021
Fall	24	31	28	15	21	12
Spring	26	31	24	23	13	13
Summer	9	22	15	8	8	7



SMSU Educational Studies Program Data

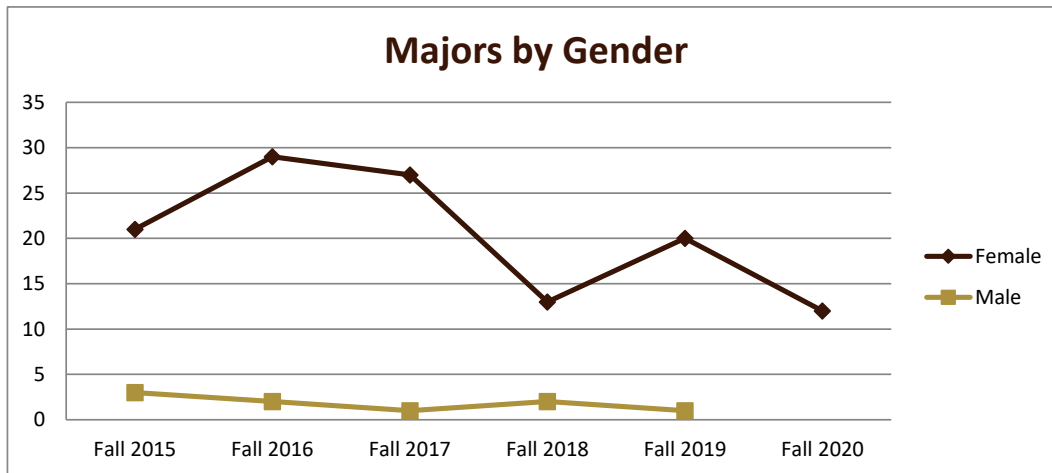
Majors Enrolled

Academic Years 2015-16 to 2020-21

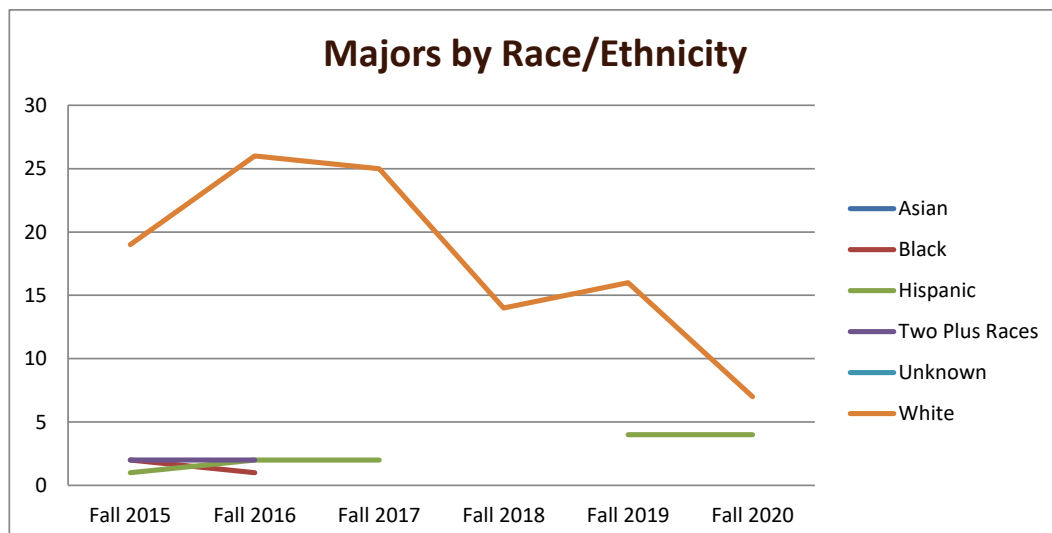
Using Fall Semester data (Fall 2015 to Fall 2020) for Term specific measures



Enrollment by Gender						
	Fall 2015	Fall 2016	Fall 2017	Fall 2018	Fall 2019	Fall 2020
Female	21	29	27	13	20	12
Male	3	2	1	2	1	
Grand Total	24	31	28	15	21	12



Enrollment by Race/Ethnicity						
	Fall 2015	Fall 2016	Fall 2017	Fall 2018	Fall 2019	Fall 2020
Asian			1			
Black	2	1		1		1
Hispanic	1	2	2		4	4
Two Plus Races	2	2				
Unknown					1	
White	19	26	25	14	16	7
Grand Total	24	31	28	15	21	12



SMSU Educational Studies Program Data

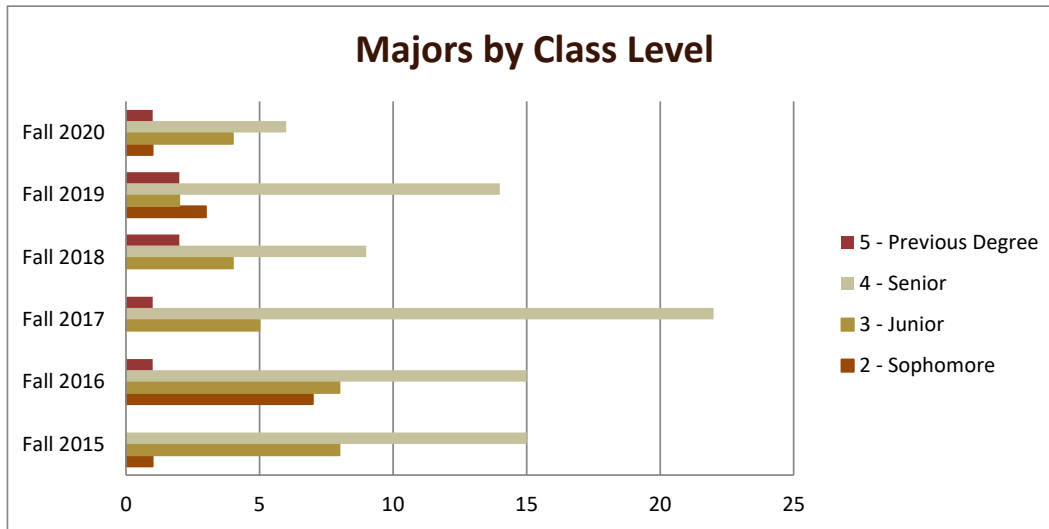
Majors Enrolled

Academic Years 2015-16 to 2020-21

Using Fall Semester data (Fall 2015 to Fall 2020) for Term specific measures



Enrollment by Class						
	Fall 2015	Fall 2016	Fall 2017	Fall 2018	Fall 2019	Fall 2020
2 - Sophomore	1	7			3	1
3 - Junior	8	8	5	4	2	4
4 - Senior	15	15	22	9	14	6
5 - Previous Degree		1	1	2	2	1
Grand Total	24	31	28	15	21	12



SMSU Educational Studies Program Data

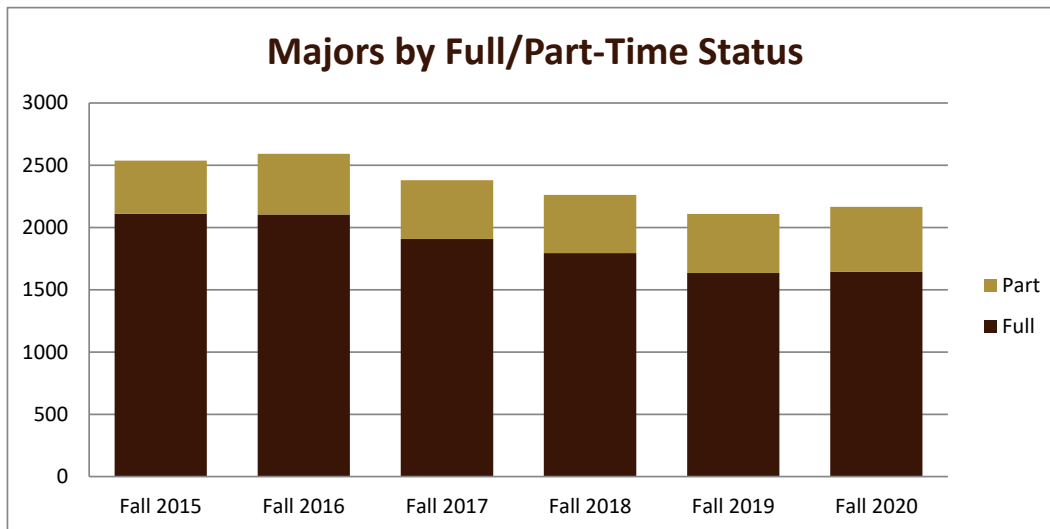
Majors Enrolled

Academic Years 2015-16 to 2020-21

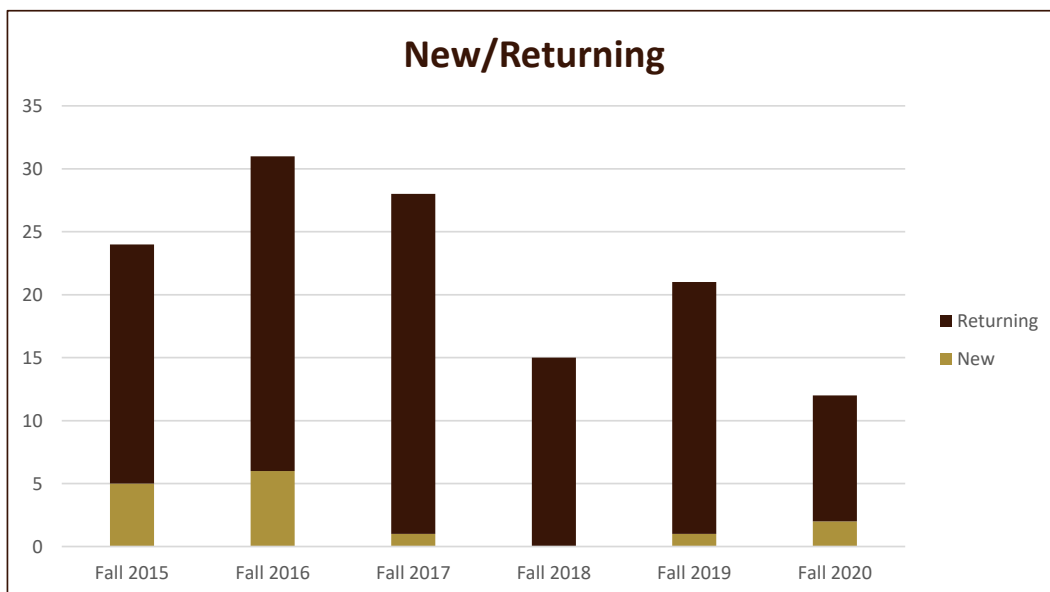
Using Fall Semester data (Fall 2015 to Fall 2020) for Term specific measures



Enrollment by FT/PT						
	Fall 2015	Fall 2016	Fall 2017	Fall 2018	Fall 2019	Fall 2020
Full	7	16	15	6	8	3
Part	17	15	13	9	13	9
Grand Total	24	31	28	15	21	12



New/Return Headcount						
	Fall 2015	Fall 2016	Fall 2017	Fall 2018	Fall 2019	Fall 2020
New	5	6	1		1	2
Returning	19	25	27	15	20	10
Grand Total	24	31	28	15	21	12



SMSU Educational Studies Program Data

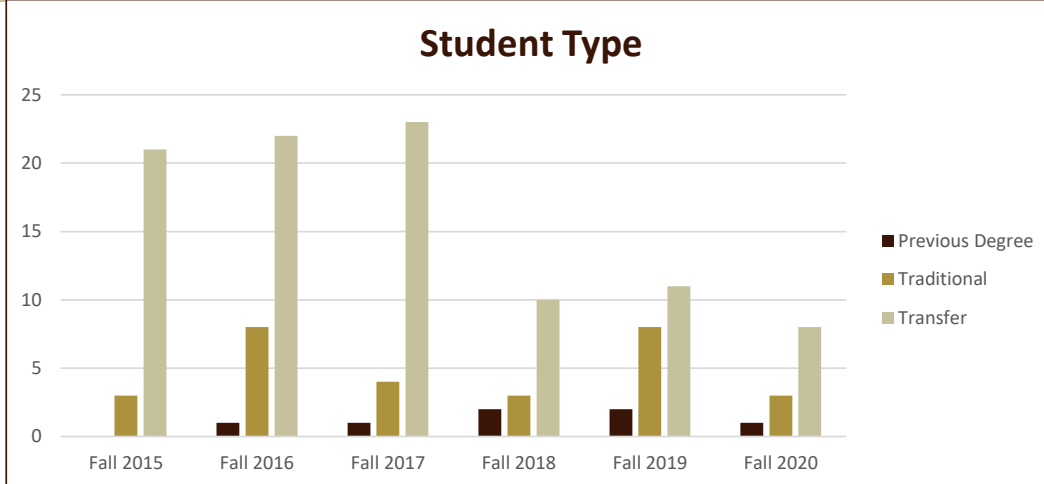
Majors Enrolled

Academic Years 2015-16 to 2020-21

Using Fall Semester data (Fall 2015 to Fall 2020) for Term specific measures



Student Type	Fall 2015	Fall 2016	Fall 2017	Fall 2018	Fall 2019	Fall 2020
Previous Degree		1	1	2	2	1
Traditional	3	8	4	3	8	3
Transfer	21	22	23	10	11	8
Grand Total	24	31	28	15	21	12



Program ACT Avg.	Fall 2015	Fall 2016	Fall 2017	Fall 2018	Fall 2019	Fall 2020
SMSU Avg.	21.5	21.3	21.5	20.7	21.2	21.0

	Fall 2015	Fall 2016	Fall 2020
--	-----------	-----------	-----------

Program H.S. Rank Avg.	41.0	21.0	66.0			
SMSU Avg.	57.7	54.6	53.6	50.9	57.6	54.2

	Fall 2015	Fall 2017	Fall 2019
--	-----------	-----------	-----------

Program Avg. GPA	2.79	4.00	3.83			
SMSU Avg.	3.23	3.22	3.22	3.10	3.23	3.22

	Fall 2015	Fall 2016	Fall 2017	Fall 2019	Fall 2020
--	-----------	-----------	-----------	-----------	-----------

Program Avg. Credits	7.40	7.50	14.00	6.00	3.00	
SMSU Avg.	14.81	14.77	14.77	14.31	14.95	15.18