

SMSU Individualized Interdisciplinary Studies Program Data

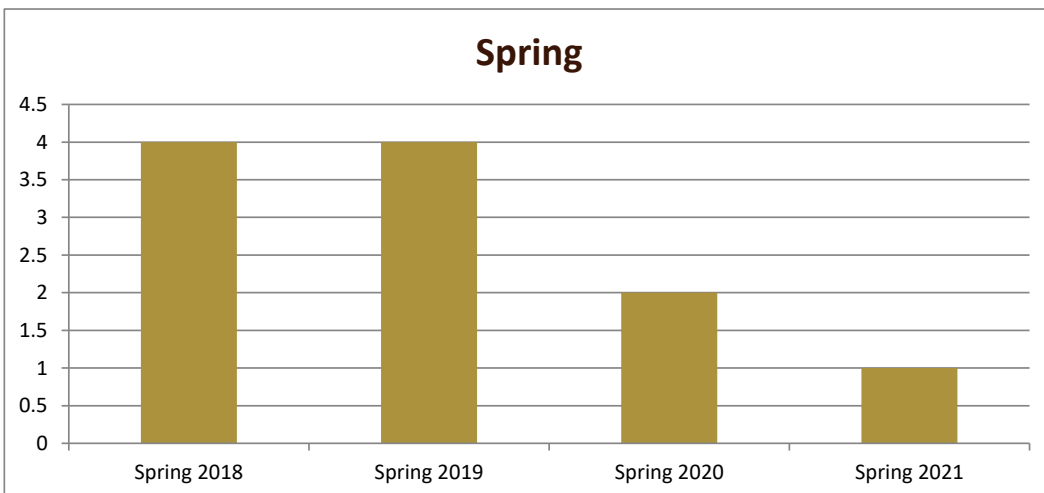
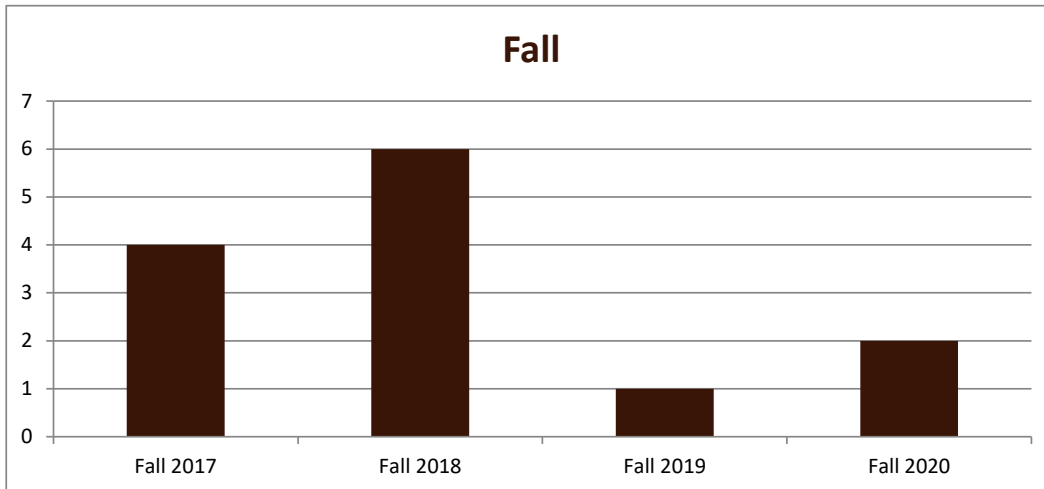
Majors Enrolled

Academic Years 2017-18 to 2022-23

Using Fall Semester data (Fall 2017 to Fall 2022) for Term specific measures



Enrollment by Term				
	2018	2019	2020	2021
Fall	4	6	1	2
Spring	4	4	2	1
Summer	2	3	1	2



SMSU Individualized Interdisciplinary Studies Program Data

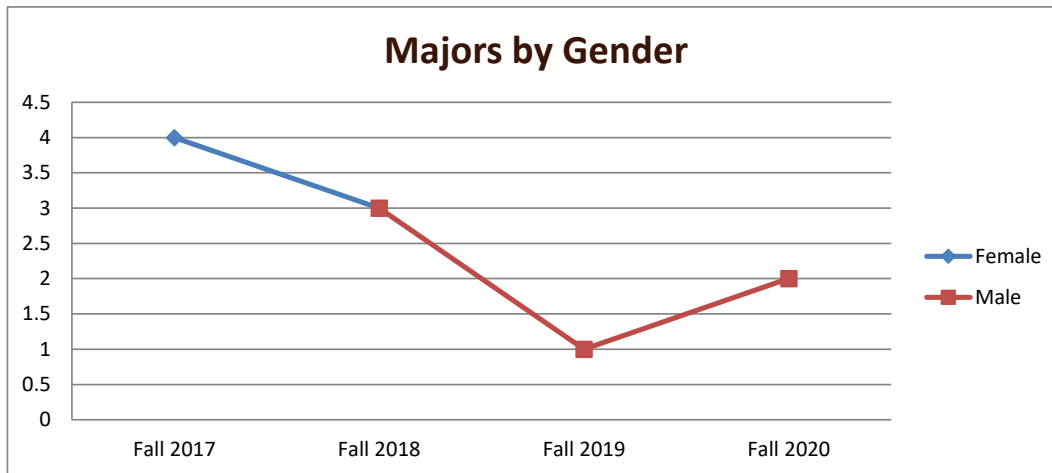
Majors Enrolled

Academic Years 2017-18 to 2022-23

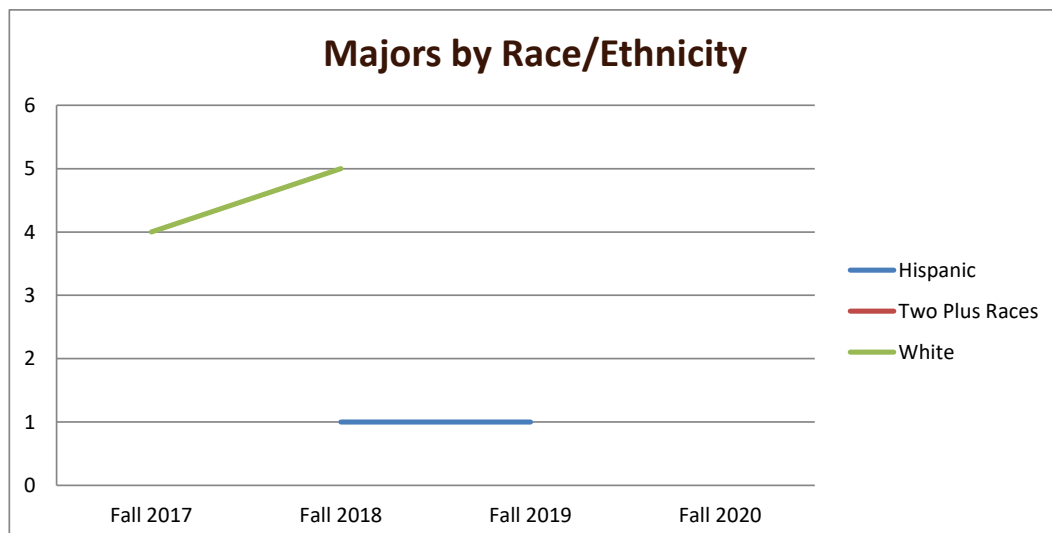
Using Fall Semester data (Fall 2017 to Fall 2022) for Term specific measures



Enrollment by Gender				
	Fall 2017	Fall 2018	Fall 2019	Fall 2020
Female	4	3		
Male		3	1	2
Grand Total	4	6	1	2



Enrollment by Race/Ethnicity				
	Fall 2017	Fall 2018	Fall 2019	Fall 2020
Hispanic			1	1
Two Plus Races				1
White	4	5		1
Grand Total	4	6	1	2



SMSU Individualized Interdisciplinary Studies Program Data

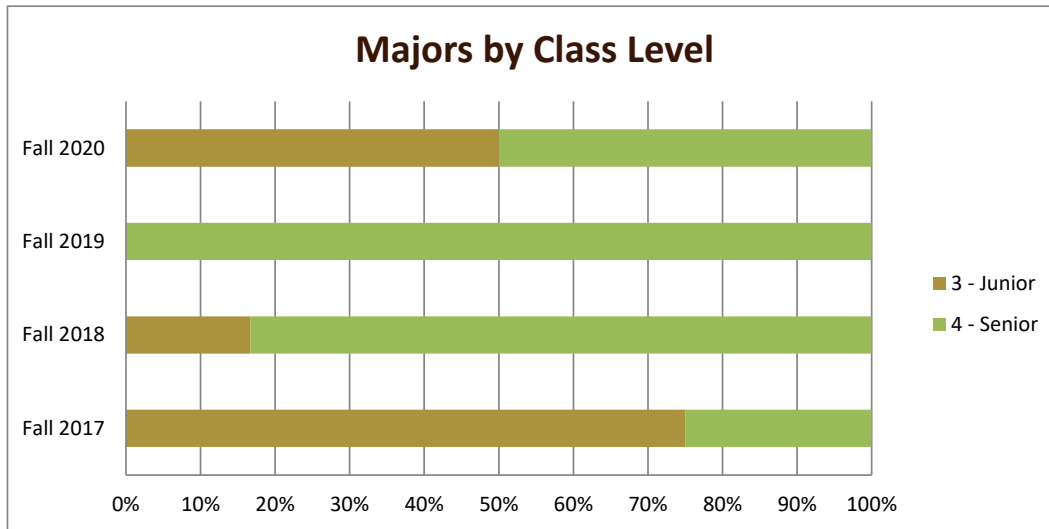
Majors Enrolled

Academic Years 2017-18 to 2022-23

Using Fall Semester data (Fall 2017 to Fall 2022) for Term specific measures



Enrollment by Class				
	Fall 2017	Fall 2018	Fall 2019	Fall 2020
3 - Junior	3	1		1
4 - Senior	1	5	1	1
Grand Total	4	6	1	2



SMSU Individualized Interdisciplinary Studies Program Data

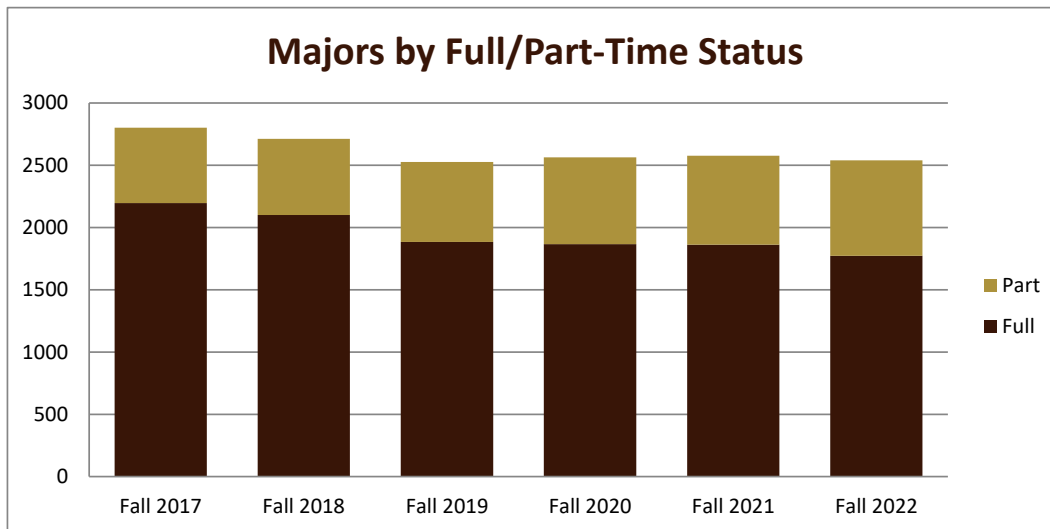
Majors Enrolled

Academic Years 2017-18 to 2022-23

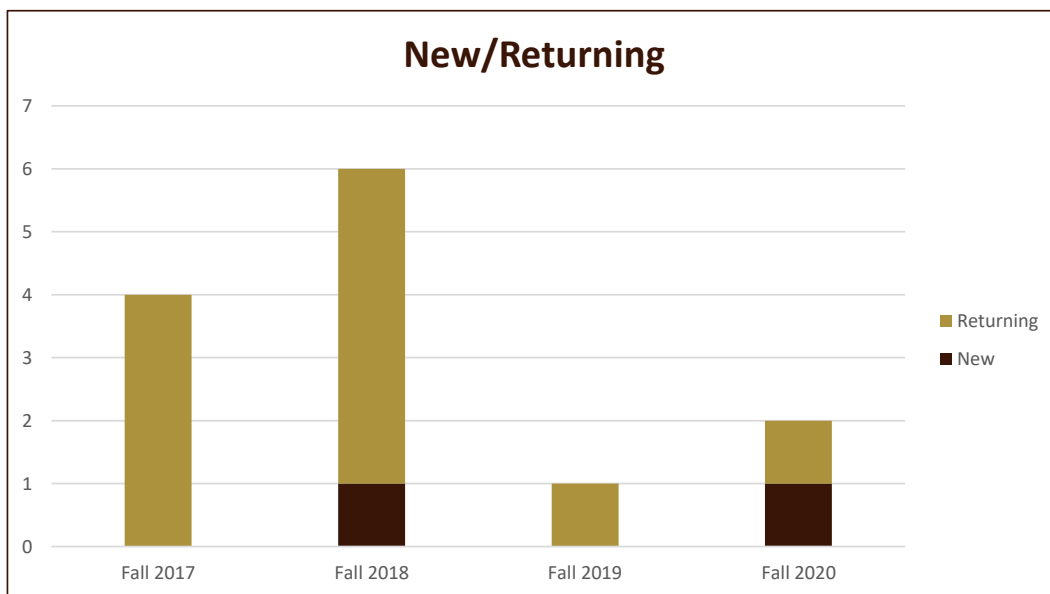
Using Fall Semester data (Fall 2017 to Fall 2022) for Term specific measures



Enrollment by FT/PT				
	Fall 2017	Fall 2018	Fall 2019	Fall 2020
Full	4	6	1	2
Grand Total	4	6	1	2



New/Return Headcount				
	Fall 2017	Fall 2018	Fall 2019	Fall 2020
New		1		1
Returning	4	5	1	1
Grand Total	4	6	1	2



SMSU Individualized Interdisciplinary Studies Program Data

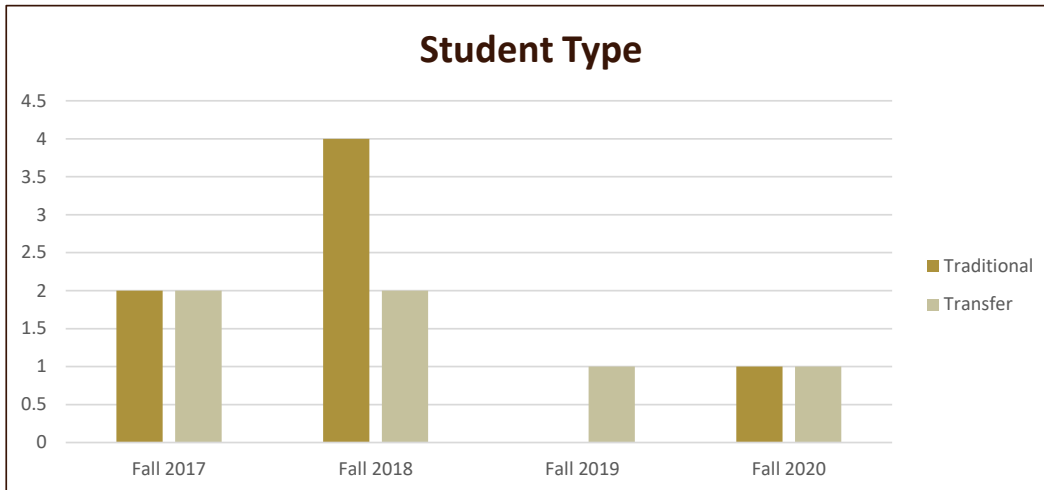
Majors Enrolled



Academic Years 2017-18 to 2022-23

Using Fall Semester data (Fall 2017 to Fall 2022) for Term specific measures

Student Type	Fall 2017	Fall 2018	Fall 2019	Fall 2020
Traditional	2	4		1
Transfer	2	2	1	1
Grand Total	4	6	1	2



Program ACT Avg.	Fall 2017	Fall 2018	Fall 2019	Fall 2020	Fall 2021	Fall 2022
SMSU Avg.	21.1	20.7	21.3	20.3	20.7	19.8



Program H.S. Rank Avg.	Fall 2017	Fall 2018	Fall 2019	Fall 2020	Fall 2021	Fall 2022
SMSU Avg.	56.1	54.4	56.7	57.2	60.8	62.3



Program Avg. GPA	Fall 2017	Fall 2018	Fall 2019	Fall 2020	Fall 2021	Fall 2022
SMSU Avg.	2.68	2.93	3.01	3.02	3.15	3.4

	Fall 2018	Fall 2020
Program Avg. Credits	13.00	12.00

SMSU Avg.	Fall 2017	Fall 2018	Fall 2019	Fall 2020	Fall 2021	Fall 2022
	14.85	15.15	14.93	15.13	14.49	15.1