

# SMSU Medical Laboratory Science Program Data

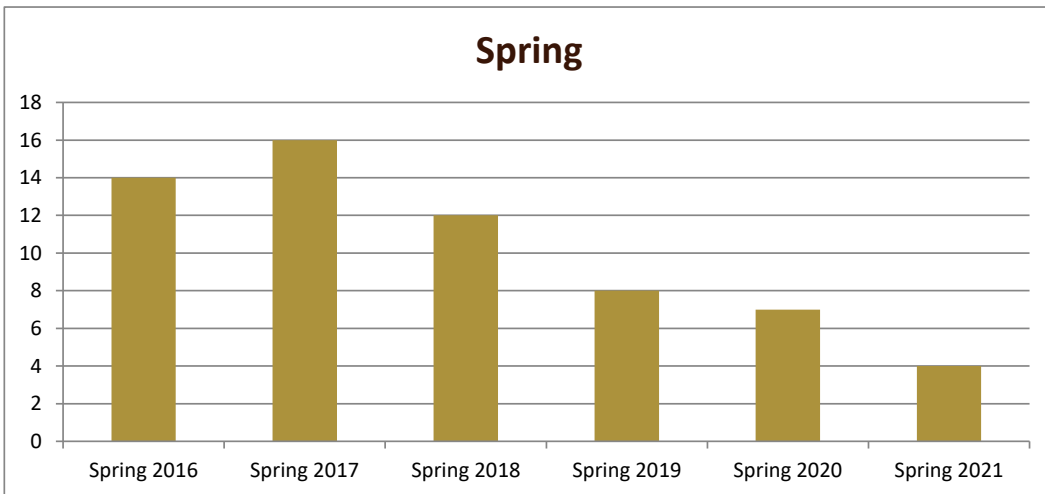
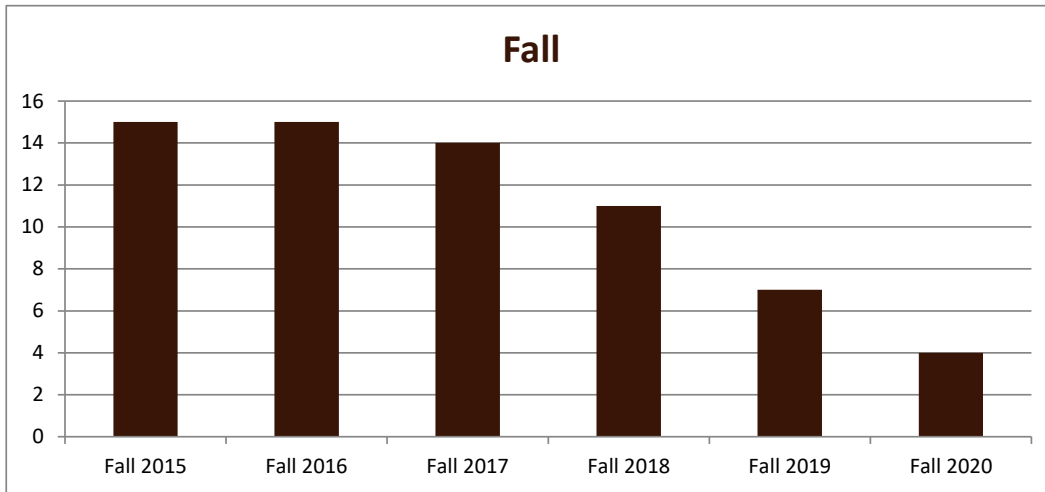
## Majors Enrolled

Academic Years 2015-16 to 2020-21

Using Fall Semester data (Fall 2015 to Fall 2020) for Term specific measures



| Enrollment by Term |      |      |      |      |      |      |
|--------------------|------|------|------|------|------|------|
|                    | 2016 | 2017 | 2018 | 2019 | 2020 | 2021 |
| Fall               | 15   | 15   | 14   | 11   | 7    | 4    |
| Spring             | 14   | 16   | 12   | 8    | 7    | 4    |
| Summer             | 1    | 1    | 6    | 2    | 1    | 3    |



# SMSU Medical Laboratory Science Program Data

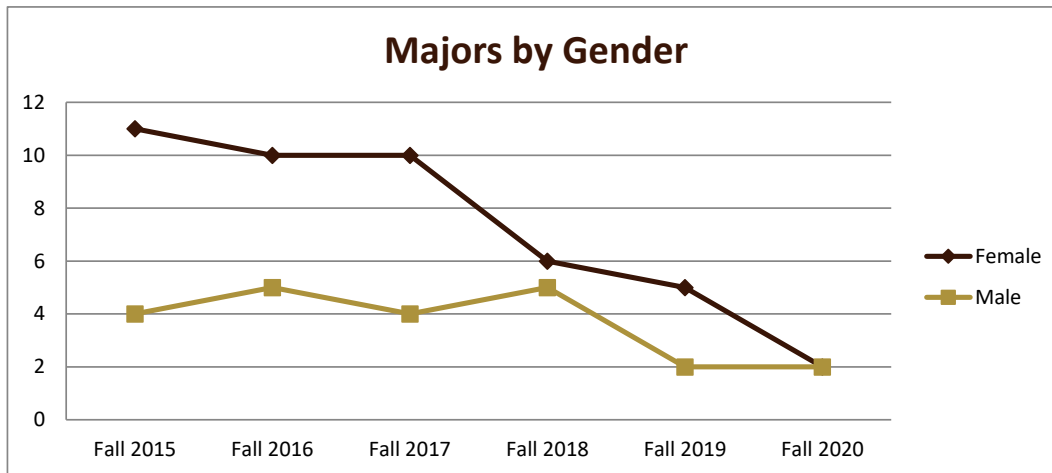
## Majors Enrolled

Academic Years 2015-16 to 2020-21

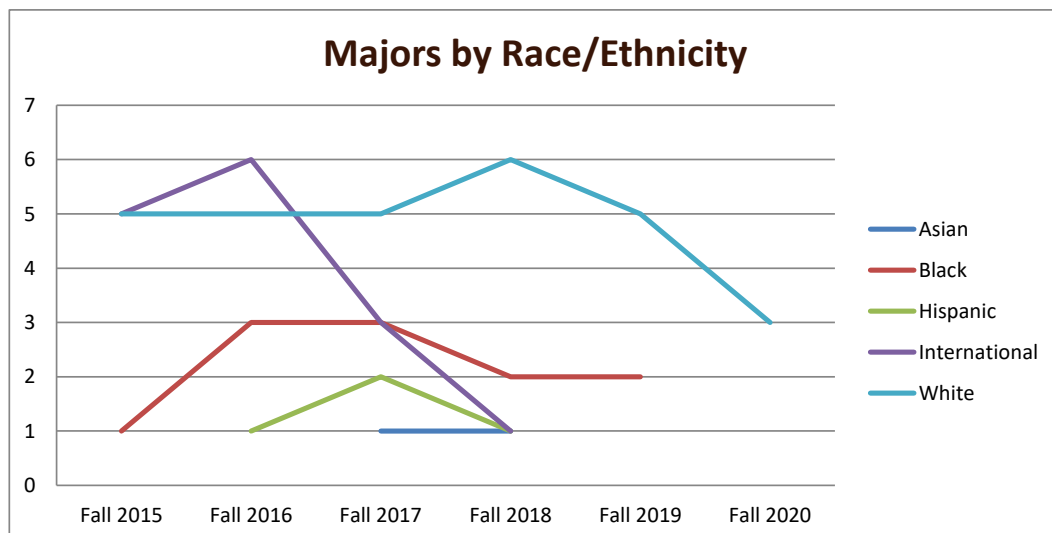
Using Fall Semester data (Fall 2015 to Fall 2020) for Term specific measures



| Enrollment by Gender |           |           |           |           |           |           |
|----------------------|-----------|-----------|-----------|-----------|-----------|-----------|
|                      | Fall 2015 | Fall 2016 | Fall 2017 | Fall 2018 | Fall 2019 | Fall 2020 |
| Female               | 11        | 10        | 10        | 6         | 5         | 2         |
| Male                 | 4         | 5         | 4         | 5         | 2         | 2         |
| <b>Grand Total</b>   | <b>15</b> | <b>15</b> | <b>14</b> | <b>11</b> | <b>7</b>  | <b>4</b>  |



| Enrollment by Race/Ethnicity |           |           |           |           |           |           |
|------------------------------|-----------|-----------|-----------|-----------|-----------|-----------|
|                              | Fall 2015 | Fall 2016 | Fall 2017 | Fall 2018 | Fall 2019 | Fall 2020 |
| Asian                        | 4         |           | 1         | 1         |           | 1         |
| Black                        | 1         | 3         | 3         | 2         | 2         |           |
| Hispanic                     |           | 1         | 2         | 1         |           |           |
| International                | 5         | 6         | 3         | 1         |           |           |
| White                        | 5         | 5         | 5         | 6         | 5         | 3         |
| <b>Grand Total</b>           | <b>15</b> | <b>15</b> | <b>14</b> | <b>11</b> | <b>7</b>  | <b>4</b>  |



# SMSU Medical Laboratory Science Program Data

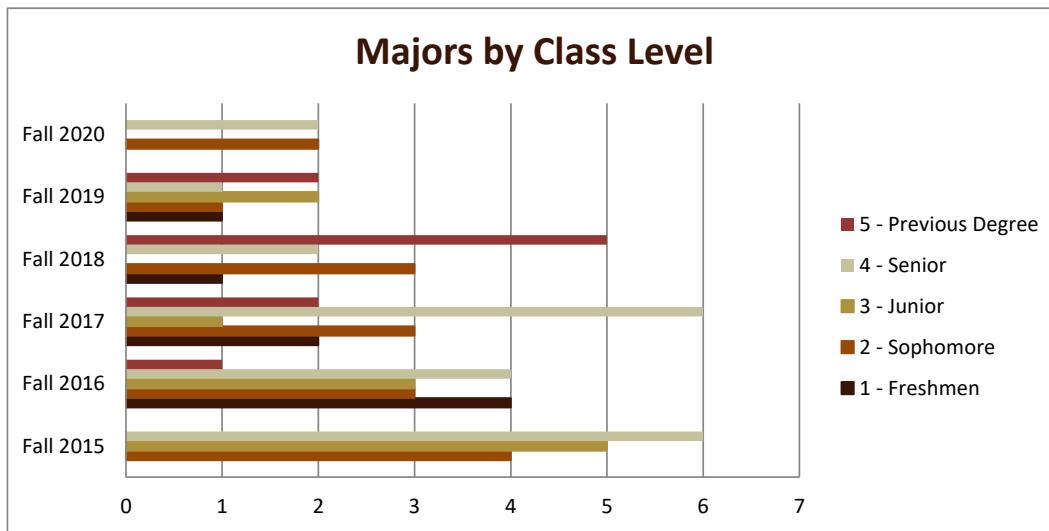
## Majors Enrolled

Academic Years 2015-16 to 2020-21

Using Fall Semester data (Fall 2015 to Fall 2020) for Term specific measures



| Enrollment by Class |           |           |           |           |           |           |
|---------------------|-----------|-----------|-----------|-----------|-----------|-----------|
|                     | Fall 2015 | Fall 2016 | Fall 2017 | Fall 2018 | Fall 2019 | Fall 2020 |
| 1 - Freshmen        |           | 4         | 2         | 1         | 1         |           |
| 2 - Sophomore       | 4         | 3         | 3         | 3         | 1         | 2         |
| 3 - Junior          | 5         | 3         | 1         |           | 2         |           |
| 4 - Senior          | 6         | 4         | 6         | 2         | 1         | 2         |
| 5 - Previous Degree |           | 1         | 2         | 5         | 2         |           |
| <b>Grand Total</b>  | <b>15</b> | <b>15</b> | <b>14</b> | <b>11</b> | <b>7</b>  | <b>4</b>  |



# SMSU Medical Laboratory Science Program Data

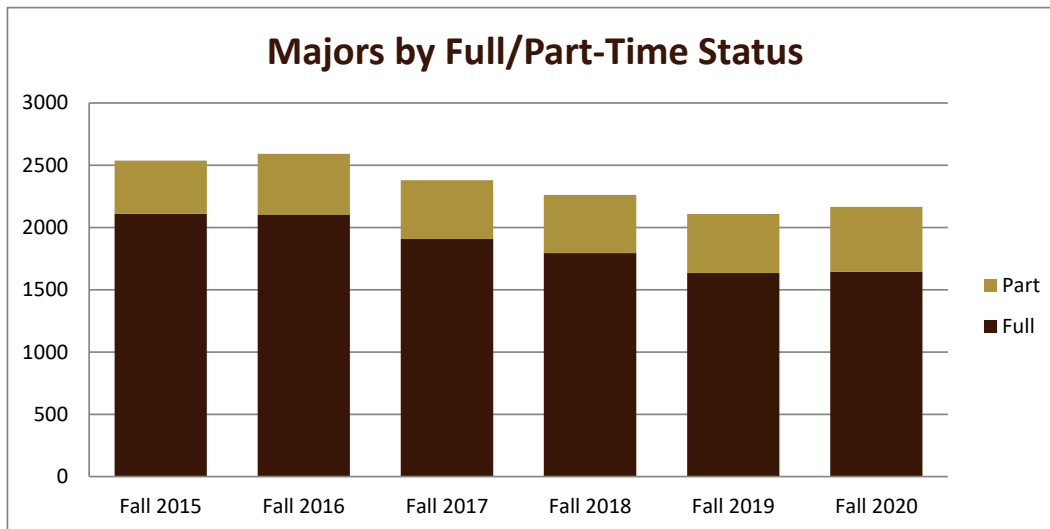
## Majors Enrolled

Academic Years 2015-16 to 2020-21

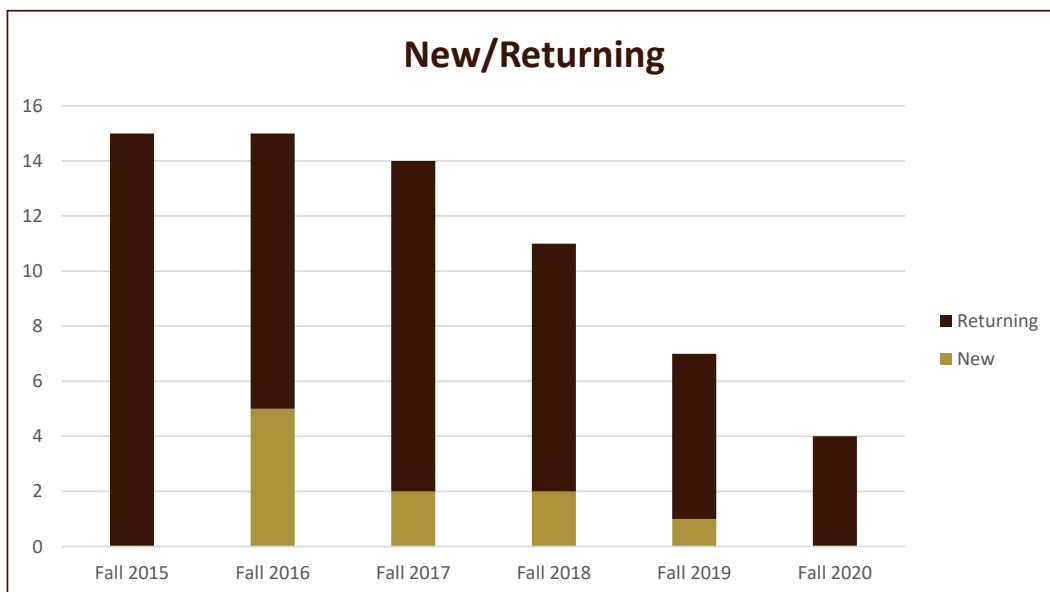
Using Fall Semester data (Fall 2015 to Fall 2020) for Term specific measures



| Enrollment by FT/PT |           |           |           |           |           |           |
|---------------------|-----------|-----------|-----------|-----------|-----------|-----------|
|                     | Fall 2015 | Fall 2016 | Fall 2017 | Fall 2018 | Fall 2019 | Fall 2020 |
| Full                | 15        | 14        | 9         | 7         | 6         | 4         |
| Part                |           | 1         | 5         | 4         | 1         |           |
| <b>Grand Total</b>  | <b>15</b> | <b>15</b> | <b>14</b> | <b>11</b> | <b>7</b>  | <b>4</b>  |



| New/Return Headcount |           |           |           |           |           |           |
|----------------------|-----------|-----------|-----------|-----------|-----------|-----------|
|                      | Fall 2015 | Fall 2016 | Fall 2017 | Fall 2018 | Fall 2019 | Fall 2020 |
| New                  |           | 5         | 2         | 2         | 1         |           |
| Returning            | 15        | 10        | 12        | 9         | 6         | 4         |
| <b>Grand Total</b>   | <b>15</b> | <b>15</b> | <b>14</b> | <b>11</b> | <b>7</b>  | <b>4</b>  |



# SMSU Medical Laboratory Science Program Data

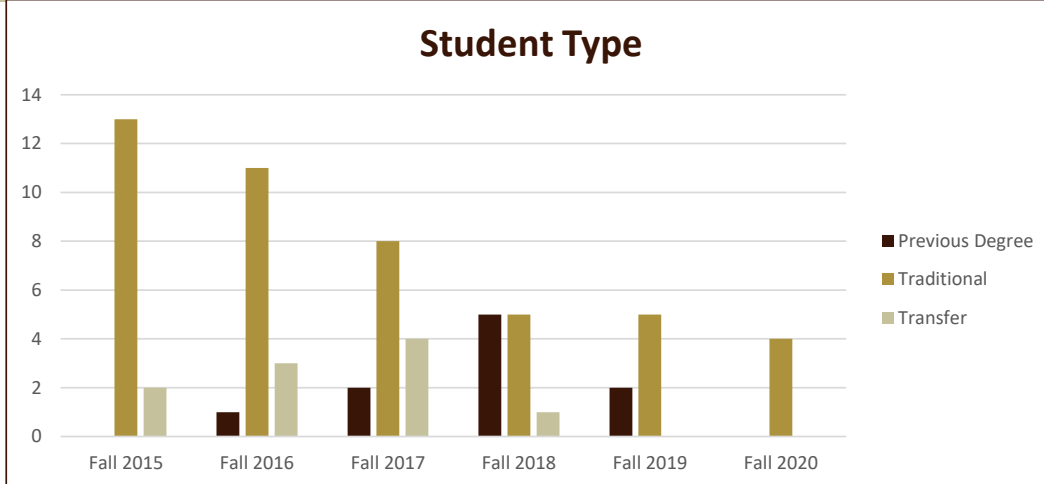
## Majors Enrolled

Academic Years 2015-16 to 2020-21

Using Fall Semester data (Fall 2015 to Fall 2020) for Term specific measures



| Student Type       | Fall 2015 | Fall 2016 | Fall 2017 | Fall 2018 | Fall 2019 | Fall 2020 |
|--------------------|-----------|-----------|-----------|-----------|-----------|-----------|
| Previous Degree    |           | 1         | 2         | 5         | 2         |           |
| Traditional        | 13        | 11        | 8         | 5         | 5         | 4         |
| Transfer           | 2         | 3         | 4         | 1         |           |           |
| <b>Grand Total</b> | <b>15</b> | <b>15</b> | <b>14</b> | <b>11</b> | <b>7</b>  | <b>4</b>  |



|                         | Fall 2016   | Fall 2017   | Fall 2018   | Fall 2019   |      |      |
|-------------------------|-------------|-------------|-------------|-------------|------|------|
| <b>Program ACT Avg.</b> | <b>19.5</b> | <b>22.0</b> | <b>30.0</b> | <b>19.0</b> |      |      |
| SMSU Avg.               | 21.5        | 21.3        | 21.5        | 20.7        | 21.2 | 21.0 |

|                               | Fall 2016   | Fall 2017   | Fall 2018   | Fall 2019   |      |      |
|-------------------------------|-------------|-------------|-------------|-------------|------|------|
| <b>Program H.S. Rank Avg.</b> | <b>31.0</b> | <b>73.0</b> | <b>87.0</b> | <b>69.0</b> |      |      |
| SMSU Avg.                     | 57.7        | 54.6        | 53.6        | 50.9        | 57.6 | 54.2 |

|                         | Fall 2016   | Fall 2017   | Fall 2018   | Fall 2019   |      |      |
|-------------------------|-------------|-------------|-------------|-------------|------|------|
| <b>Program Avg. GPA</b> | <b>3.07</b> | <b>1.99</b> | <b>3.69</b> | <b>3.33</b> |      |      |
| SMSU Avg.               | 3.23        | 3.22        | 3.22        | 3.10        | 3.23 | 3.22 |

|                             | Fall 2016    | Fall 2017    | Fall 2018    | Fall 2019    |       |       |
|-----------------------------|--------------|--------------|--------------|--------------|-------|-------|
| <b>Program Avg. Credits</b> | <b>12.80</b> | <b>14.00</b> | <b>13.50</b> | <b>12.00</b> |       |       |
| SMSU Avg.                   | 14.81        | 14.77        | 14.77        | 14.31        | 14.95 | 15.18 |