

SMSU Music Teacher Education Program Data

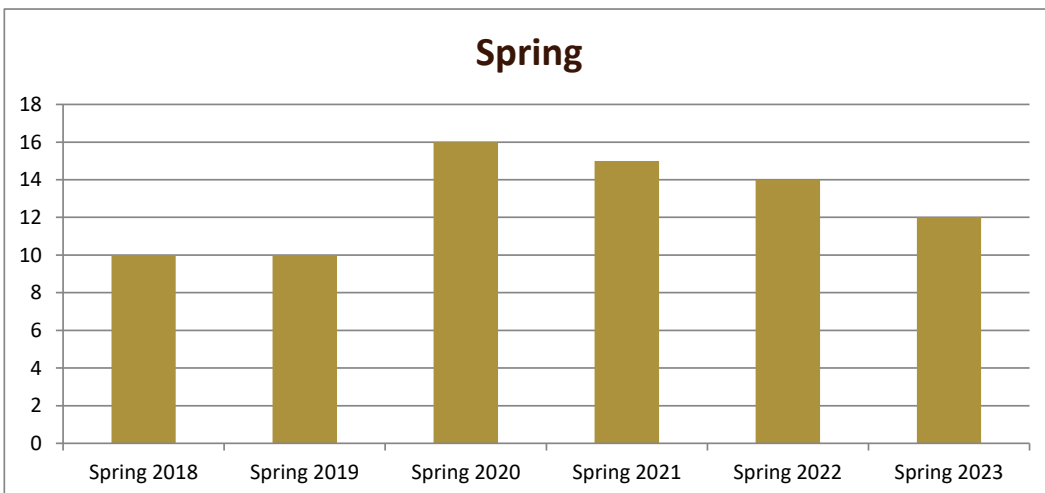
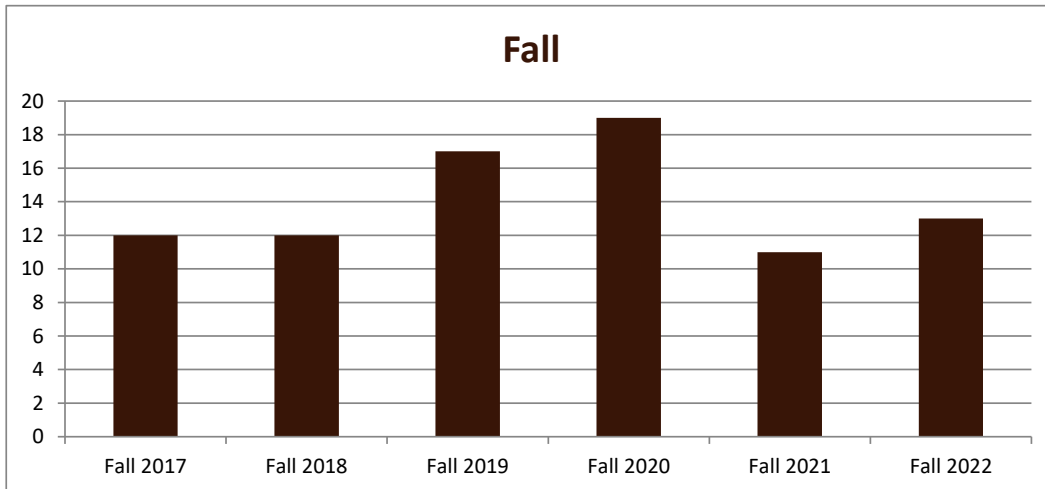
Majors Enrolled

Academic Years 2017-18 to 2022-23

Using Fall Semester data (Fall 2017 to Fall 2022) for Term specific measures



| Enrollment by Term | | | | | | |
|--------------------|------|------|------|------|------|------|
| | 2018 | 2019 | 2020 | 2021 | 2022 | 2023 |
| Fall | 12 | 12 | 17 | 19 | 11 | 13 |
| Spring | 10 | 10 | 16 | 15 | 14 | 12 |
| Summer | 6 | 2 | 4 | 7 | 3 | 5 |



SMSU Music Teacher Education Program Data

Majors Enrolled

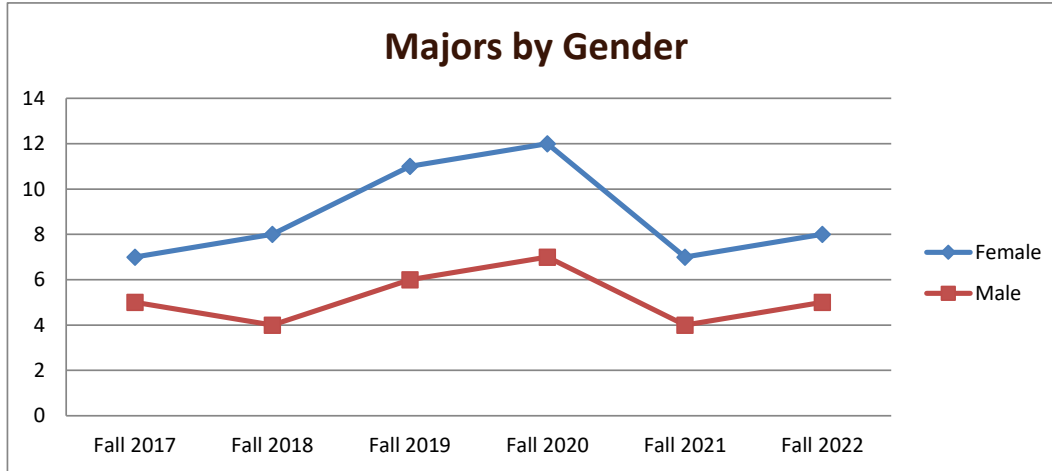
Academic Years 2017-18 to 2022-23

Using Fall Semester data (Fall 2017 to Fall 2022) for Term specific measures



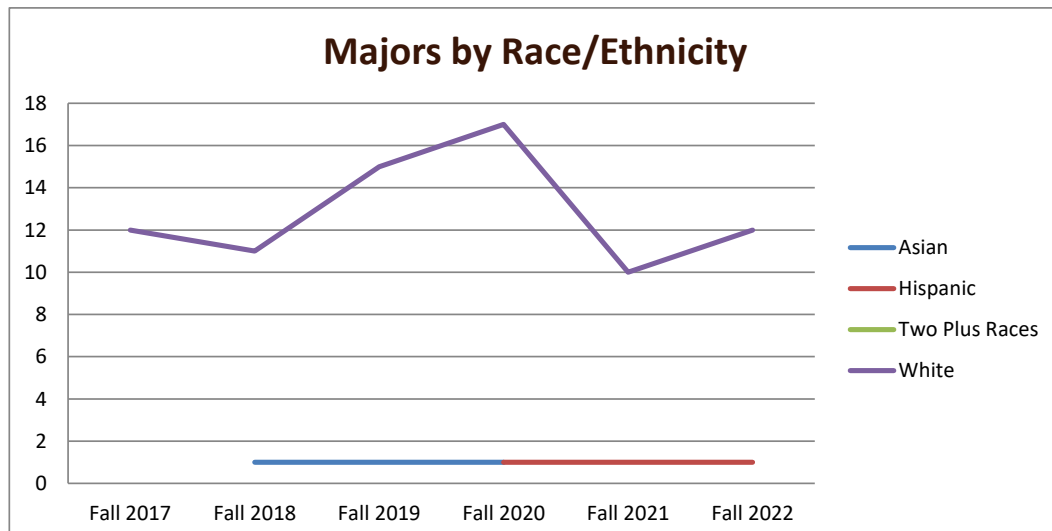
Enrollment by Gender

| | Fall 2017 | Fall 2018 | Fall 2019 | Fall 2020 | Fall 2021 | Fall 2022 |
|--------------------|-----------|-----------|-----------|-----------|-----------|-----------|
| Female | 7 | 8 | 11 | 12 | 7 | 8 |
| Male | 5 | 4 | 6 | 7 | 4 | 5 |
| Grand Total | 12 | 12 | 17 | 19 | 11 | 13 |



Enrollment by Race/Ethnicity

| | Fall 2017 | Fall 2018 | Fall 2019 | Fall 2020 | Fall 2021 | Fall 2022 |
|--------------------|-----------|-----------|-----------|-----------|-----------|-----------|
| Asian | | 1 | 1 | 1 | | |
| Hispanic | | | | 1 | 1 | 1 |
| Two Plus Races | | | 1 | | | |
| White | 12 | 11 | 15 | 17 | 10 | 12 |
| Grand Total | 12 | 12 | 17 | 19 | 11 | 13 |



SMSU Music Teacher Education Program Data

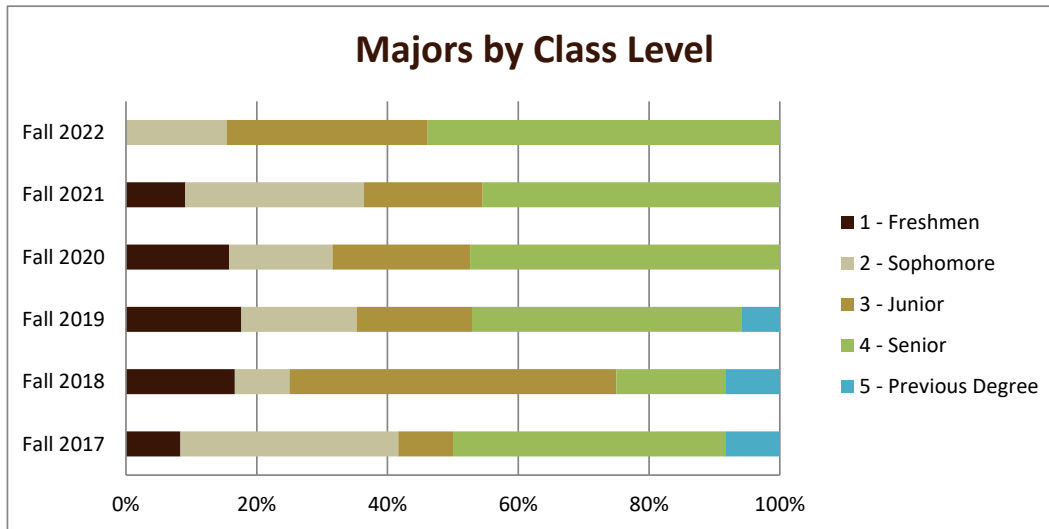
Majors Enrolled

Academic Years 2017-18 to 2022-23

Using Fall Semester data (Fall 2017 to Fall 2022) for Term specific measures



| Enrollment by Class | | | | | | |
|---------------------|-----------|-----------|-----------|-----------|-----------|-----------|
| | Fall 2017 | Fall 2018 | Fall 2019 | Fall 2020 | Fall 2021 | Fall 2022 |
| 1 - Freshmen | 1 | 2 | 3 | 3 | 1 | |
| 2 - Sophomore | 4 | 1 | 3 | 3 | 3 | 2 |
| 3 - Junior | 1 | 6 | 3 | 4 | 2 | 4 |
| 4 - Senior | 5 | 2 | 7 | 9 | 5 | 7 |
| 5 - Previous Degree | 1 | 1 | 1 | | | |
| Grand Total | 12 | 12 | 17 | 19 | 11 | 13 |



SMSU Music Teacher Education Program Data

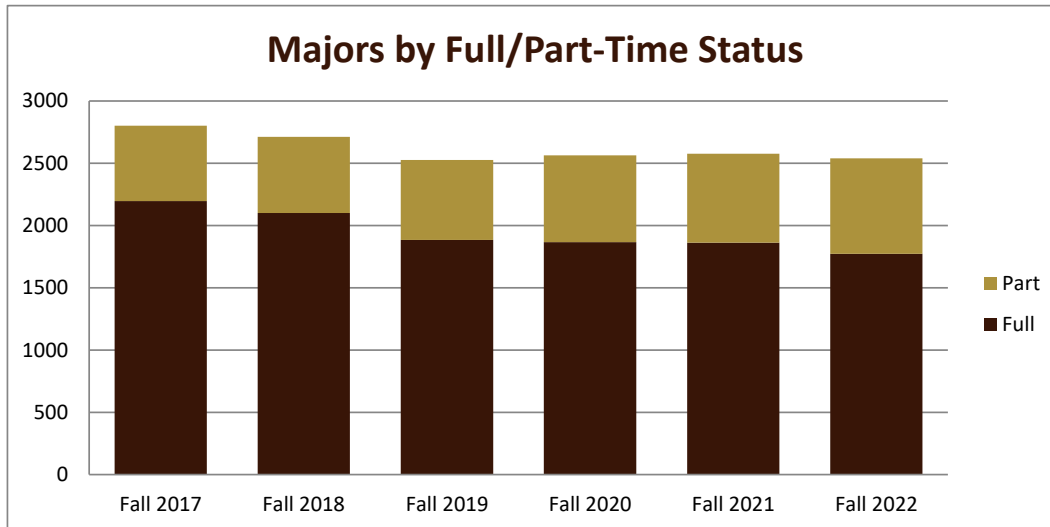
Majors Enrolled

Academic Years 2017-18 to 2022-23

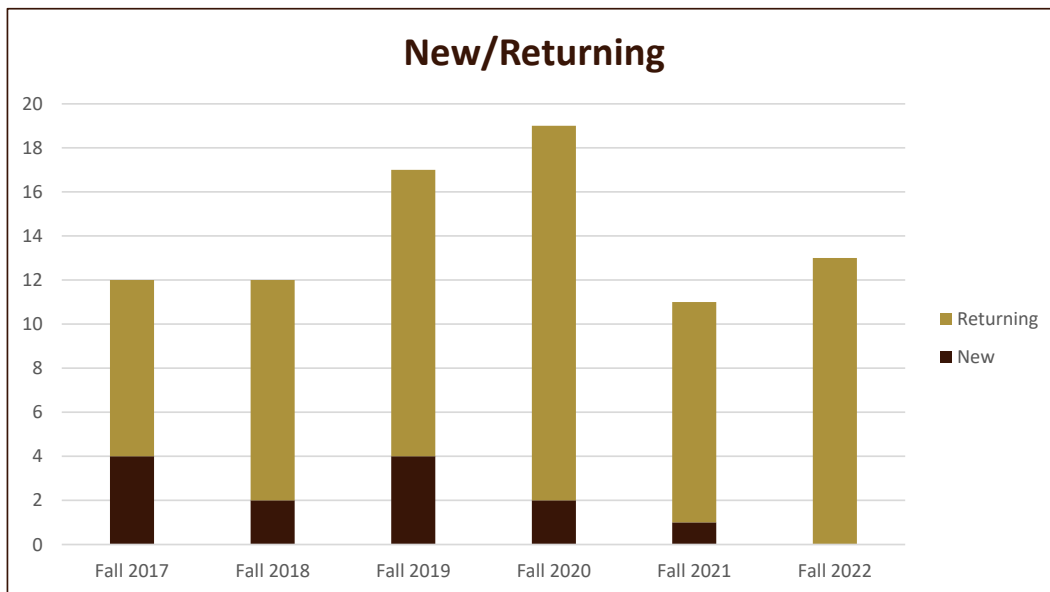
Using Fall Semester data (Fall 2017 to Fall 2022) for Term specific measures



| Enrollment by FT/PT | | | | | | |
|---------------------|-----------|-----------|-----------|-----------|-----------|-----------|
| | Fall 2017 | Fall 2018 | Fall 2019 | Fall 2020 | Fall 2021 | Fall 2022 |
| Full | 11 | 12 | 15 | 18 | 11 | 12 |
| Part | 1 | | 2 | 1 | | 1 |
| Grand Total | 12 | 12 | 17 | 19 | 11 | 13 |



| New/Return Headcount | | | | | | |
|----------------------|-----------|-----------|-----------|-----------|-----------|-----------|
| | Fall 2017 | Fall 2018 | Fall 2019 | Fall 2020 | Fall 2021 | Fall 2022 |
| New | 4 | 2 | 4 | 2 | 1 | |
| Returning | 8 | 10 | 13 | 17 | 10 | 13 |
| Grand Total | 12 | 12 | 17 | 19 | 11 | 13 |



SMSU Music Teacher Education Program Data

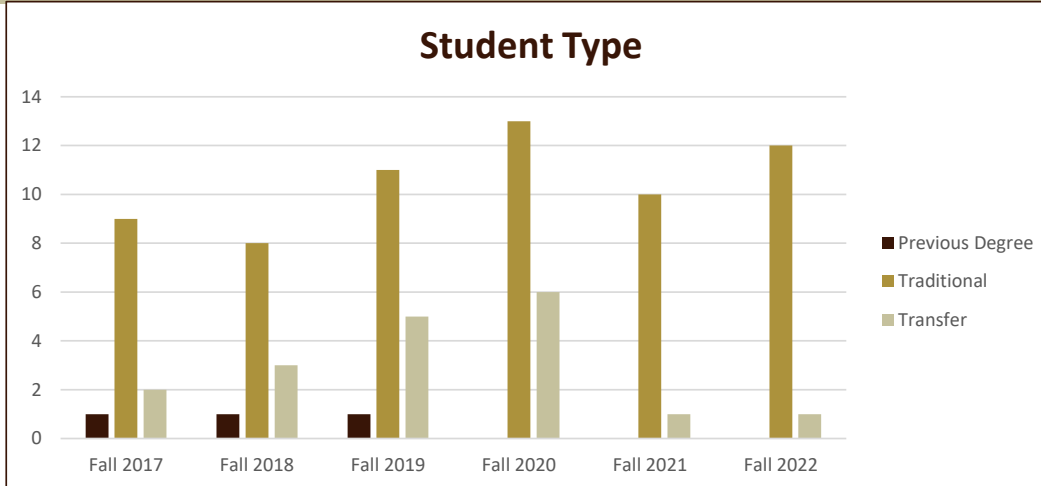
Majors Enrolled



Academic Years 2017-18 to 2022-23

Using Fall Semester data (Fall 2017 to Fall 2022) for Term specific measures

| Student Type | Fall 2017 | Fall 2018 | Fall 2019 | Fall 2020 | Fall 2021 | Fall 2022 |
|--------------------|-----------|-----------|-----------|-----------|-----------|-----------|
| Previous Degree | 1 | 1 | 1 | | | |
| Traditional | 9 | 8 | 11 | 13 | 10 | 12 |
| Transfer | 2 | 3 | 5 | 6 | 1 | 1 |
| Grand Total | 12 | 12 | 17 | 19 | 11 | 13 |



| | Fall 2017 | Fall 2018 | Fall 2019 | Fall 2020 | Fall 2021 | |
|-------------------------|-------------|-------------|-------------|-------------|-------------|------|
| Program ACT Avg. | 26.0 | 22.0 | 21.0 | 23.0 | 24.0 | |
| SMSU Avg. | 21.1 | 20.7 | 21.3 | 20.3 | 20.7 | 19.8 |

| | Fall 2017 | Fall 2018 | Fall 2019 | Fall 2020 | Fall 2021 | |
|-------------------------------|-------------|-------------|-------------|-------------|-------------|------|
| Program H.S. Rank Avg. | 67.3 | 57.0 | 49.3 | 47.0 | 93.0 | |
| SMSU Avg. | 56.1 | 54.4 | 56.7 | 57.2 | 60.8 | 62.3 |

| | Fall 2017 | Fall 2018 | Fall 2019 | Fall 2020 | | |
|-------------------------|-------------|-------------|-------------|-------------|------|-----|
| Program Avg. GPA | 3.71 | 3.67 | 2.97 | 3.00 | | |
| SMSU Avg. | 2.68 | 2.93 | 3.01 | 3.02 | 3.15 | 3.4 |

| | Fall 2017 | Fall 2018 | Fall 2019 | Fall 2020 | Fall 2021 | |
|-----------------------------|--------------|--------------|--------------|--------------|--------------|------|
| Program Avg. Credits | 16.50 | 17.50 | 15.75 | 15.00 | 16.00 | |
| SMSU Avg. | 14.85 | 15.15 | 14.93 | 15.13 | 14.49 | 15.1 |