

SMSU Music Program Data

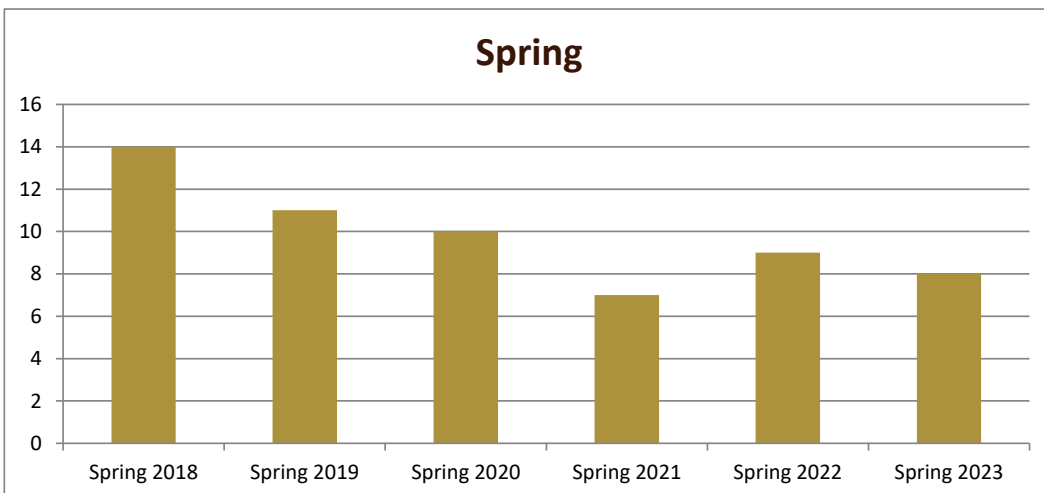
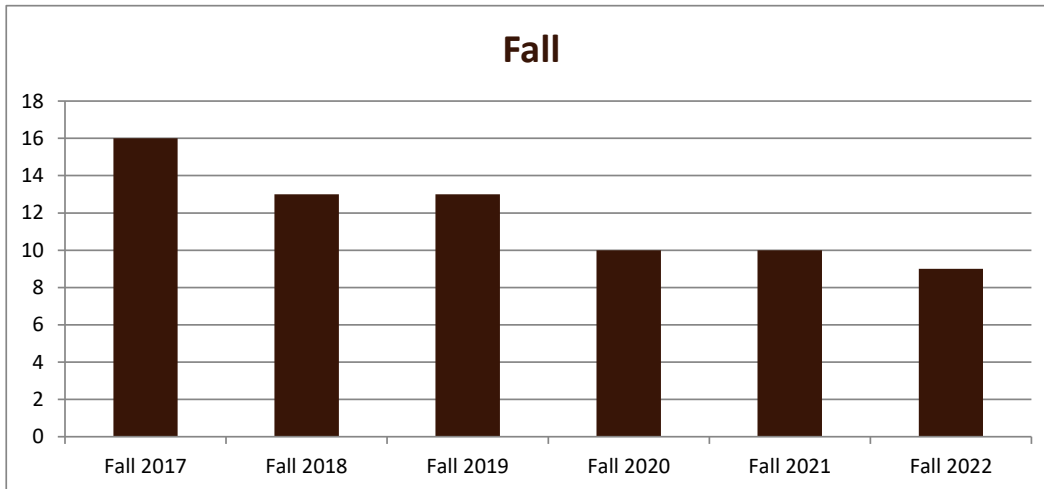
Majors Enrolled

Academic Years 2017-18 to 2022-23

Using Fall Semester data (Fall 2017 to Fall 2022) for Term specific measures



Enrollment by Term						
	2018	2019	2020	2021	2022	2023
Fall	16	13	13	10	10	9
Spring	14	11	10	7	9	8
Summer	1		3	3	2	2



SMSU Music Program Data

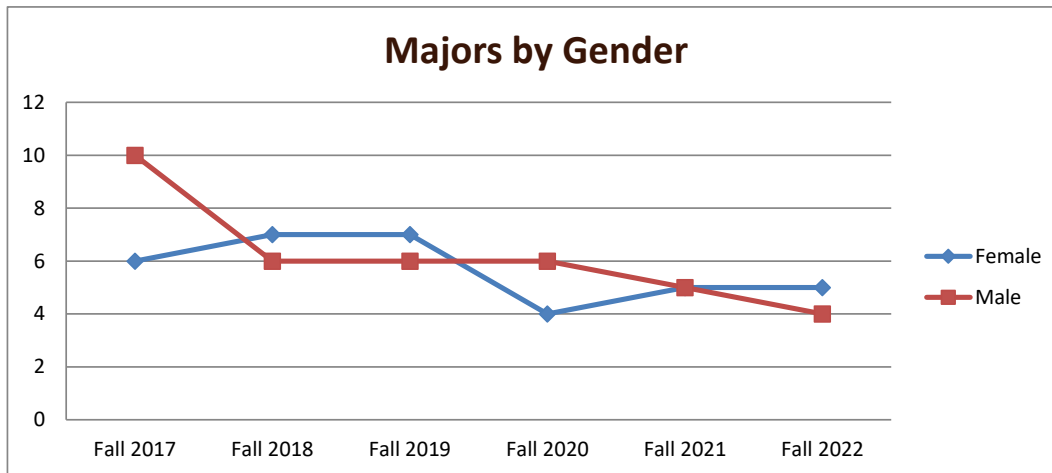
Majors Enrolled

Academic Years 2017-18 to 2022-23

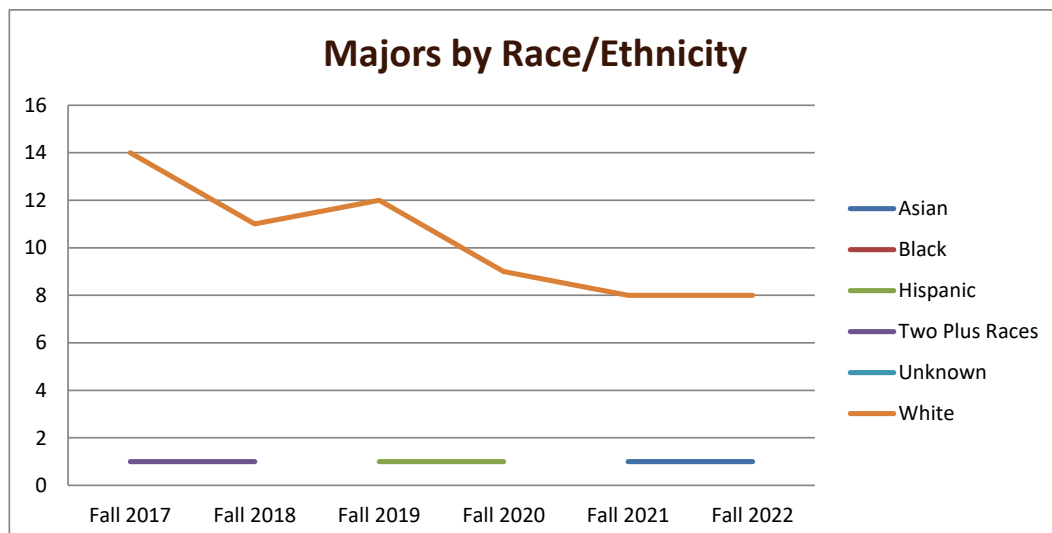
Using Fall Semester data (Fall 2017 to Fall 2022) for Term specific measures



Enrollment by Gender						
	Fall 2017	Fall 2018	Fall 2019	Fall 2020	Fall 2021	Fall 2022
Female	6	7	7	4	5	5
Male	10	6	6	6	5	4
Grand Total	16	13	13	10	10	9



Enrollment by Race/Ethnicity						
	Fall 2017	Fall 2018	Fall 2019	Fall 2020	Fall 2021	Fall 2022
Asian					1	1
Black		1			1	
Hispanic			1	1		
Two Plus Races	1	1				
Unknown	1					
White	14	11	12	9	8	8
Grand Total	16	13	13	10	10	9



SMSU Music Program Data

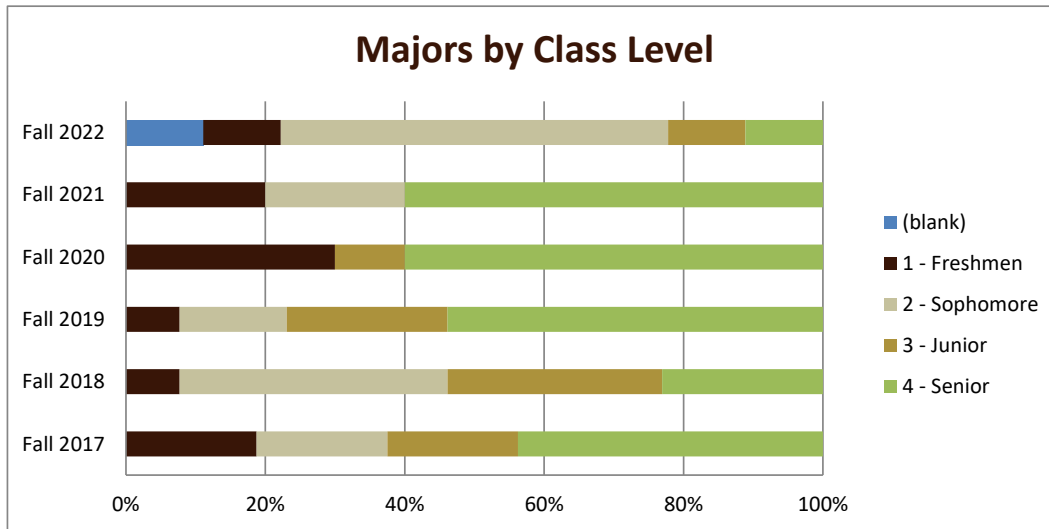
Majors Enrolled

Academic Years 2017-18 to 2022-23

Using Fall Semester data (Fall 2017 to Fall 2022) for Term specific measures



Enrollment by Class						
	Fall 2017	Fall 2018	Fall 2019	Fall 2020	Fall 2021	Fall 2022
(blank)						1
1 - Freshmen	3	1	1	3	2	1
2 - Sophomore	3	5	2		2	5
3 - Junior	3	4	3	1		1
4 - Senior	7	3	7	6	6	1
Grand Total	16	13	13	10	10	9



SMSU Music Program Data

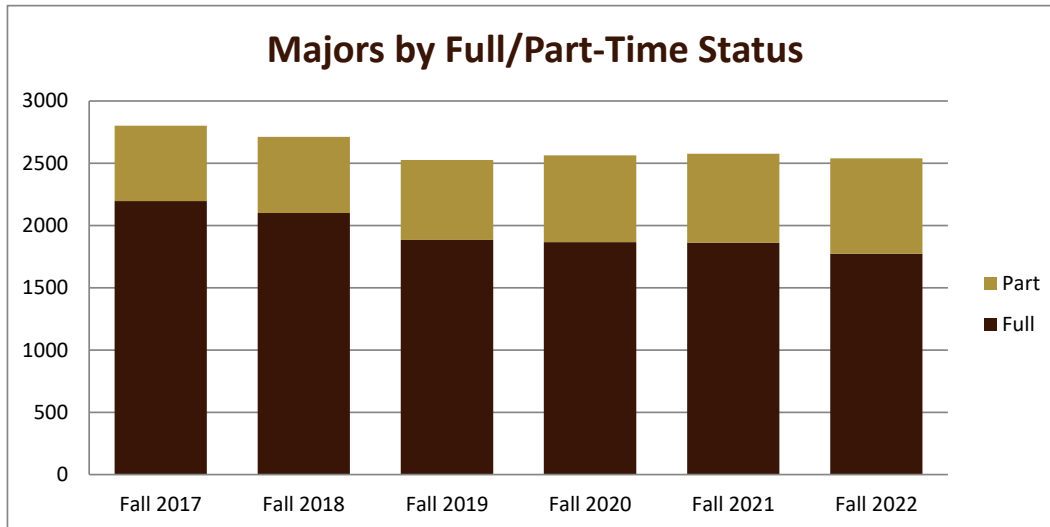
Majors Enrolled

Academic Years 2017-18 to 2022-23

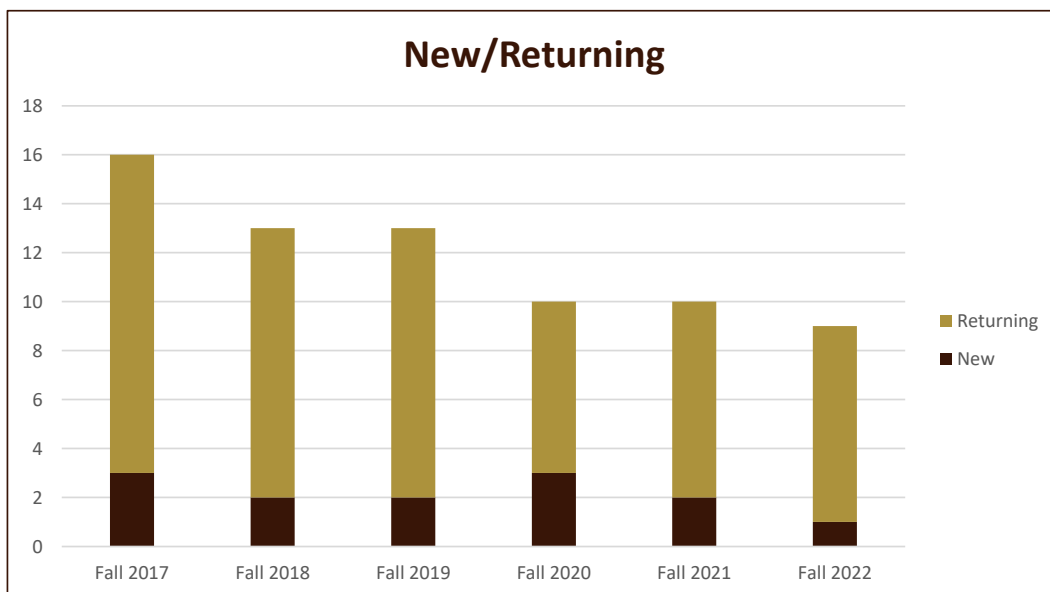
Using Fall Semester data (Fall 2017 to Fall 2022) for Term specific measures



Enrollment by FT/PT						
	Fall 2017	Fall 2018	Fall 2019	Fall 2020	Fall 2021	Fall 2022
Full	14	12	10	9	9	8
Part	2	1	3	1	1	1
Grand Total	16	13	13	10	10	9



New/Return Headcount						
	Fall 2017	Fall 2018	Fall 2019	Fall 2020	Fall 2021	Fall 2022
New	3	2	2	3	2	1
Returning	13	11	11	7	8	8
Grand Total	16	13	13	10	10	9



SMSU Music Program Data

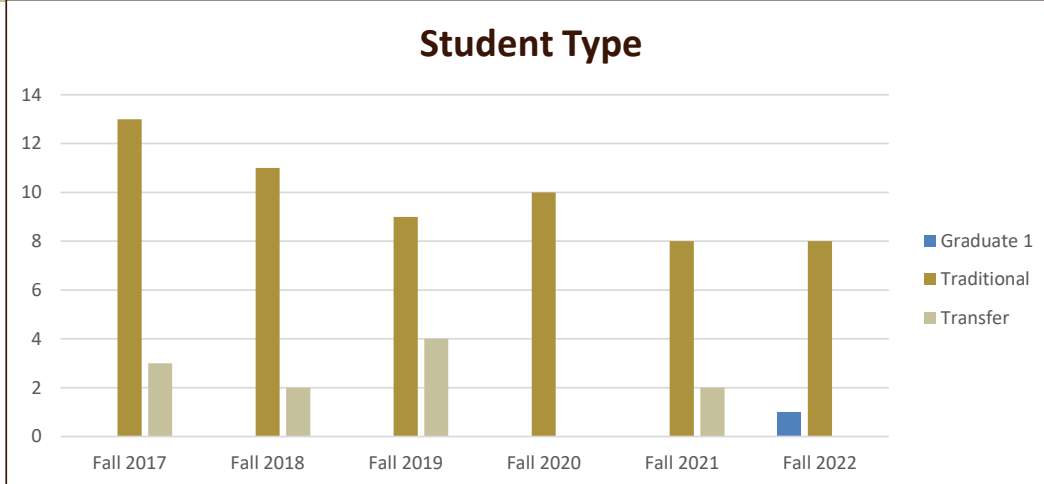
Majors Enrolled

Academic Years 2017-18 to 2022-23

Using Fall Semester data (Fall 2017 to Fall 2022) for Term specific measures



Student Type	Fall 2017	Fall 2018	Fall 2019	Fall 2020	Fall 2021	Fall 2022
Graduate 1						1
Traditional	13	11	9	10	8	8
Transfer	3	2	4		2	
Grand Total	16	13	13	10	10	9



	Fall 2017	Fall 2018	Fall 2019	Fall 2020	Fall 2021	Fall 2022
Program ACT Avg.	23.7	18.5	25.0	21.0	25.5	19.0
SMSU Avg.	21.1	20.7	21.3	20.3	20.7	19.8

	Fall 2017	Fall 2018	Fall 2019	Fall 2020	Fall 2021	Fall 2022
Program H.S. Rank Avg.	82.0	11.0	55.5	44.0	71.0	30.0
SMSU Avg.	56.1	54.4	56.7	57.2	60.8	62.3

	Fall 2017	Fall 2019	Fall 2020	Fall 2021	Fall 2022
Program Avg. GPA	2.75	3.33			
SMSU Avg.	2.68	2.93	3.01	3.02	3.15

	Fall 2017	Fall 2018	Fall 2019	Fall 2020	Fall 2021	Fall 2022
Program Avg. Credits	15.67	13.50	16.00	14.33	17.50	18.00
SMSU Avg.	14.85	15.15	14.93	15.13	14.49	15.1