

SMSU Accounting Program Data

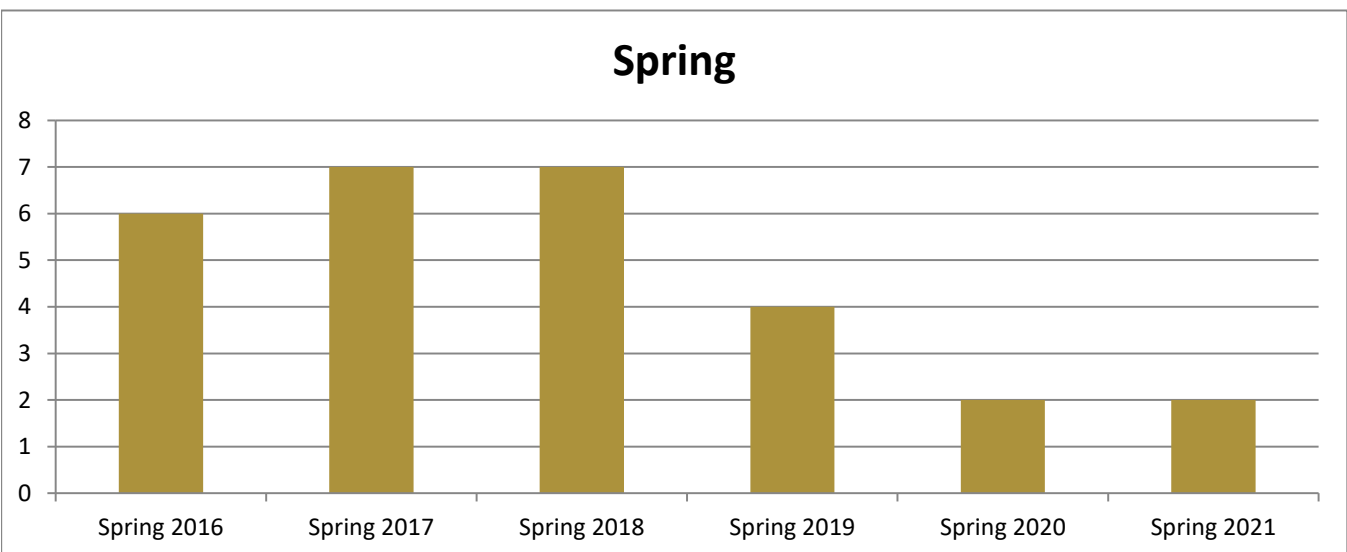
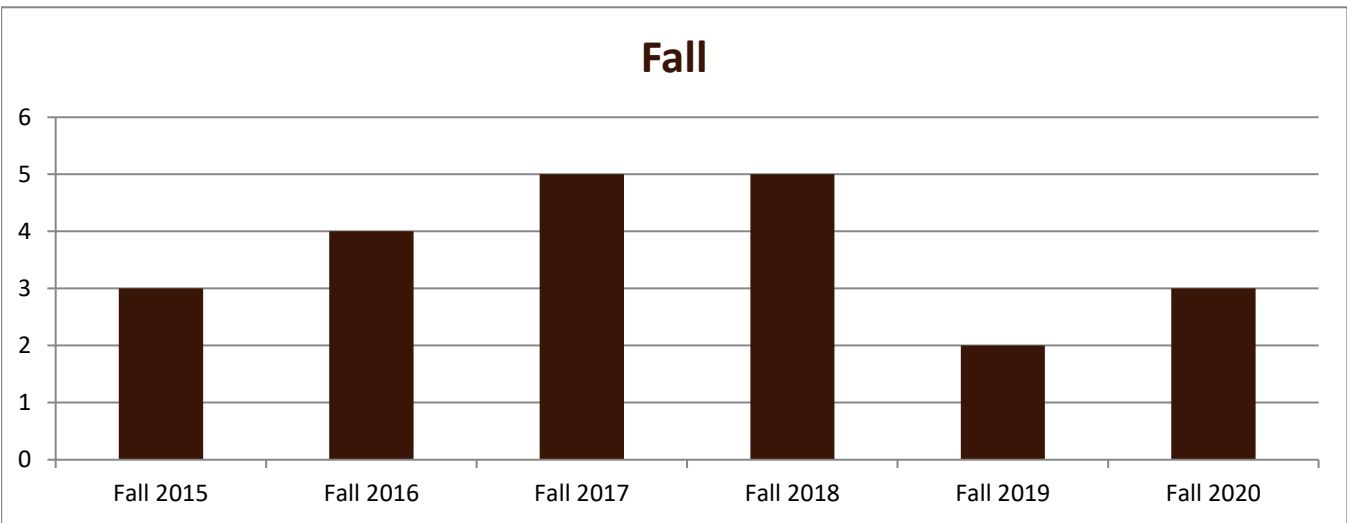
Enrolled Minors

Academic Years 2015-16 to 2020-21

Using Fall Semester Data (Fall 2015 to Fall 2020) for Term Specific measures



Enrolled by AY & Term	2016	2017	2018	2019	2020	2021
Fall	3	4	5	5	2	3
Spring	6	7	7	4	2	2
Summer		3	3	4	2	
Grand Total	9	14	15	13	6	5



SMSU Accounting Program Data

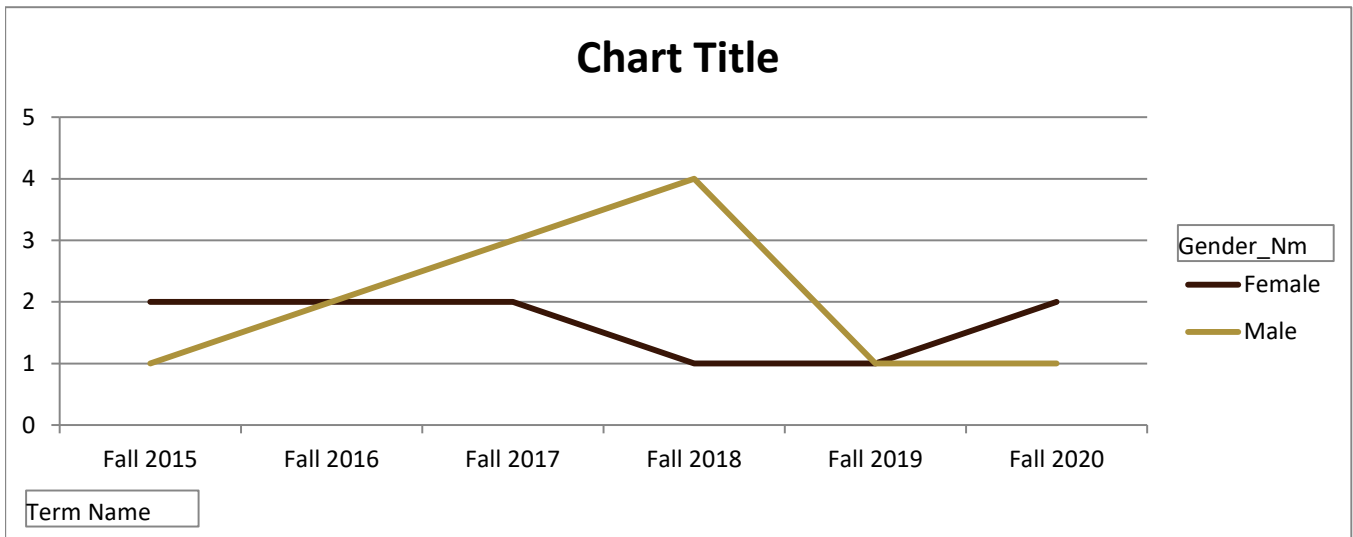
Enrolled Minors

Academic Years 2015-16 to 2020-21

Using Fall Semester Data (Fall 2015 to Fall 2020) for Term Specific measures



By Gender	Fall 2015	Fall 2016	Fall 2017	Fall 2018	Fall 2019	Fall 2020
Female	2	2	2	1	1	2
Male	1	2	3	4	1	1
Grand Total	3	4	5	5	2	3



SMSU Accounting Program Data

Enrolled Minors

Academic Years 2015-16 to 2020-21

Using Fall Semester Data (Fall 2015 to Fall 2020) for Term Specific measures



By Class Level	Fall 2015	Fall 2016	Fall 2017	Fall 2018	Fall 2019	Fall 2020
1 - Freshmen			1	1		
2 - Sophomore					1	1
3 - Junior	2	2		1	1	2
4 - Senior	1	2	4	3		
Grand Total	3	4	5	5	2	3

