

# SMSU Agribusiness Management Program Data

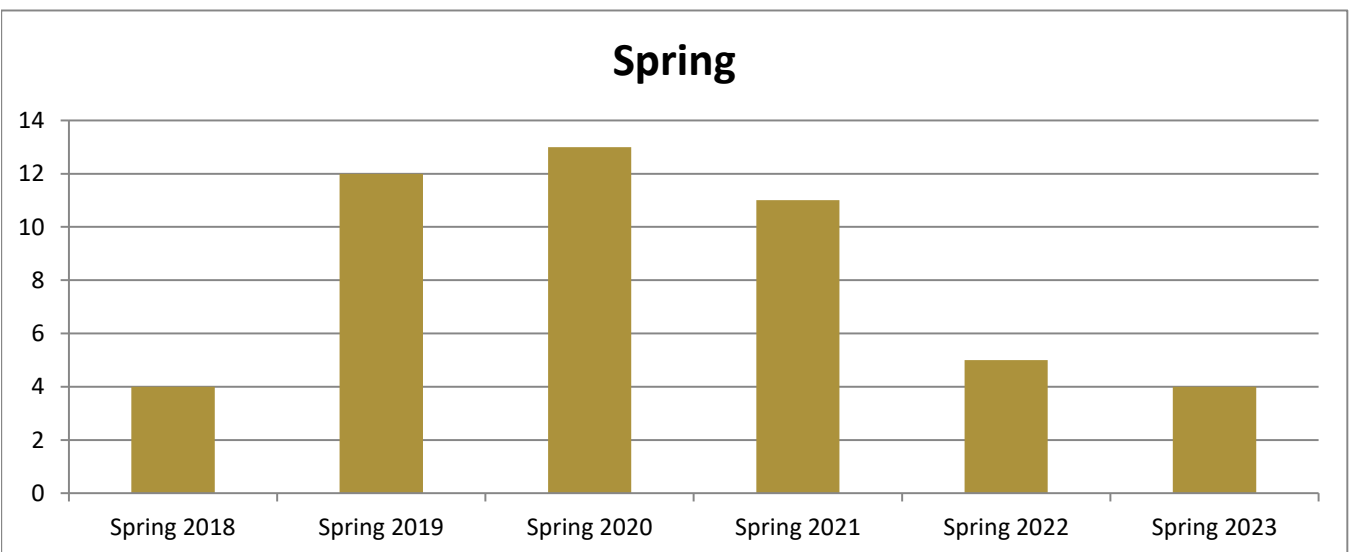
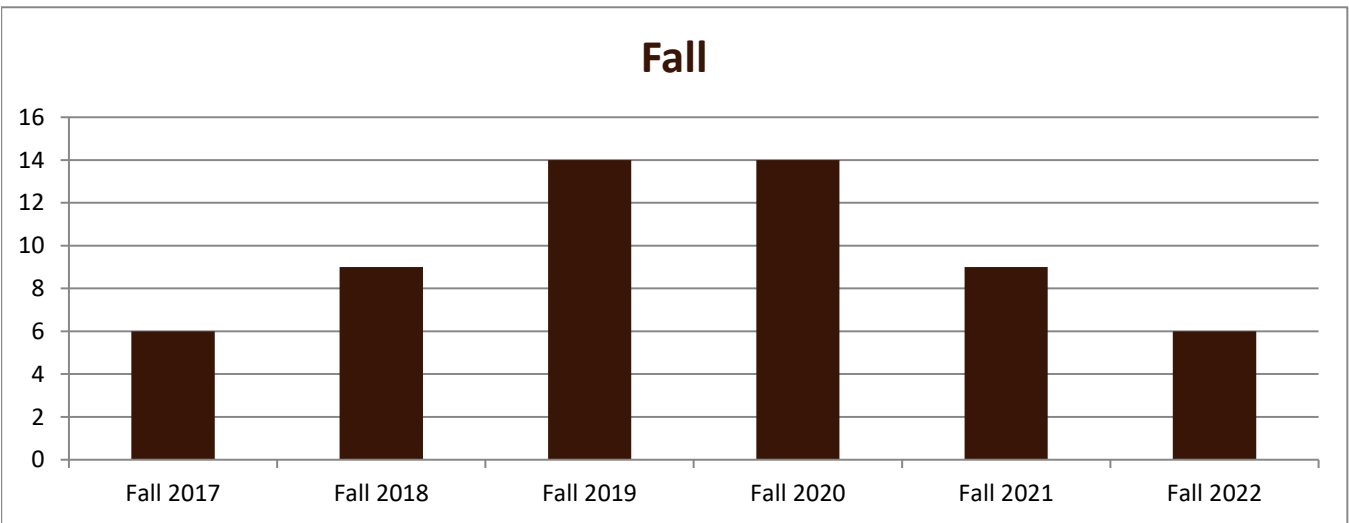
## Enrolled Minors

Academic Years 2017-18 to 2022-23

Using Fall Semester Data (Fall 2017 to Fall 2022) for Term Specific measures



Enrolled by AY & Term		2018	2019	2020	2021	2022	2023
Fall		6	9	14	14	9	6
Spring		4	12	13	11	5	4
Summer		4	3	3	4	3	4
<b>Grand Total</b>		<b>14</b>	<b>24</b>	<b>30</b>	<b>29</b>	<b>17</b>	<b>14</b>



# SMSU Agribusiness Management Program Data

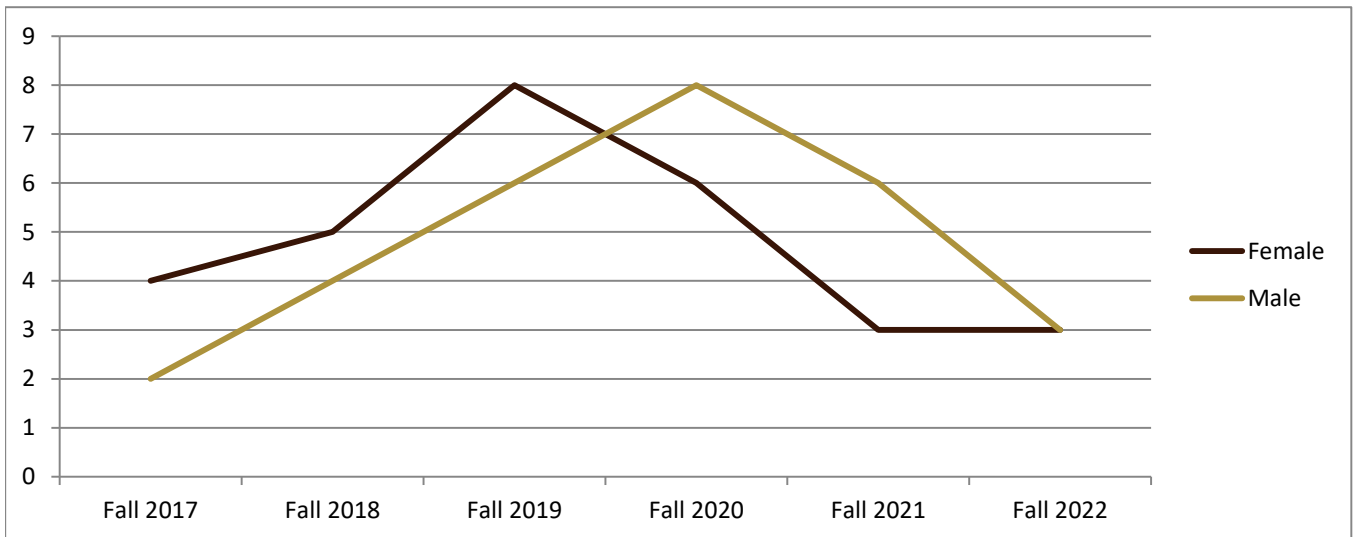
## Enrolled Minors

Academic Years 2017-18 to 2022-23

Using Fall Semester Data (Fall 2017 to Fall 2022) for Term Specific measures



By Gender	Fall 2017	Fall 2018	Fall 2019	Fall 2020	Fall 2021	Fall 2022
Female	4	5	8	6	3	3
Male	2	4	6	8	6	3
<b>Grand Total</b>	<b>6</b>	<b>9</b>	<b>14</b>	<b>14</b>	<b>9</b>	<b>6</b>



# SMSU Agribusiness Management Program Data

## Enrolled Minors

Academic Years 2017-18 to 2022-23

Using Fall Semester Data (Fall 2017 to Fall 2022) for Term Specific measures



By Class Level	Fall 2017	Fall 2018	Fall 2019	Fall 2020	Fall 2021	Fall 2022
1 - Freshmen		3		2		
2 - Sophomore	1	1	4	2	3	1
3 - Junior	3	3	6	4	1	2
4 - Senior	2	2	4	6	5	3
<b>Grand Total</b>	<b>6</b>	<b>9</b>	<b>14</b>	<b>14</b>	<b>9</b>	<b>6</b>

