

# SMSU Criminal Justice Program Data

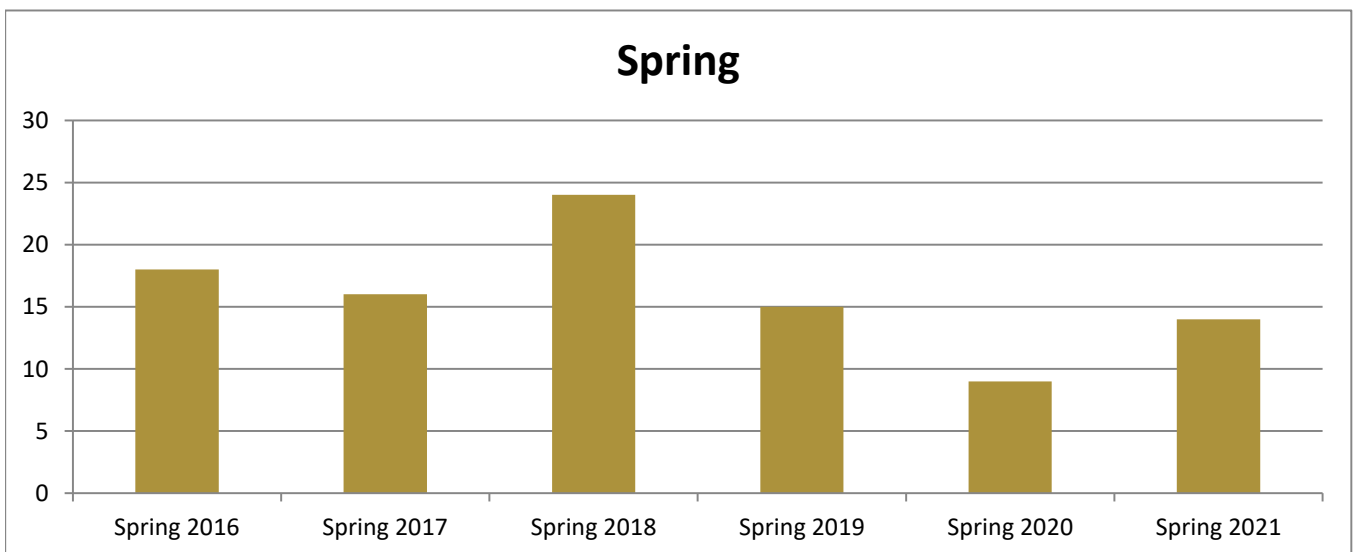
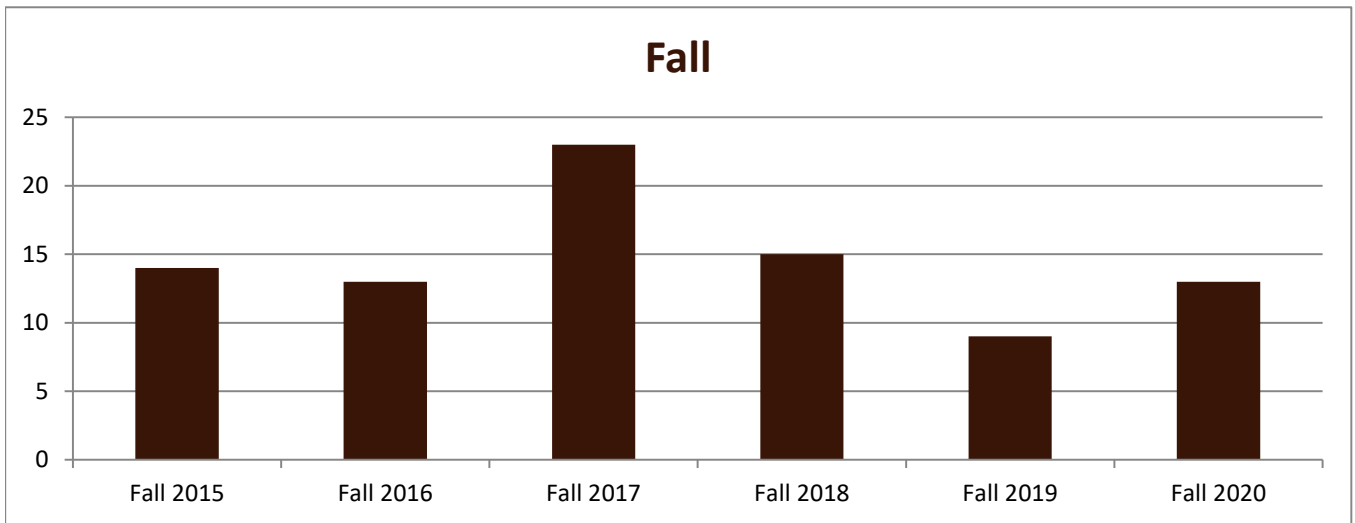
## Enrolled Minors

Academic Years 2015-16 to 2020-21

Using Fall Semester Data (Fall 2015 to Fall 2020) for Term Specific measures



Enrolled by AY & Term	2016	2017	2018	2019	2020	2021
Fall	14	13	23	15	9	13
Spring	18	16	24	15	9	14
Summer	7	6	4	8	2	3
<b>Grand Total</b>	<b>39</b>	<b>35</b>	<b>51</b>	<b>38</b>	<b>20</b>	<b>30</b>



# SMSU Criminal Justice Program Data

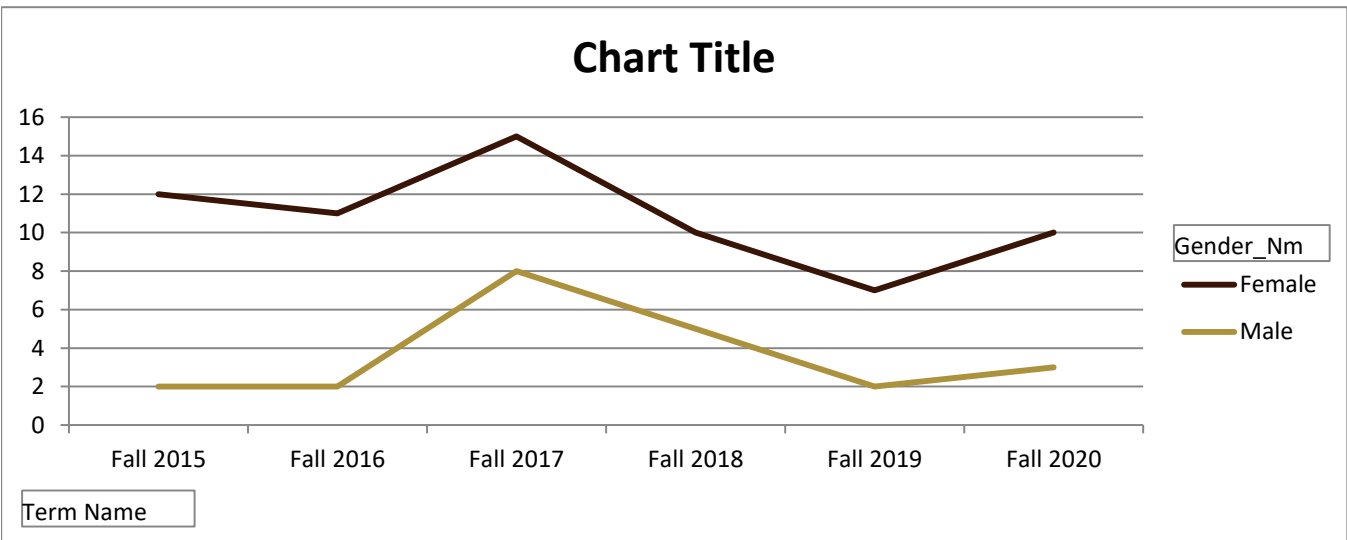
## Enrolled Minors

Academic Years 2015-16 to 2020-21

Using Fall Semester Data (Fall 2015 to Fall 2020) for Term Specific measures



By Gender	Fall 2015	Fall 2016	Fall 2017	Fall 2018	Fall 2019	Fall 2020
Female	12	11	15	10	7	10
Male	2	2	8	5	2	3
<b>Grand Total</b>	<b>14</b>	<b>13</b>	<b>23</b>	<b>15</b>	<b>9</b>	<b>13</b>



# SMSU Criminal Justice Program Data

## Enrolled Minors

Academic Years 2015-16 to 2020-21

Using Fall Semester Data (Fall 2015 to Fall 2020) for Term Specific measures



By Class Level	Fall 2015	Fall 2016	Fall 2017	Fall 2018	Fall 2019	Fall 2020
1 - Freshmen		1	3	1		2
2 - Sophomore	4	3	6	4	2	1
3 - Junior	6	7	6	7	5	6
4 - Senior	4	2	8	3	2	4
<b>Grand Total</b>	<b>14</b>	<b>13</b>	<b>23</b>	<b>15</b>	<b>9</b>	<b>13</b>

