

SMSU Environmental Science Program Data

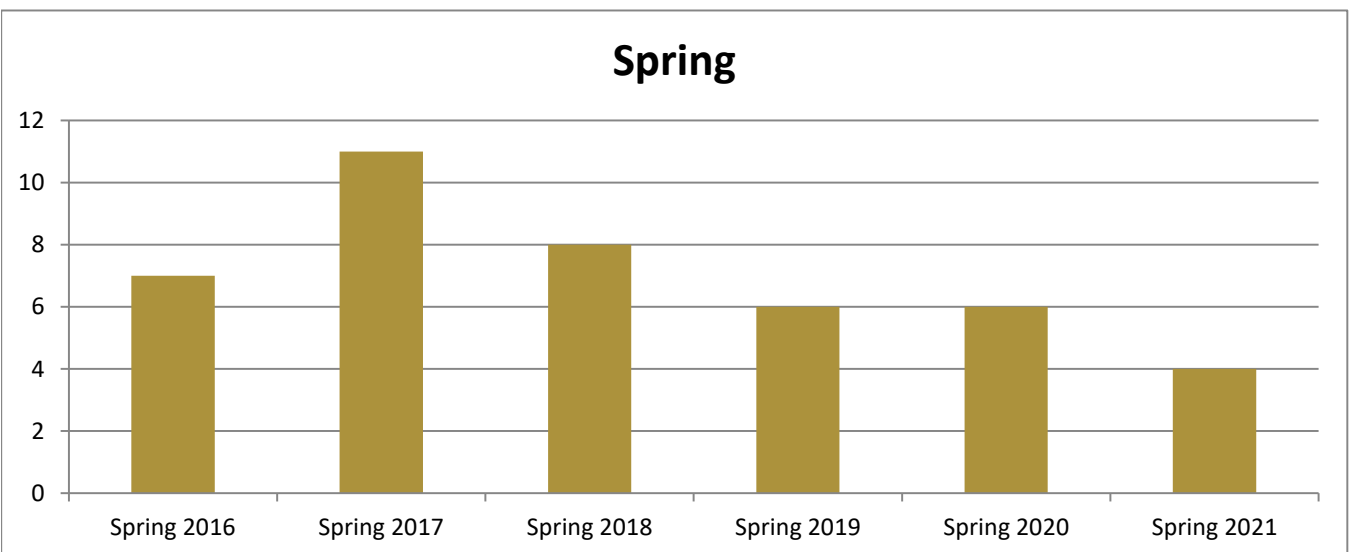
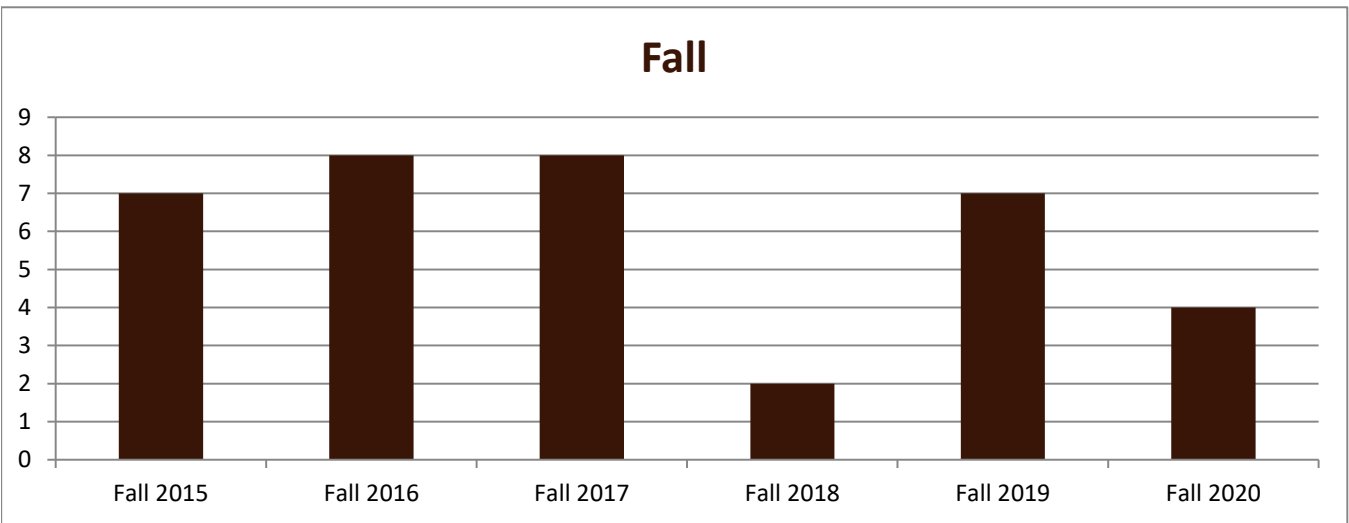
Enrolled Minors

Academic Years 2015-16 to 2020-21

Using Fall Semester Data (Fall 2015 to Fall 2020) for Term Specific measures



Enrolled by AY & Term	2016	2017	2018	2019	2020	2021
Fall	7	8	8	2	7	4
Spring	7	11	8	6	6	4
Summer		1				
Grand Total	14	20	16	8	13	8



SMSU Environmental Science Program Data

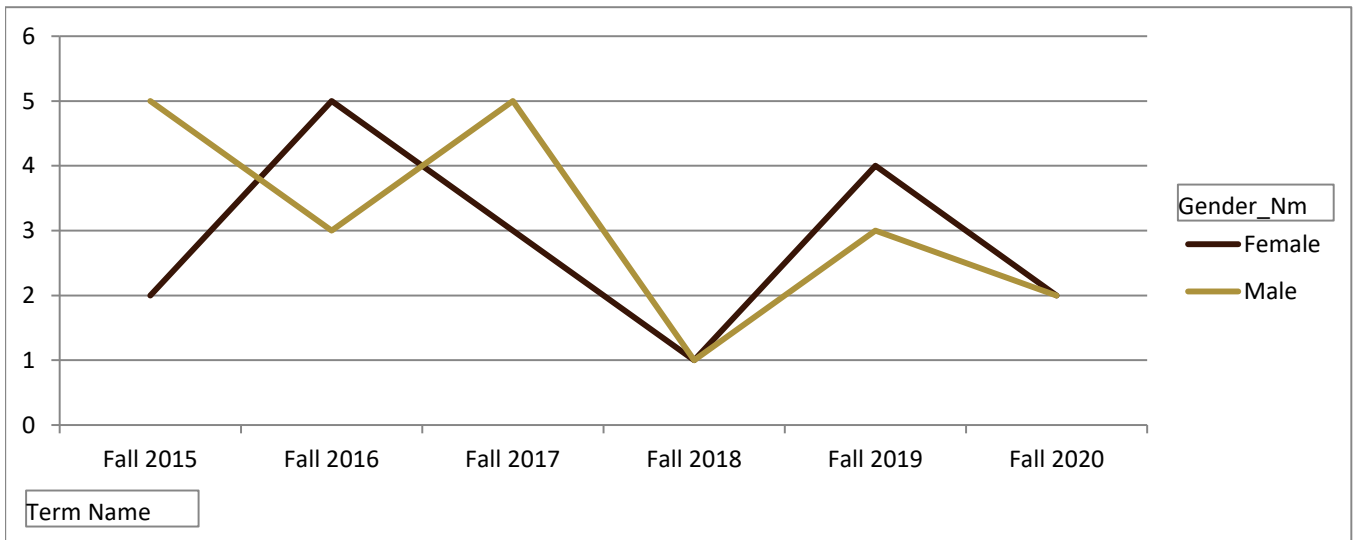
Enrolled Minors

Academic Years 2015-16 to 2020-21

Using Fall Semester Data (Fall 2015 to Fall 2020) for Term Specific measures



By Gender	Fall 2015	Fall 2016	Fall 2017	Fall 2018	Fall 2019	Fall 2020
Female	2	5	3	1	4	2
Male	5	3	5	1	3	2
Grand Total	7	8	8	2	7	4



SMSU Environmental Science Program Data

Enrolled Minors

Academic Years 2015-16 to 2020-21

Using Fall Semester Data (Fall 2015 to Fall 2020) for Term Specific measures



By Class Level	Fall 2015	Fall 2016	Fall 2017	Fall 2018	Fall 2019	Fall 2020
1 - Freshmen	1	1			1	
2 - Sophomore	2	1	2		1	1
3 - Junior	3	2		1	1	1
4 - Senior	1	4	6	1	4	2
Grand Total	7	8	8	2	7	4

