

SMSU Finance Program Data

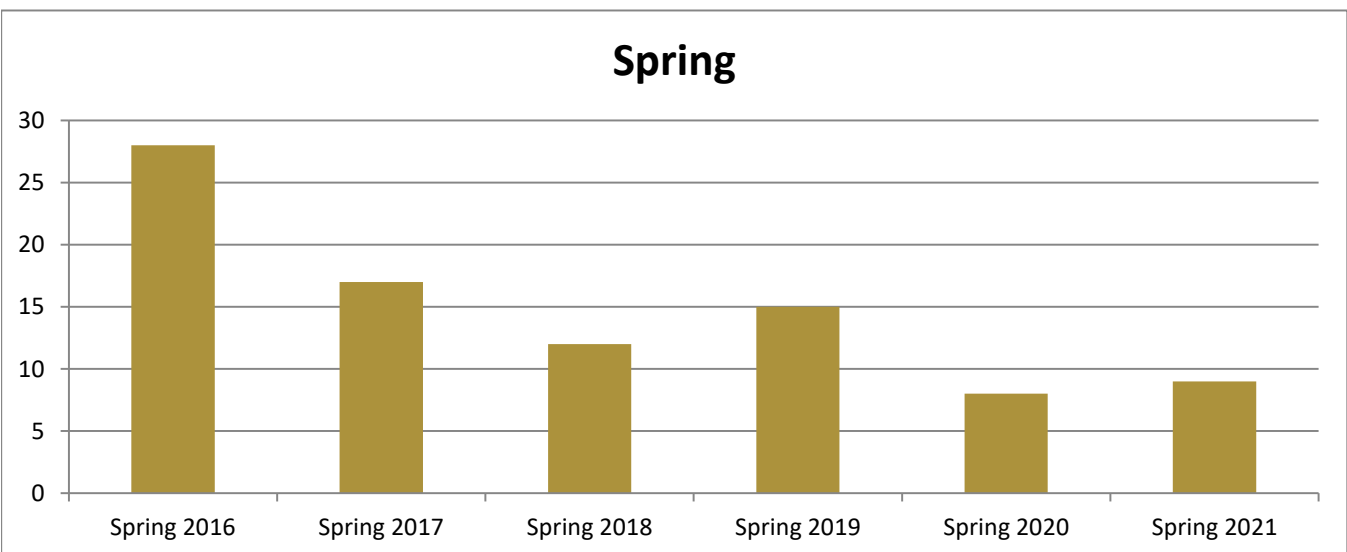
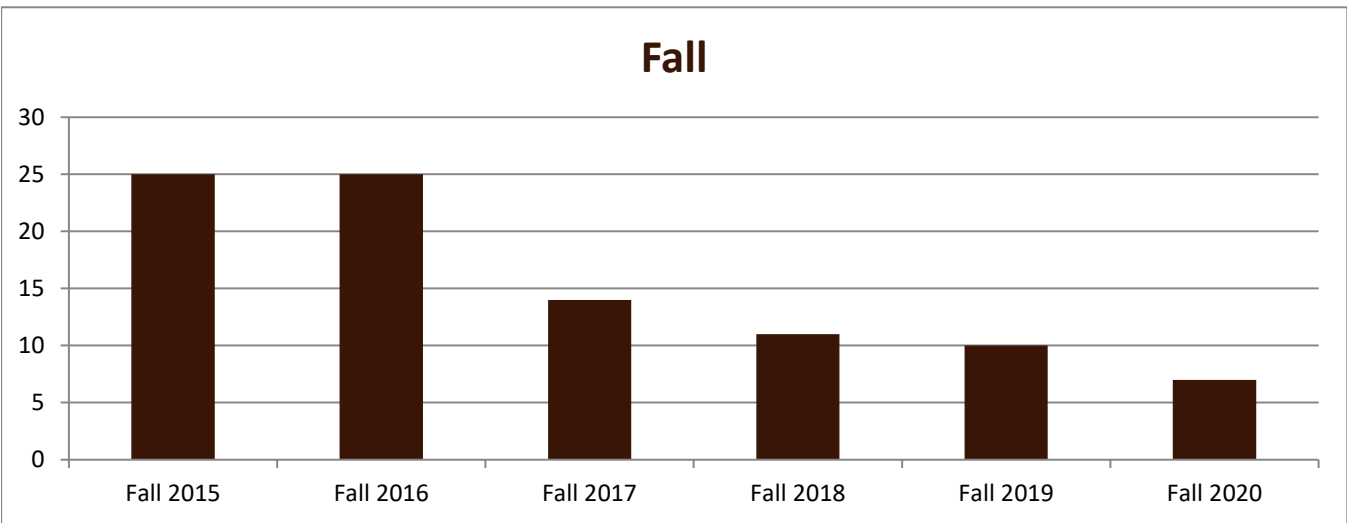
Enrolled Minors

Academic Years 2015-16 to 2020-21

Using Fall Semester Data (Fall 2015 to Fall 2020) for Term Specific measures



Enrolled by AY & Term	2016	2017	2018	2019	2020	2021
Fall	25	25	14	11	10	7
Spring	28	17	12	15	8	9
Summer	9	10	3	5	4	
Grand Total	62	52	29	31	22	16



SMSU Finance Program Data

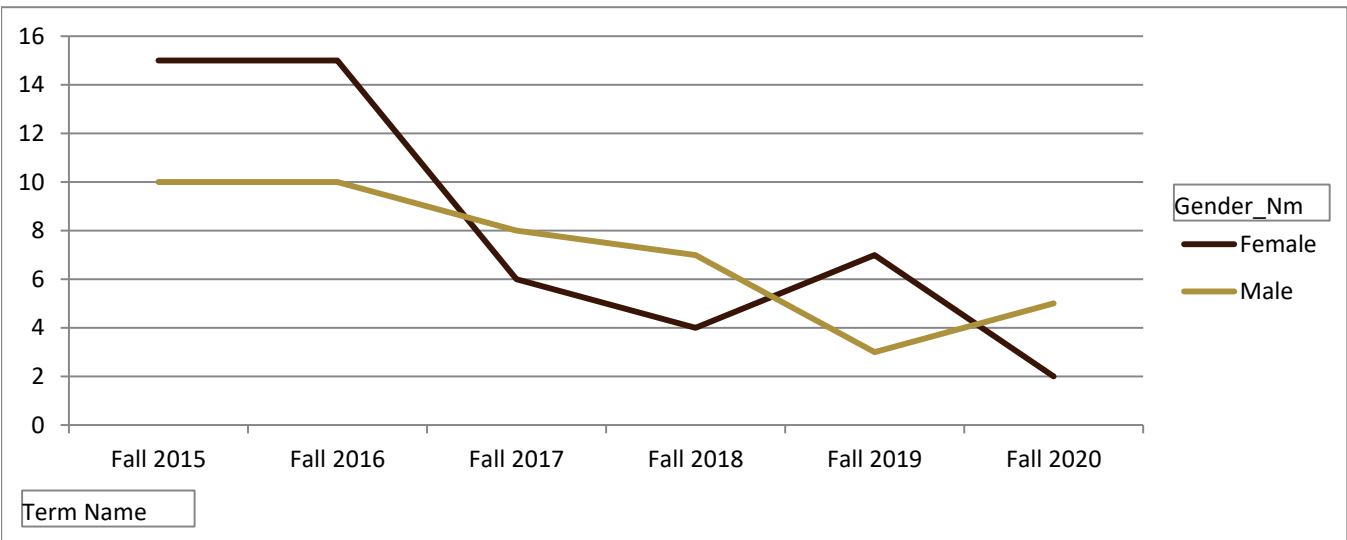
Enrolled Minors

Academic Years 2015-16 to 2020-21

Using Fall Semester Data (Fall 2015 to Fall 2020) for Term Specific measures



By Gender						
	Fall 2015	Fall 2016	Fall 2017	Fall 2018	Fall 2019	Fall 2020
Female	15	15	6	4	7	2
Male	10	10	8	7	3	5
Grand Total	25	25	14	11	10	7



SMSU Finance Program Data

Enrolled Minors

Academic Years 2015-16 to 2020-21

Using Fall Semester Data (Fall 2015 to Fall 2020) for Term Specific measures



By Class Level	Fall 2015	Fall 2016	Fall 2017	Fall 2018	Fall 2019	Fall 2020
1 - Freshmen	1	2	2			1
2 - Sophomore	4	5	2	1		
3 - Junior	6	4	3	4	4	
4 - Senior	14	14	7	6	6	6
Grand Total	25	25	14	11	10	7

