

# SMSU Indigenous Nations and Dakota Studies Program Data

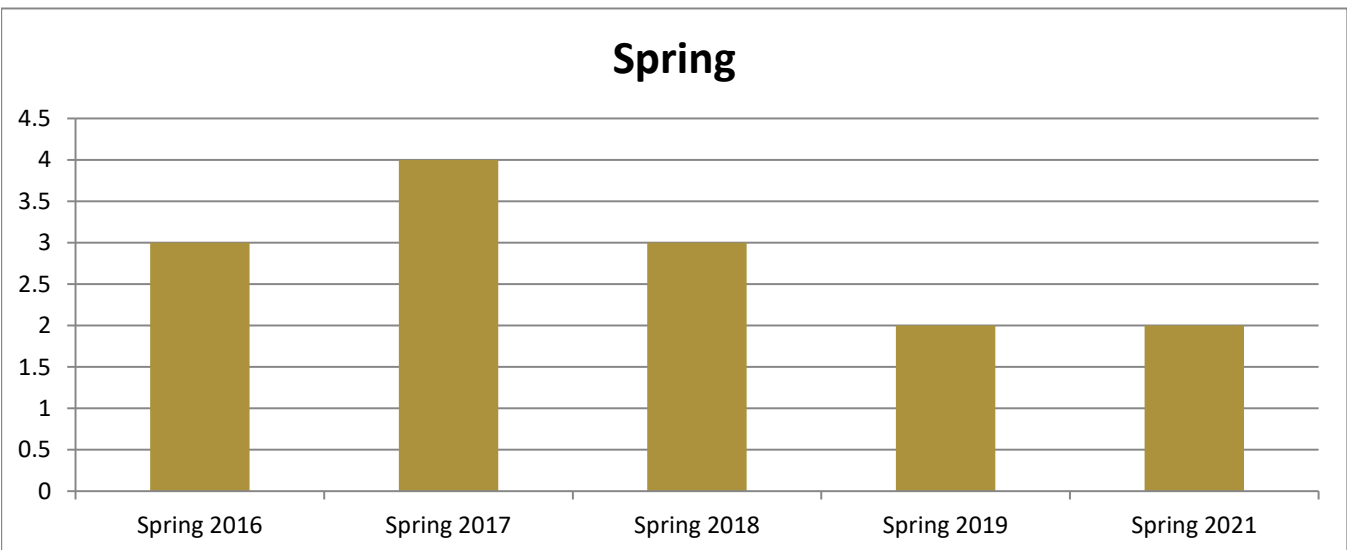
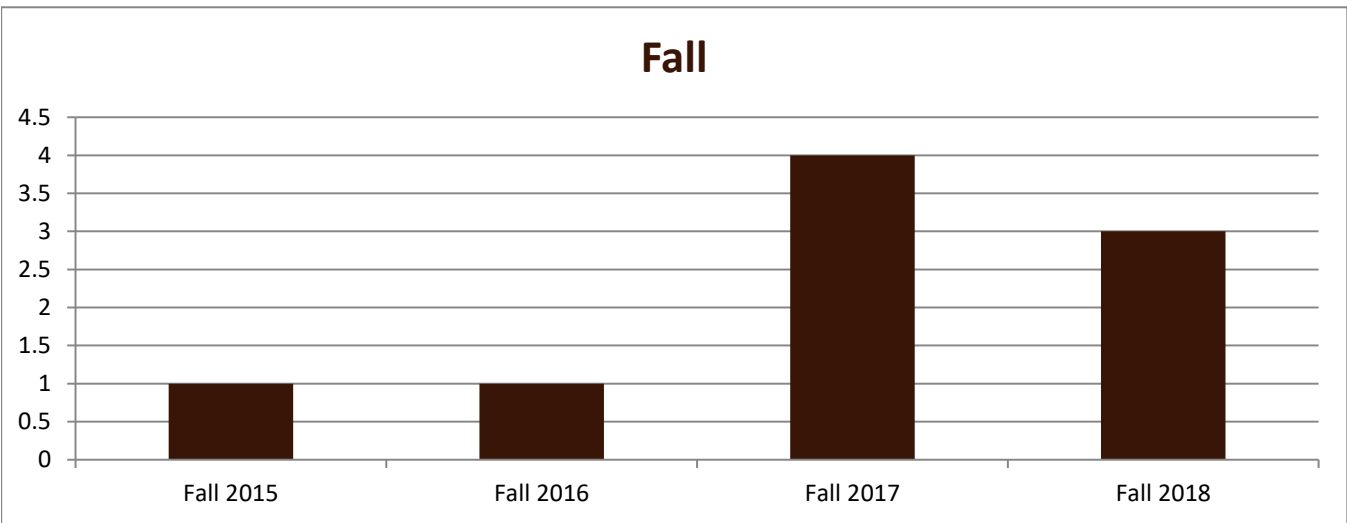
## Enrolled Minors

Academic Years 2015-16 to 2020-21

Using Fall Semester Data (Fall 2015 to Fall 2020) for Term Specific measures



| Enrolled by AY & Term |  | 2016     | 2017     | 2018     | 2019     | 2021     |
|-----------------------|--|----------|----------|----------|----------|----------|
| Fall                  |  | 1        | 1        | 4        | 3        |          |
| Spring                |  | 3        | 4        | 3        | 2        | 2        |
| Summer                |  |          |          | 1        | 1        |          |
| <b>Grand Total</b>    |  | <b>4</b> | <b>5</b> | <b>8</b> | <b>6</b> | <b>2</b> |



# SMSU Indigenous Nations and Dakota Studies Program Data

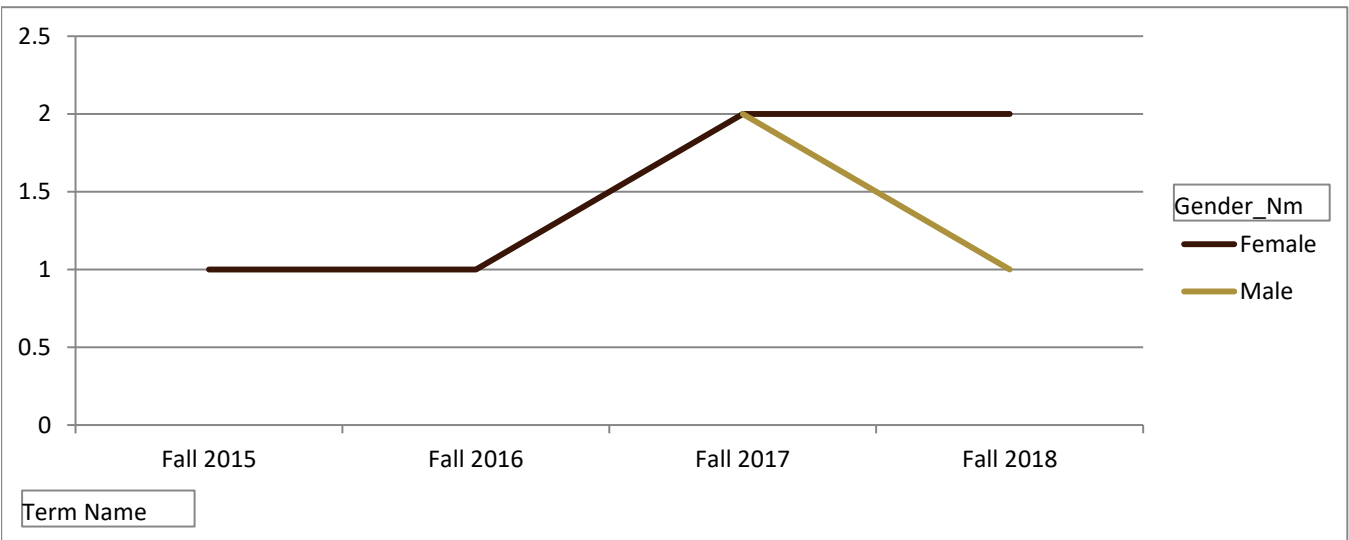
## Enrolled Minors

Academic Years 2015-16 to 2020-21

Using Fall Semester Data (Fall 2015 to Fall 2020) for Term Specific measures



| By Gender          | Fall 2015 | Fall 2016 | Fall 2017 | Fall 2018 |
|--------------------|-----------|-----------|-----------|-----------|
| Female             | 1         | 1         | 2         | 2         |
| Male               |           |           | 2         | 1         |
| <b>Grand Total</b> | <b>1</b>  | <b>1</b>  | <b>4</b>  | <b>3</b>  |



# SMSU Indigenous Nations and Dakota Studies Program Data

## Enrolled Minors

Academic Years 2015-16 to 2020-21

Using Fall Semester Data (Fall 2015 to Fall 2020) for Term Specific measures



| By Class Level     | Fall 2015 | Fall 2016 | Fall 2017 | Fall 2018 |
|--------------------|-----------|-----------|-----------|-----------|
| 2 - Sophomore      |           | 1         |           |           |
| 3 - Junior         |           |           | 2         |           |
| 4 - Senior         | 1         |           | 2         | 3         |
| <b>Grand Total</b> | <b>1</b>  | <b>1</b>  | <b>4</b>  | <b>3</b>  |

