

# SMSU Management Program Data

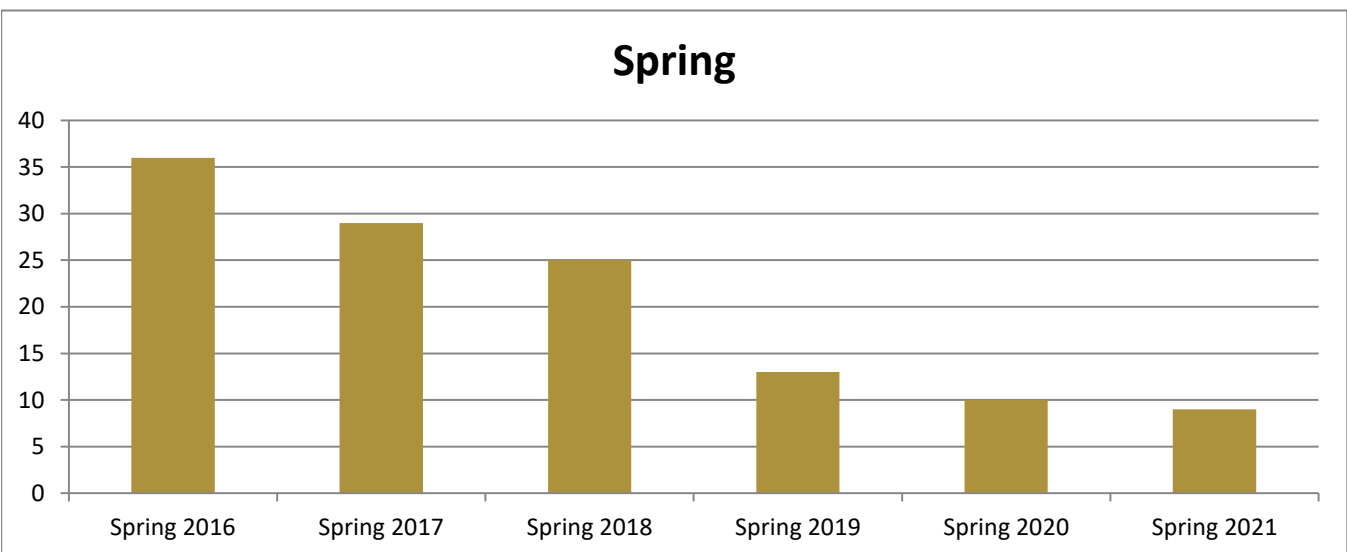
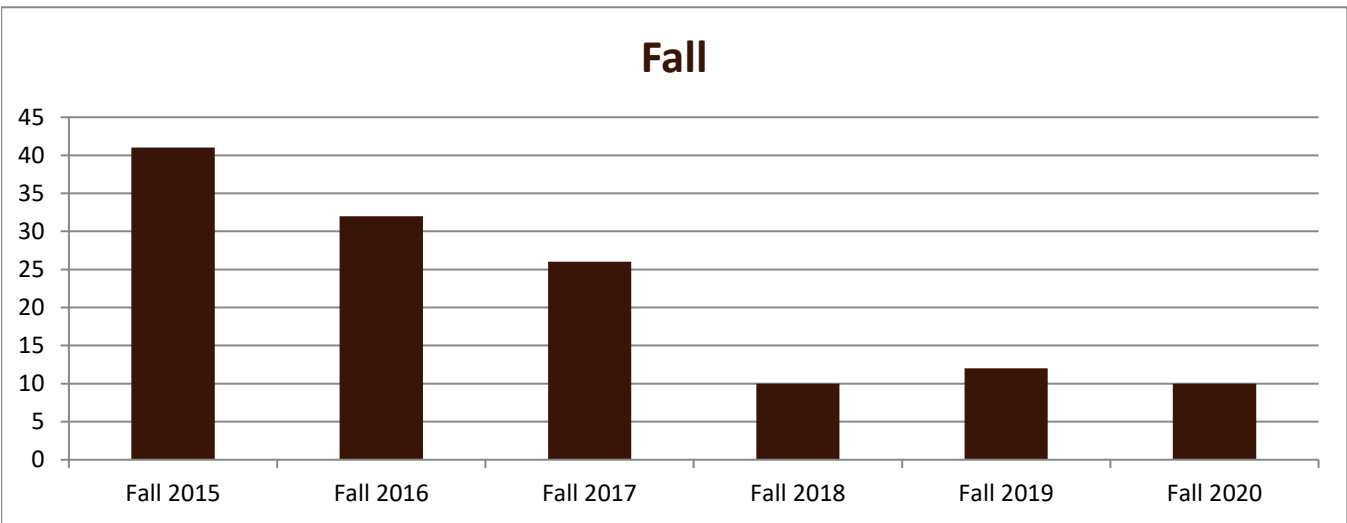
## Enrolled Minors

Academic Years 2015-16 to 2020-21

Using Fall Semester Data (Fall 2015 to Fall 2020) for Term Specific measures



Enrolled by AY & Term		2016	2017	2018	2019	2020	2021
Fall		41	32	26	10	12	10
Spring		36	29	25	13	10	9
Summer		15	12	14	12	1	1
<b>Grand Total</b>		<b>92</b>	<b>73</b>	<b>65</b>	<b>35</b>	<b>23</b>	<b>20</b>



# SMSU Management Program Data

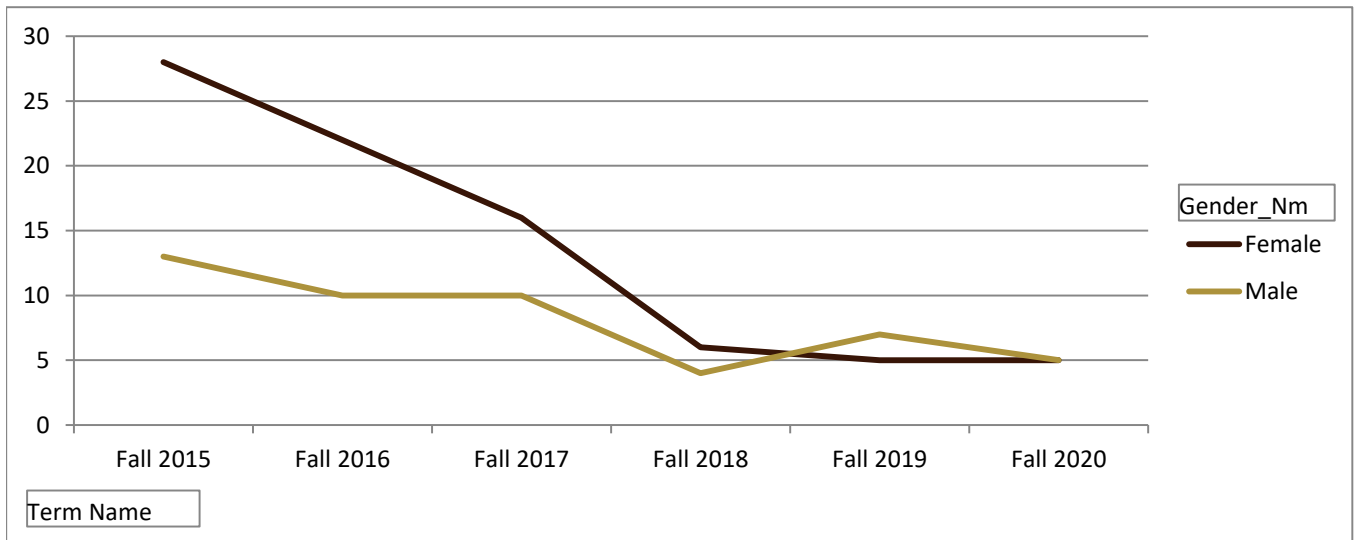
## Enrolled Minors

Academic Years 2015-16 to 2020-21

Using Fall Semester Data (Fall 2015 to Fall 2020) for Term Specific measures



By Gender	Fall 2015	Fall 2016	Fall 2017	Fall 2018	Fall 2019	Fall 2020
Female	28	22	16	6	5	5
Male	13	10	10	4	7	5
<b>Grand Total</b>	<b>41</b>	<b>32</b>	<b>26</b>	<b>10</b>	<b>12</b>	<b>10</b>



# SMSU Management Program Data

## Enrolled Minors

Academic Years 2015-16 to 2020-21

Using Fall Semester Data (Fall 2015 to Fall 2020) for Term Specific measures



By Class Level	Fall 2015	Fall 2016	Fall 2017	Fall 2018	Fall 2019	Fall 2020
1 - Freshmen	1	1	2	1		
2 - Sophomore	6	7	1	1	2	
3 - Junior	5	7	7	1	4	5
4 - Senior	29	17	16	7	6	5
<b>Grand Total</b>	<b>41</b>	<b>32</b>	<b>26</b>	<b>10</b>	<b>12</b>	<b>10</b>

