

# SMSU Mathematics Program Data

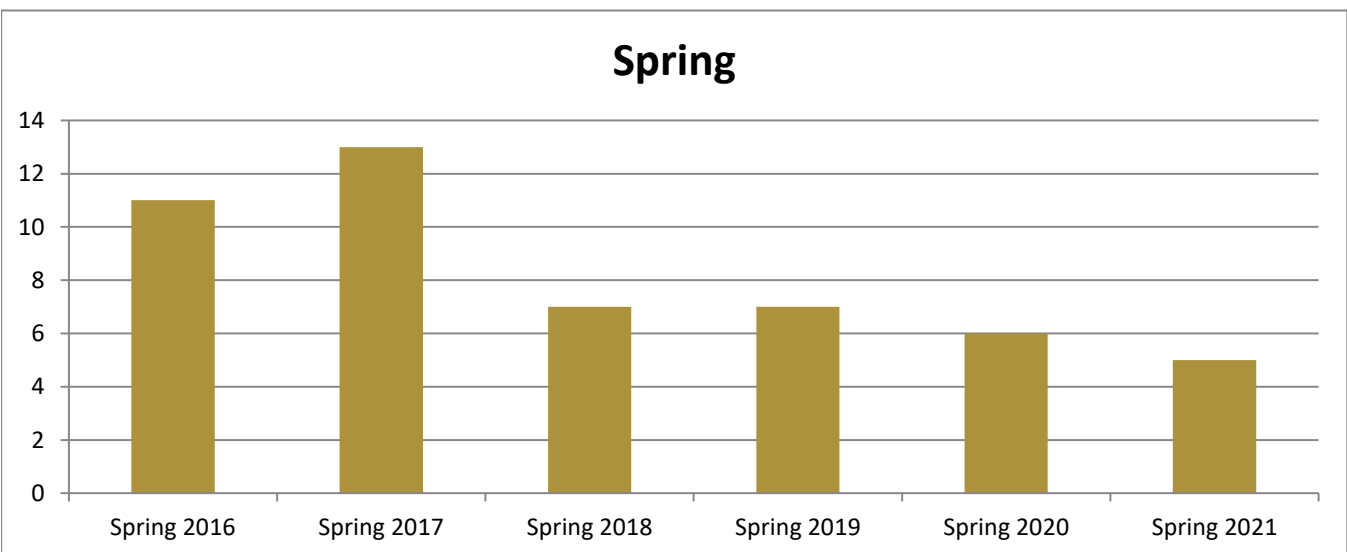
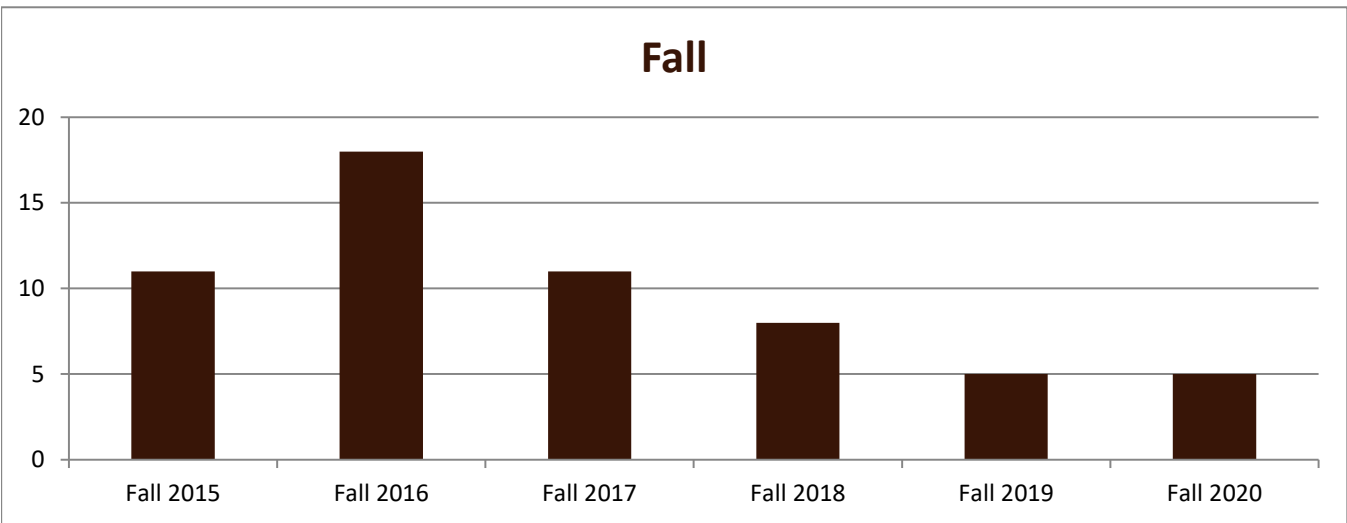
## Enrolled Minors

Academic Years 2015-16 to 2020-21

Using Fall Semester Data (Fall 2015 to Fall 2020) for Term Specific measures



Enrolled by AY & Term	2016	2017	2018	2019	2020	2021
Fall	11	18	11	8	5	5
Spring	11	13	7	7	6	5
Summer	4	6	4	1	3	2
<b>Grand Total</b>	<b>26</b>	<b>37</b>	<b>22</b>	<b>16</b>	<b>14</b>	<b>12</b>



# SMSU Mathematics Program Data

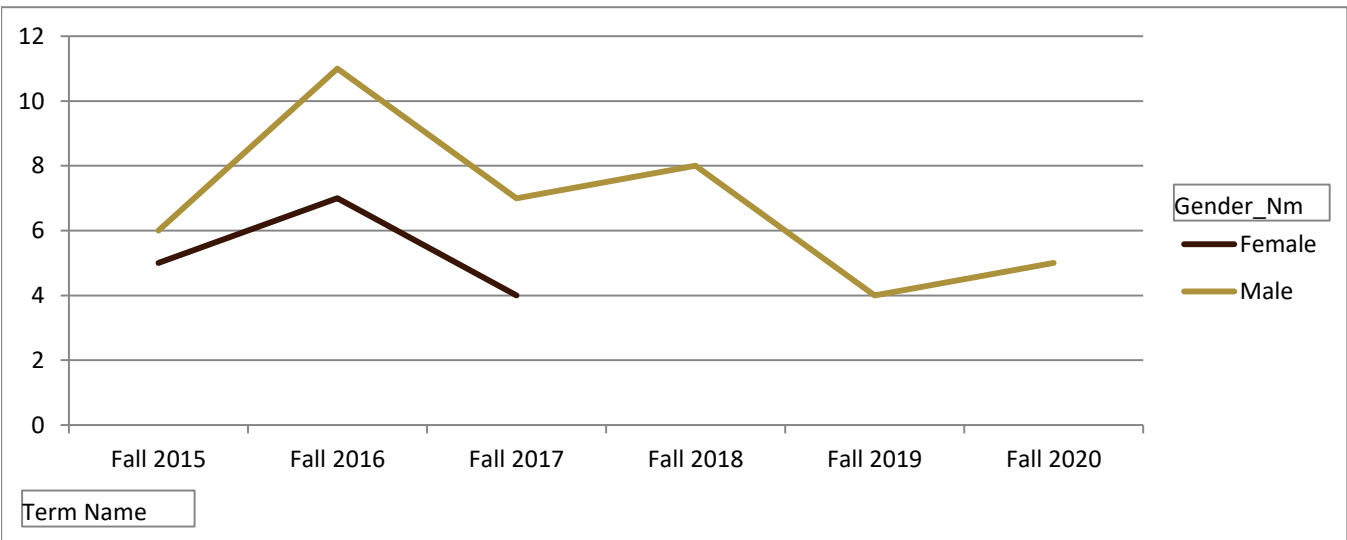
## Enrolled Minors

Academic Years 2015-16 to 2020-21

Using Fall Semester Data (Fall 2015 to Fall 2020) for Term Specific measures



By Gender	Fall 2015	Fall 2016	Fall 2017	Fall 2018	Fall 2019	Fall 2020
Female	5	7	4	8	4	5
Male	6	11	7	8	5	5
<b>Grand Total</b>	<b>11</b>	<b>18</b>	<b>11</b>	<b>8</b>	<b>5</b>	<b>5</b>



# SMSU Mathematics Program Data

## Enrolled Minors

Academic Years 2015-16 to 2020-21

Using Fall Semester Data (Fall 2015 to Fall 2020) for Term Specific measures



By Class Level	Fall 2015	Fall 2016	Fall 2017	Fall 2018	Fall 2019	Fall 2020
1 - Freshmen	1	2		1		
2 - Sophomore	3	5	1			
3 - Junior	3	4	4	3	3	1
4 - Senior	4	7	6	4	2	4
<b>Grand Total</b>	<b>11</b>	<b>18</b>	<b>11</b>	<b>8</b>	<b>5</b>	<b>5</b>

