

SMSU Nutrition Program Data

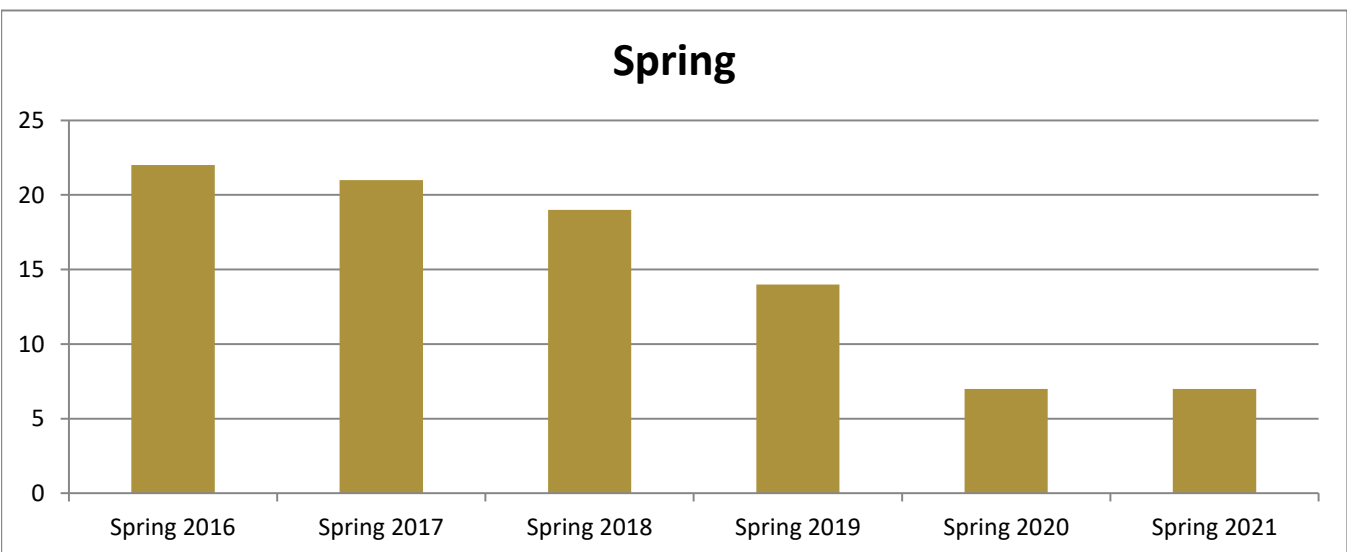
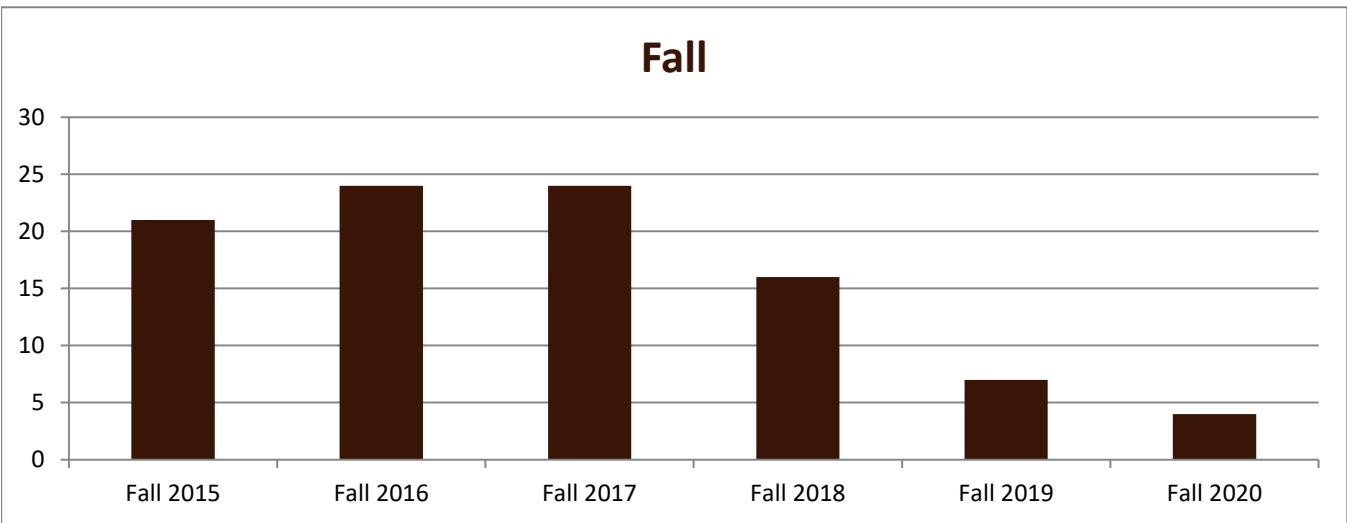
Enrolled Minors

Academic Years 2015-16 to 2020-21

Using Fall Semester Data (Fall 2015 to Fall 2020) for Term Specific measures



Enrolled by AY & Term	2016	2017	2018	2019	2020	2021
Fall	21	24	24	16	7	4
Spring	22	21	19	14	7	7
Summer	12	4	4	5	5	2
Grand Total	55	49	47	35	19	13



SMSU Nutrition Program Data

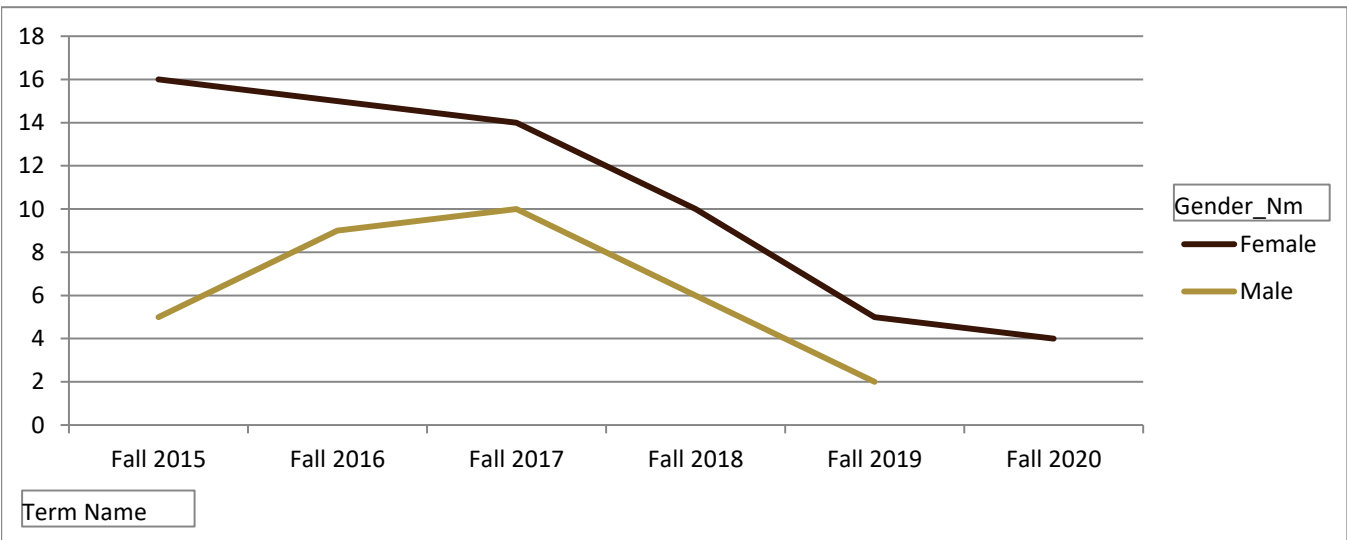
Enrolled Minors

Academic Years 2015-16 to 2020-21

Using Fall Semester Data (Fall 2015 to Fall 2020) for Term Specific measures



By Gender	Fall 2015	Fall 2016	Fall 2017	Fall 2018	Fall 2019	Fall 2020
Female	16	15	14	10	5	4
Male	5	9	10	6	2	
Grand Total	21	24	24	16	7	4



SMSU Nutrition Program Data

Enrolled Minors

Academic Years 2015-16 to 2020-21

Using Fall Semester Data (Fall 2015 to Fall 2020) for Term Specific measures



By Class Level	Fall 2015	Fall 2016	Fall 2017	Fall 2018	Fall 2019	Fall 2020
1 - Freshmen	1	4	3	1		
2 - Sophomore	4	5	1	2		
3 - Junior	6	8	6	1	2	2
4 - Senior	10	7	14	12	5	2
Grand Total	21	24	24	16	7	4

