

# SMSU Physics Program Data

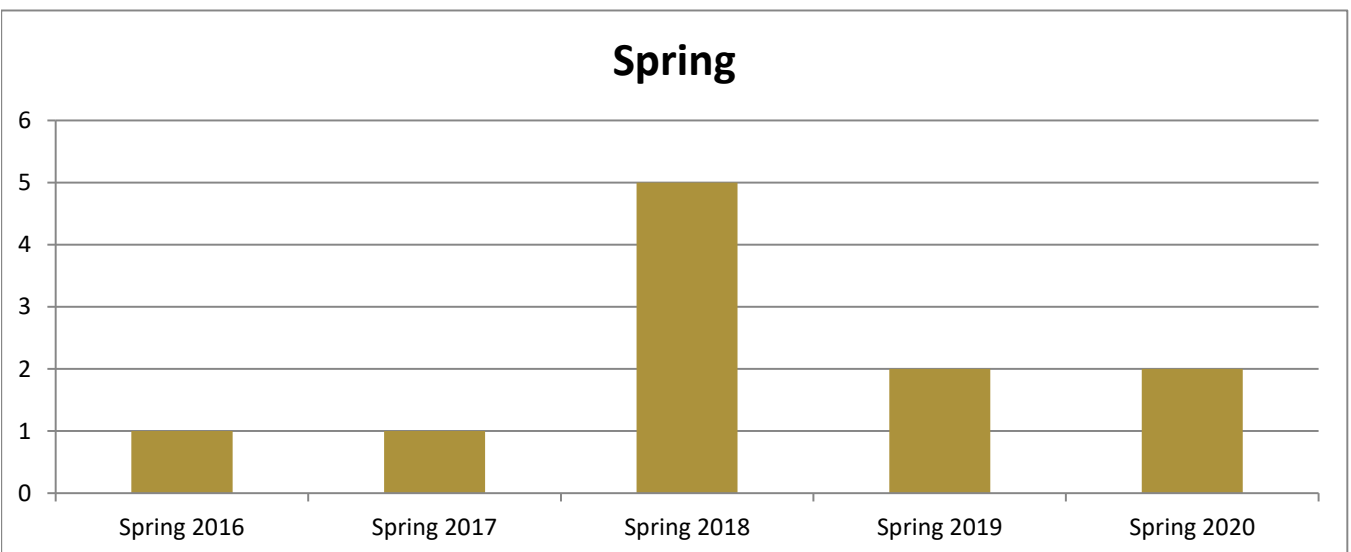
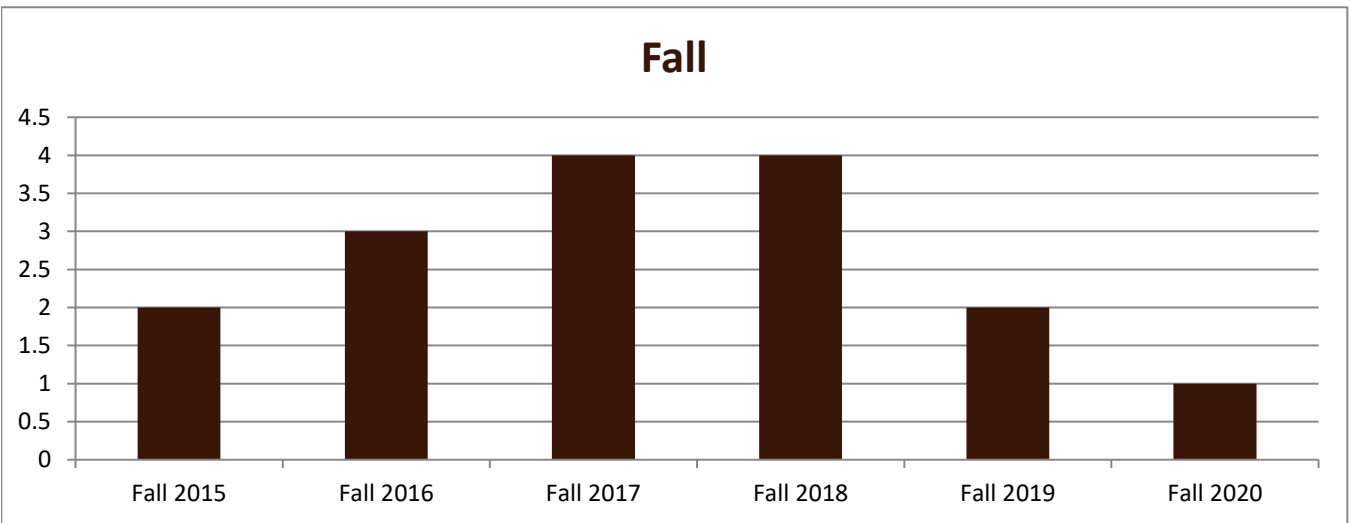
## Enrolled Minors

Academic Years 2015-16 to 2020-21

Using Fall Semester Data (Fall 2015 to Fall 2020) for Term Specific measures



Enrolled by AY & Term	2016	2017	2018	2019	2020	2021
Fall	2	3	4	4	2	1
Spring	1	1	5	2	2	
Summer		1	1			
<b>Grand Total</b>	<b>3</b>	<b>5</b>	<b>10</b>	<b>6</b>	<b>4</b>	<b>1</b>



# SMSU Physics Program Data

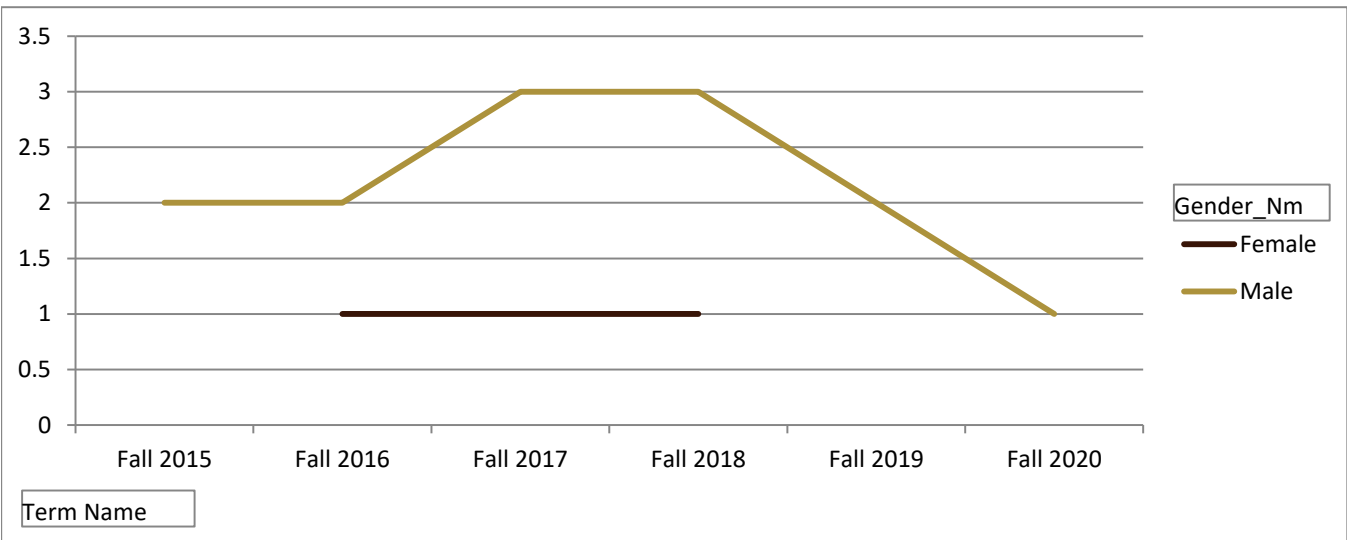
## Enrolled Minors

Academic Years 2015-16 to 2020-21

Using Fall Semester Data (Fall 2015 to Fall 2020) for Term Specific measures



By Gender	Fall 2015	Fall 2016	Fall 2017	Fall 2018	Fall 2019	Fall 2020
Female		1	1	1		
Male	2	2	3	3	2	1
<b>Grand Total</b>	<b>2</b>	<b>3</b>	<b>4</b>	<b>4</b>	<b>2</b>	<b>1</b>



# SMSU Physics Program Data

## Enrolled Minors

Academic Years 2015-16 to 2020-21

Using Fall Semester Data (Fall 2015 to Fall 2020) for Term Specific measures



By Class Level	Fall 2015	Fall 2016	Fall 2017	Fall 2018	Fall 2019	Fall 2020
1 - Freshmen			1			
2 - Sophomore	1	2	2	4		
3 - Junior	1		1		2	
4 - Senior		1				1
<b>Grand Total</b>	<b>2</b>	<b>3</b>	<b>4</b>	<b>4</b>	<b>2</b>	<b>1</b>

