

SMSU Psychology Program Data

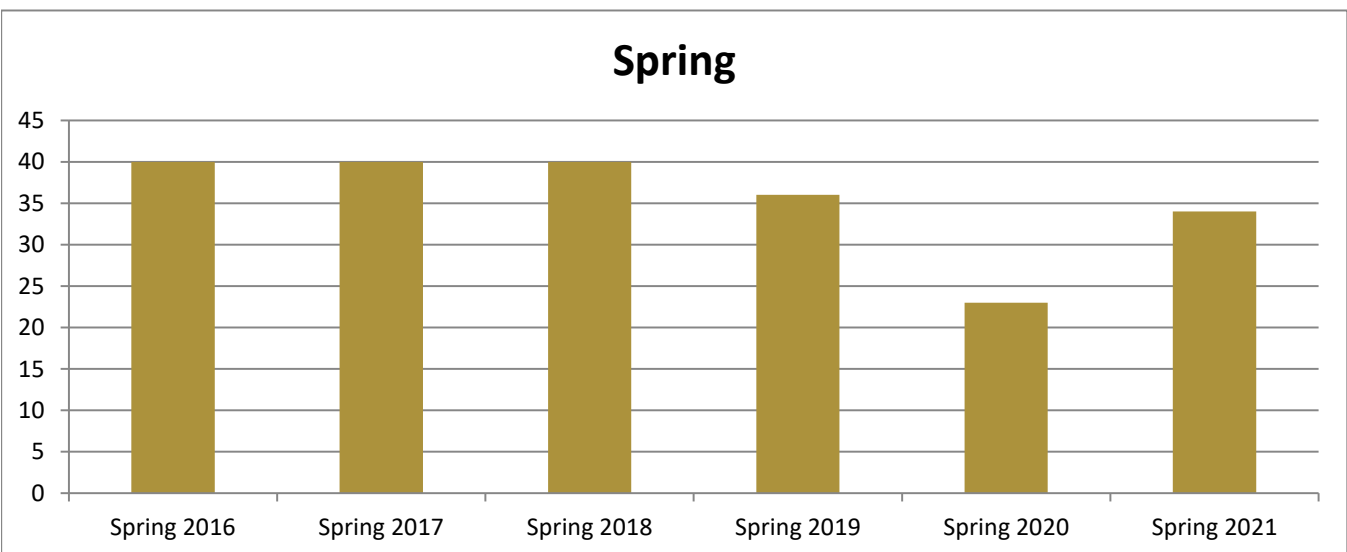
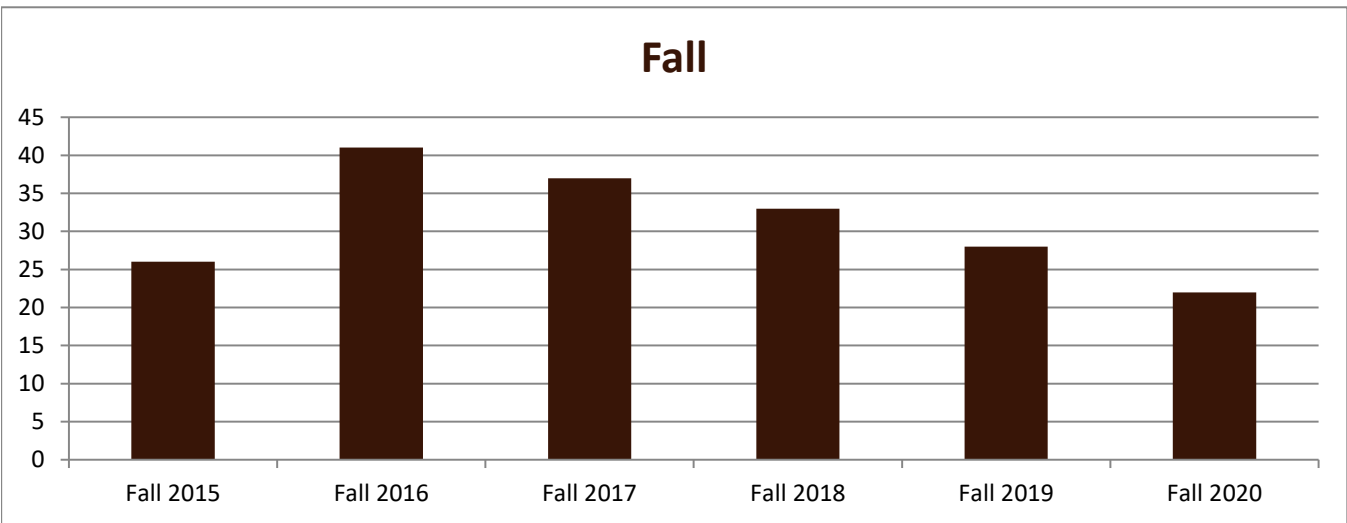
Enrolled Minors

Academic Years 2015-16 to 2020-21

Using Fall Semester Data (Fall 2015 to Fall 2020) for Term Specific measures



Enrolled by AY & Term	2016	2017	2018	2019	2020	2021
Fall	26	41	37	33	28	22
Spring	40	40	40	36	23	34
Summer	9	14	9	6	6	6
Grand Total	75	95	86	75	57	62



SMSU Psychology Program Data

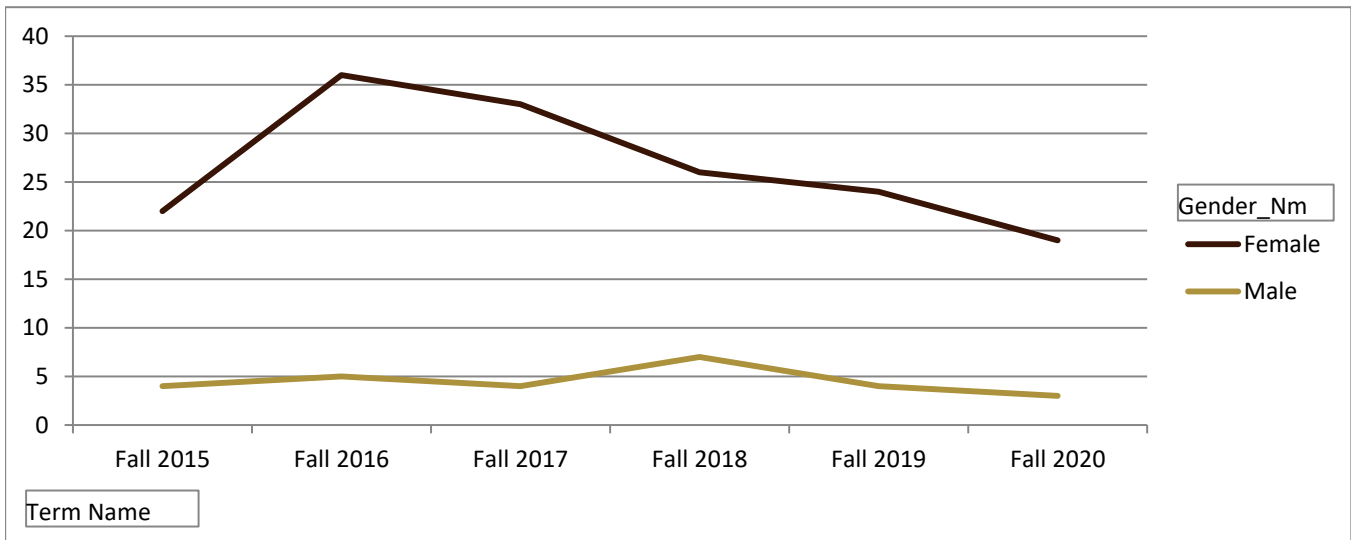
Enrolled Minors

Academic Years 2015-16 to 2020-21

Using Fall Semester Data (Fall 2015 to Fall 2020) for Term Specific measures



By Gender	Fall 2015	Fall 2016	Fall 2017	Fall 2018	Fall 2019	Fall 2020
Female	22	36	33	26	24	19
Male	4	5	4	7	4	3
Grand Total	26	41	37	33	28	22



SMSU Psychology Program Data

Enrolled Minors

Academic Years 2015-16 to 2020-21

Using Fall Semester Data (Fall 2015 to Fall 2020) for Term Specific measures



By Class Level	Fall 2015	Fall 2016	Fall 2017	Fall 2018	Fall 2019	Fall 2020
1 - Freshmen	1	1	3	4	1	1
2 - Sophomore	6	10	4	6	7	4
3 - Junior	5	9	8	10	9	3
4 - Senior	14	21	22	13	11	14
Grand Total	26	41	37	33	28	22

