

SMSU Public Relations Program Data

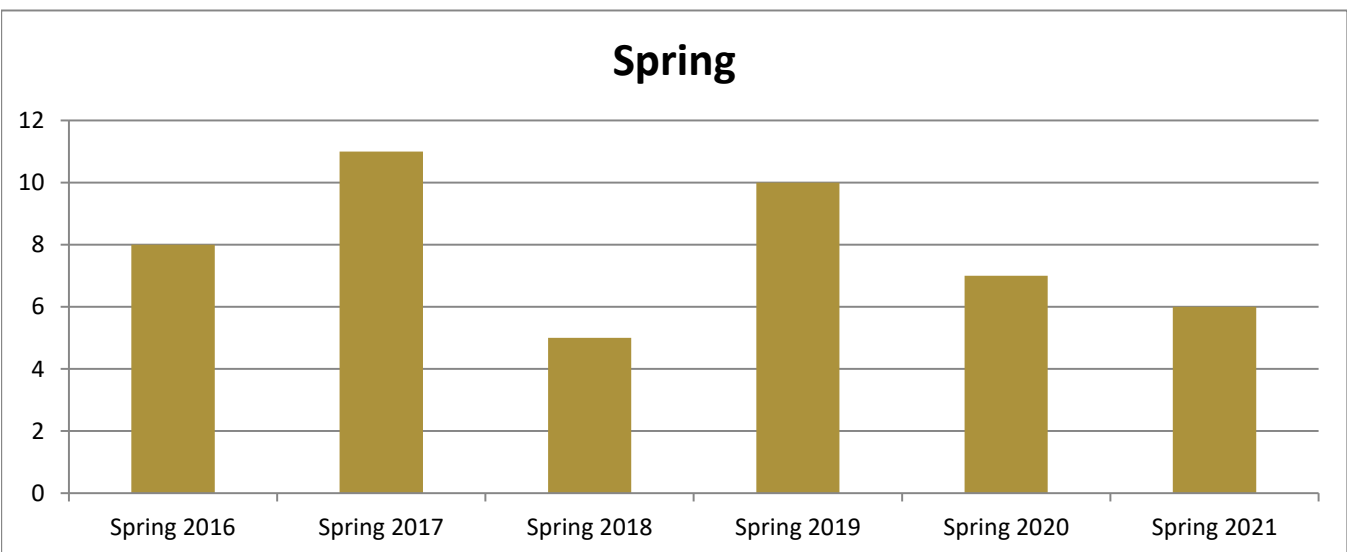
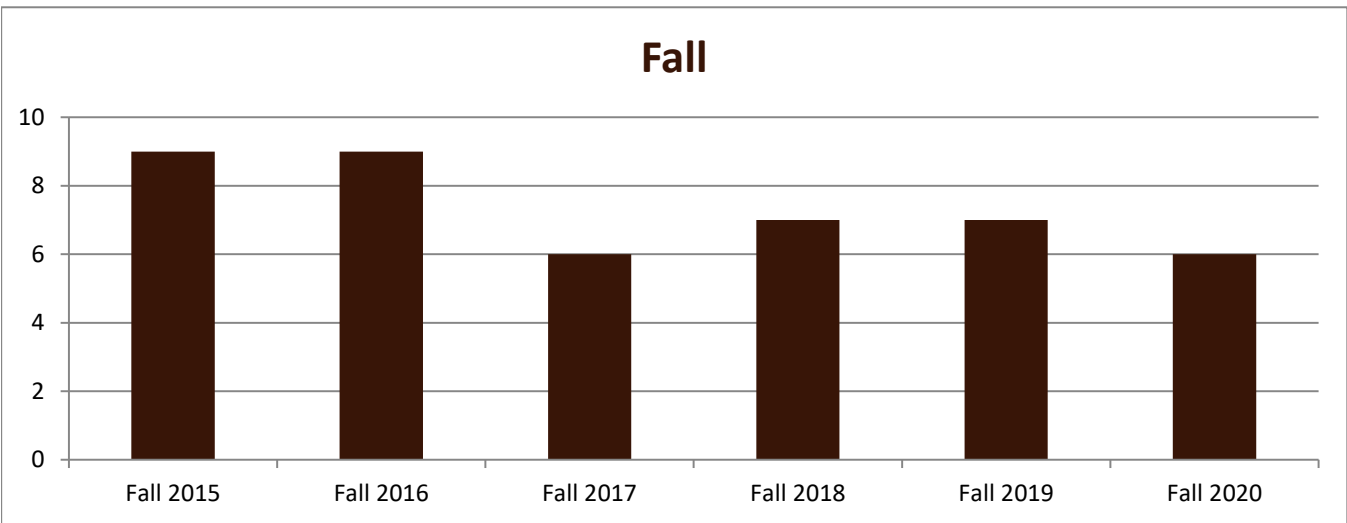
Enrolled Minors

Academic Years 2015-16 to 2020-21

Using Fall Semester Data (Fall 2015 to Fall 2020) for Term Specific measures



Enrolled by AY & Term	2016	2017	2018	2019	2020	2021
Fall	9	9	6	7	7	6
Spring	8	11	5	10	7	6
Summer	4	1	1	2	2	1
Grand Total	21	21	12	19	16	13



SMSU Public Relations Program Data

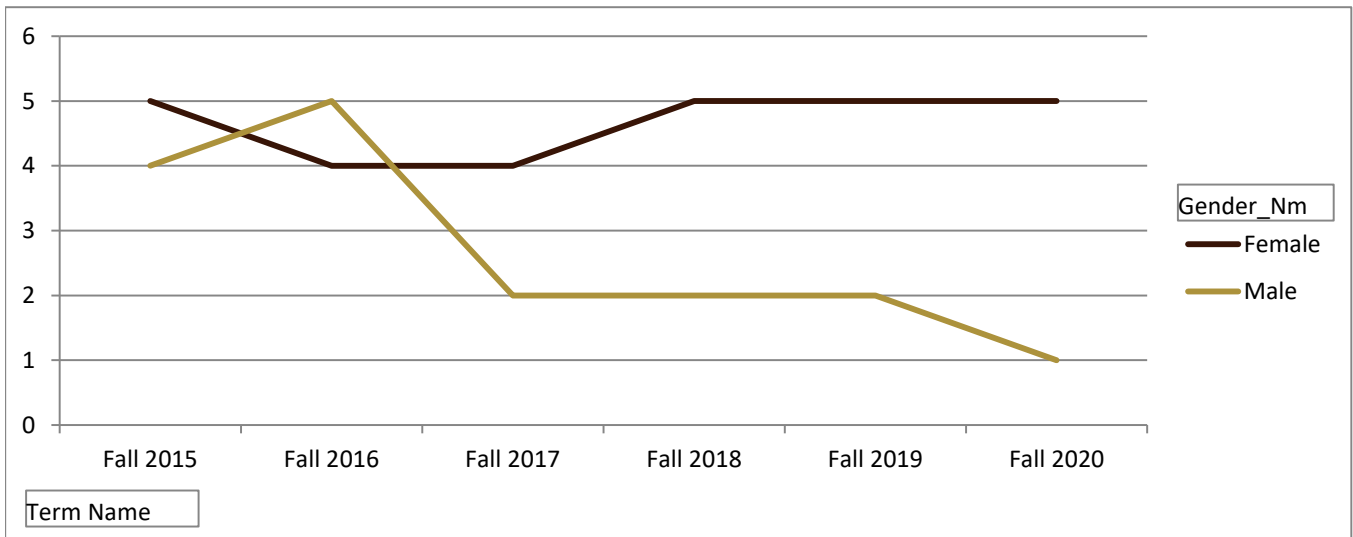
Enrolled Minors

Academic Years 2015-16 to 2020-21

Using Fall Semester Data (Fall 2015 to Fall 2020) for Term Specific measures



By Gender	Fall 2015	Fall 2016	Fall 2017	Fall 2018	Fall 2019	Fall 2020
Female	5	4	4	5	5	5
Male	4	5	2	2	2	1
Grand Total	9	9	6	7	7	6



SMSU Public Relations Program Data

Enrolled Minors

Academic Years 2015-16 to 2020-21

Using Fall Semester Data (Fall 2015 to Fall 2020) for Term Specific measures



By Class Level	Fall 2015	Fall 2016	Fall 2017	Fall 2018	Fall 2019	Fall 2020
1 - Freshmen	2			3	1	
2 - Sophomore	1	2	2		3	1
3 - Junior	1	2	3	2	2	2
4 - Senior	5	5	1	2	1	3
Grand Total	9	9	6	7	7	6

