

SMSU Social Welfare Program Data

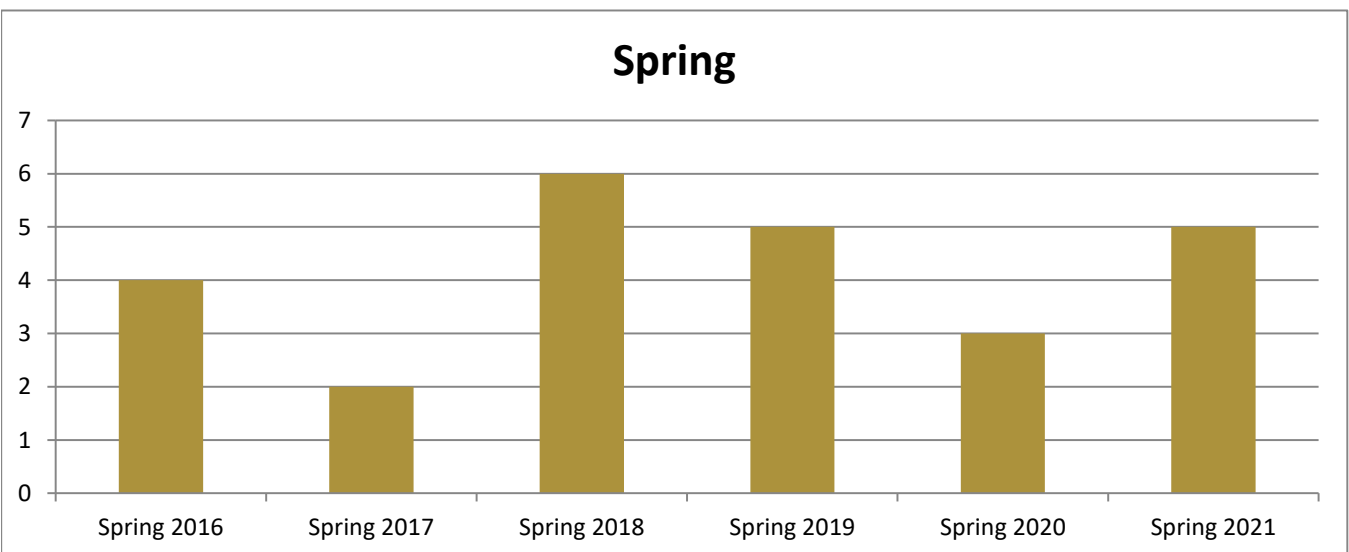
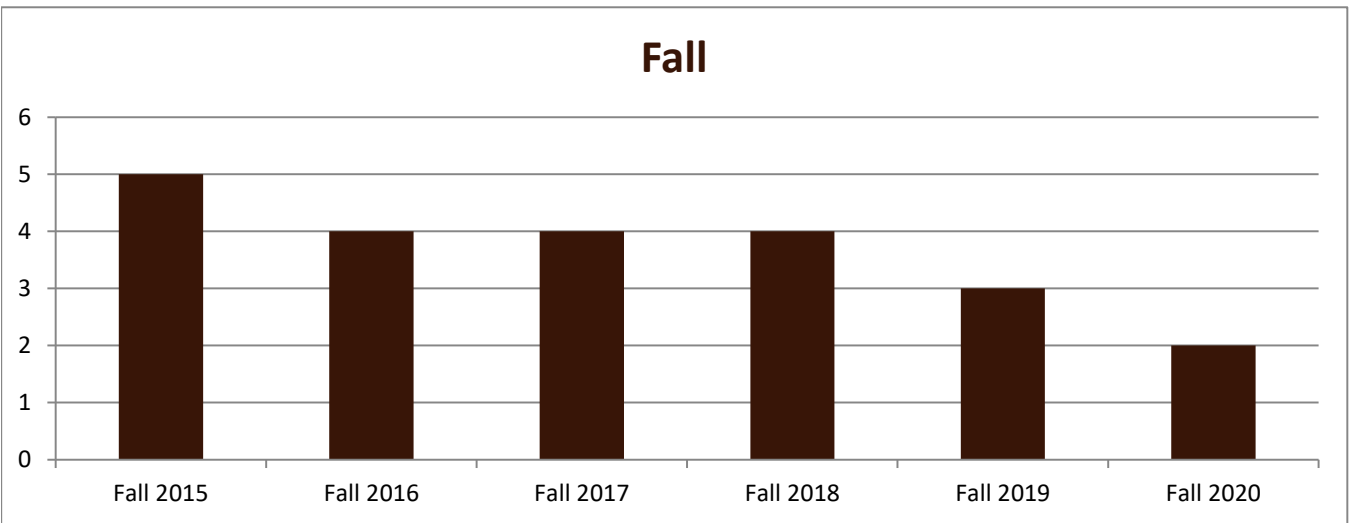
Enrolled Minors

Academic Years 2015-16 to 2020-21

Using Fall Semester Data (Fall 2015 to Fall 2020) for Term Specific measures



Enrolled by AY & Term	2016	2017	2018	2019	2020	2021
Fall	5	4	4	4	3	2
Spring	4	2	6	5	3	5
Summer	3	2	1		2	1
Grand Total	12	8	11	9	8	8



SMSU Social Welfare Program Data

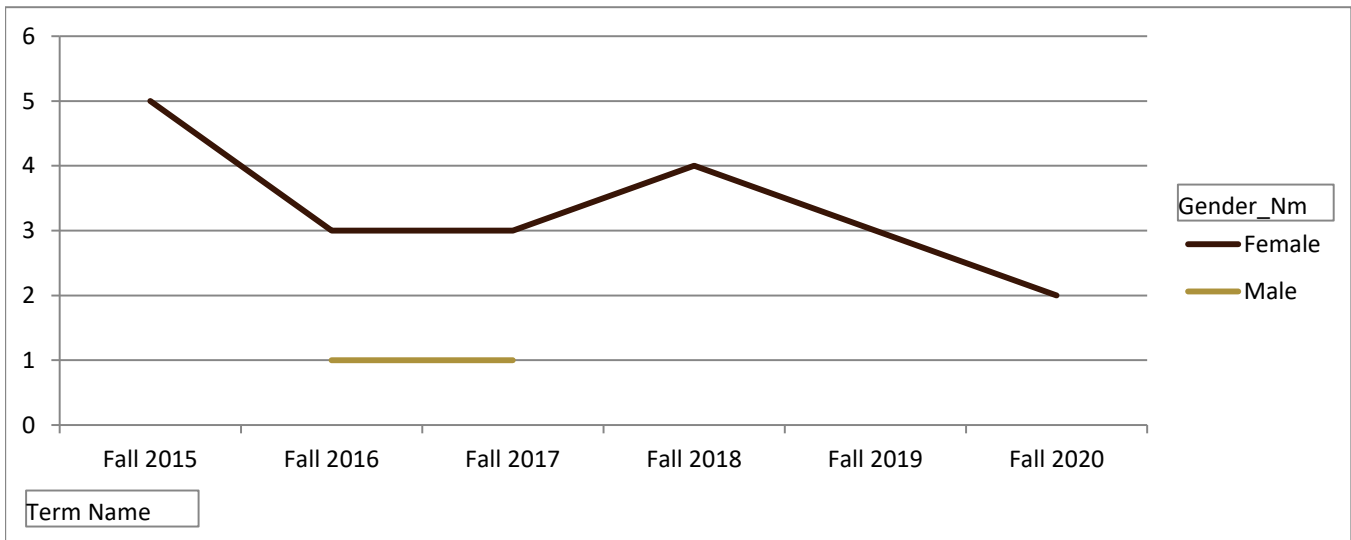
Enrolled Minors

Academic Years 2015-16 to 2020-21

Using Fall Semester Data (Fall 2015 to Fall 2020) for Term Specific measures



By Gender	Fall 2015	Fall 2016	Fall 2017	Fall 2018	Fall 2019	Fall 2020
Female	5	3	3	4	3	2
Male		1	1			
Grand Total	5	4	4	4	3	2



SMSU Social Welfare Program Data

Enrolled Minors

Academic Years 2015-16 to 2020-21

Using Fall Semester Data (Fall 2015 to Fall 2020) for Term Specific measures



By Class Level	Fall 2015	Fall 2016	Fall 2017	Fall 2018	Fall 2019	Fall 2020
1 - Freshmen			1			
2 - Sophomore	1		1	2		
3 - Junior	1	2	1	2	2	1
4 - Senior	3	2	1		1	1
Grand Total	5	4	4	4	3	2

