

SMSU Teacher of English as a 2nd Language Program Data

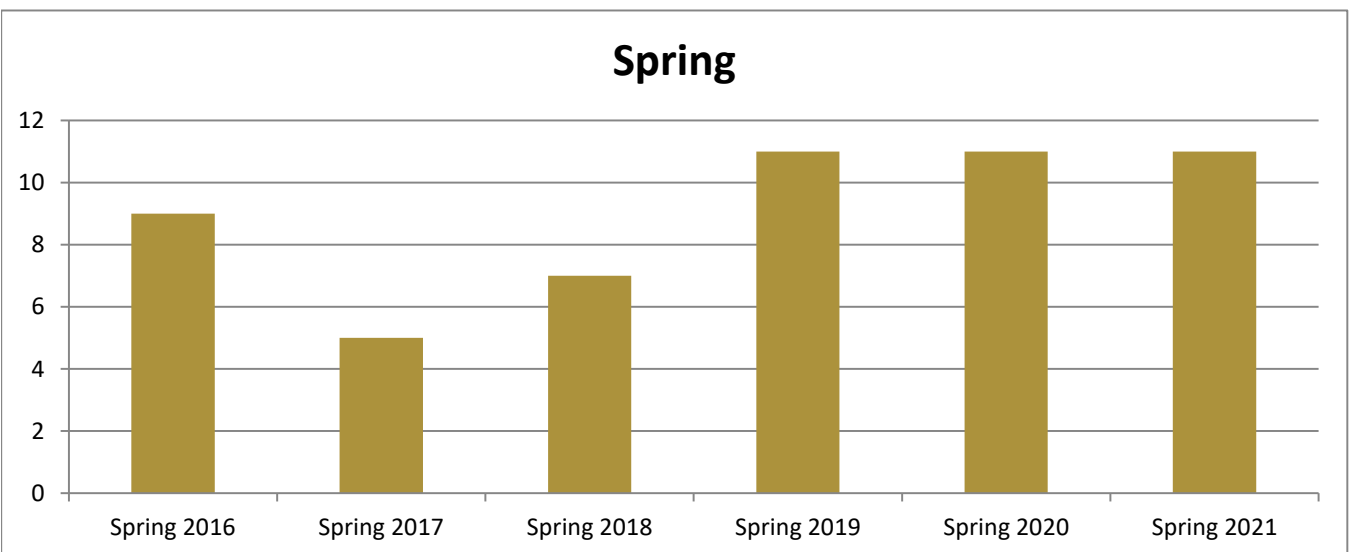
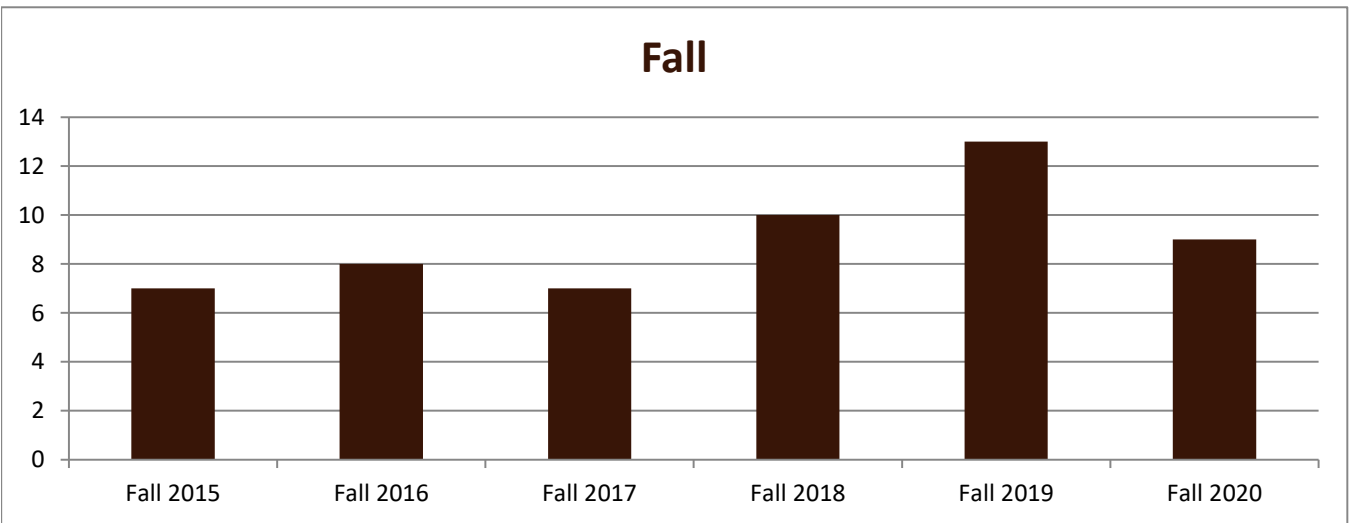
Enrolled Minors

Academic Years 2015-16 to 2020-21

Using Fall Semester Data (Fall 2015 to Fall 2020) for Term Specific measures



Enrolled by AY & Term	2016	2017	2018	2019	2020	2021
Fall	7	8	7	10	13	9
Spring	9	5	7	11	11	11
Summer	1	3	1	5	8	4
Grand Total	17	16	15	26	32	24



SMSU Teacher of English as a 2nd Language Program Data

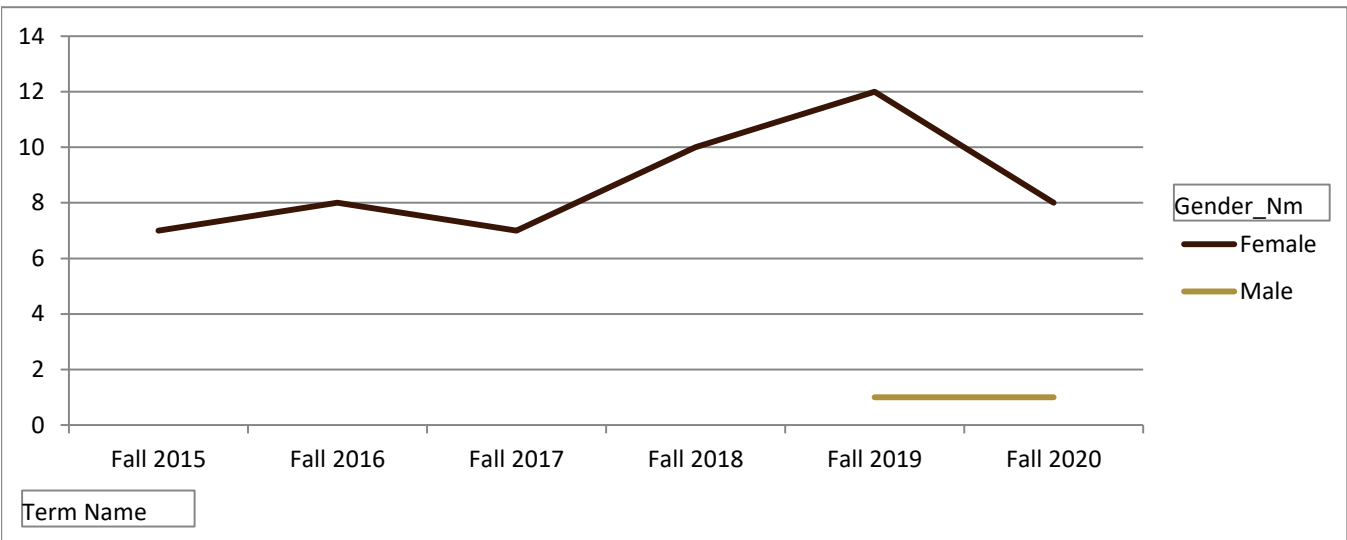
Enrolled Minors

Academic Years 2015-16 to 2020-21

Using Fall Semester Data (Fall 2015 to Fall 2020) for Term Specific measures



By Gender						
	Fall 2015	Fall 2016	Fall 2017	Fall 2018	Fall 2019	Fall 2020
Female	7	8	7	10	12	8
Male					1	1
Grand Total	7	8	7	10	13	9



SMSU Teacher of English as a 2nd Language Program Data

Enrolled Minors

Academic Years 2015-16 to 2020-21

Using Fall Semester Data (Fall 2015 to Fall 2020) for Term Specific measures



By Class Level	Fall 2015	Fall 2016	Fall 2017	Fall 2018	Fall 2019	Fall 2020
1 - Freshmen				1	2	
2 - Sophomore	1			2	3	1
3 - Junior			1		5	2
4 - Senior	6	6	4	2	8	7
5 - Previous Degree			1			
Grand Total	7	8	7	10	13	9

