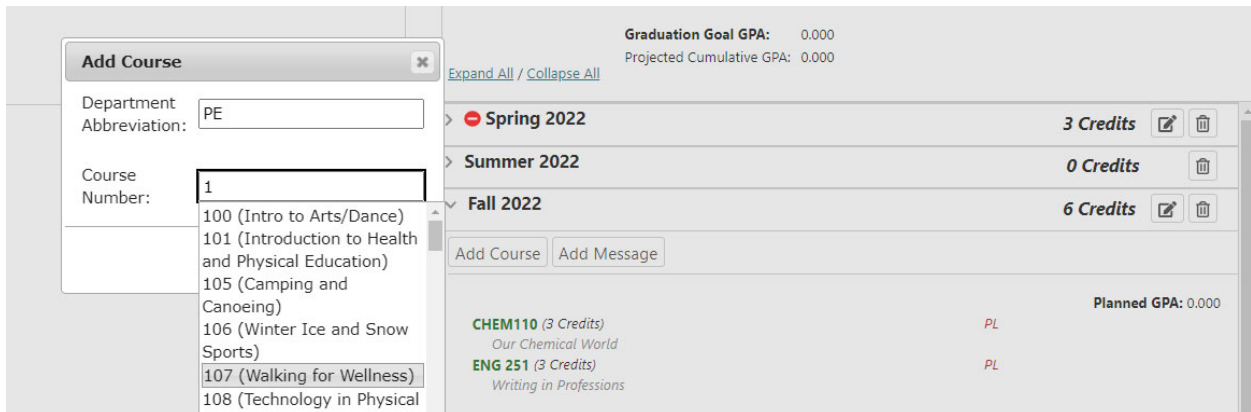
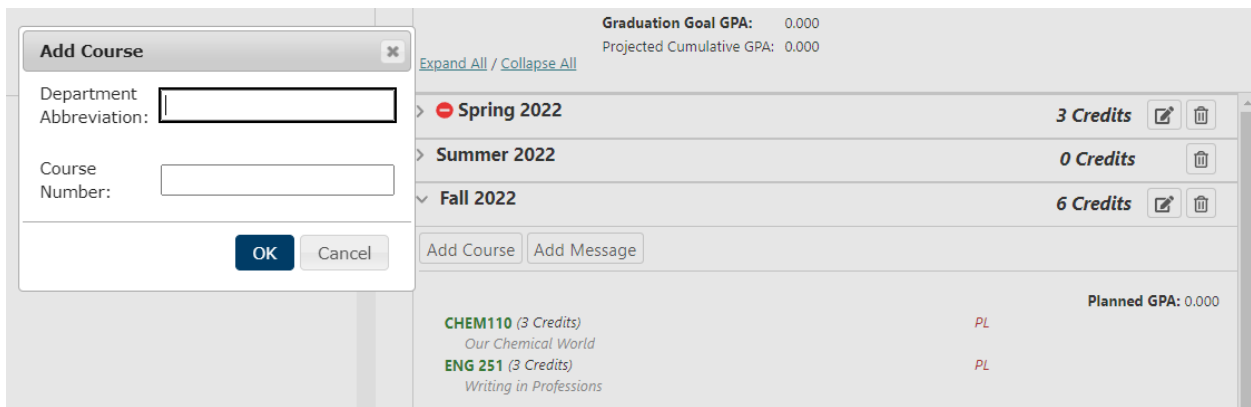




# How to Use Elective courses in the Grad Planner:

How to add a course that SMSU offers but is not a required course on the left hand audit side:

- On Right hand plan side in the term that you want to add the elective course - click on Add Course button
- Enter Dept code
- All course numbers under that Dept code appear when you enter a number in the first field
- Click on the course you want to add and OK button and course will be added to that term



✓ **Fall 2022** **7 Credits**  



Add Course Add Message

**Planned GPA: 0.000**

<b>CHEM110</b> (3 Credits) <i>Our Chemical World</i>	<i>PL</i>
<b>ENG 251</b> (3 Credits) <i>Writing in Professions</i>	<i>PL</i>
<b>PE 107</b> (1 Credits) <i>Walking for Wellness</i>	<i>PL</i>

How to add a placeholder elective course on the Grad Plan side:

- In the term that you want to add placeholder elective course – click on the Add Course button
- Dept Abbreviation field – Add GPLN
- Course Number – enter 0
- 2 placeholder courses will appear – Any Elective course or Upper division elective course (this one is entered if short in the 40 credit upper division graduation requirement)

✓ **Fall 2022** **7 Credits**  

Add Course Add Message

**Planned GPA: 0.000**

<b>CHEM110</b> (3 Credits) <i>Our Chemical World</i>	<i>PL</i>
<b>ENG 251</b> (3 Credits) <i>Writing in Professions</i>	<i>PL</i>
<b>PE 107</b> (1 Credits) <i>Walking for Wellness</i>	<i>PL</i>
<b>GPLN0UPP</b> (0 Credits) <i>Upper Division Elective</i>	<i>PL</i>

Course will show with zero credits – click on edit button to change the credit amount and submit

✓ Fall 2022

10 Hours

Planned GPA: 0.000

Delete

All

**CHEM110**

*Our Chemical World*

3 Credits PL

**ENG 251**

*Writing in Professions*

3 Credits PL

**PE 107**

*Walking for Wellness*

1 Credits PL

**GPLNOUPP**

*Upper Division Elective*

3 Credits PL

Submit

Cancel